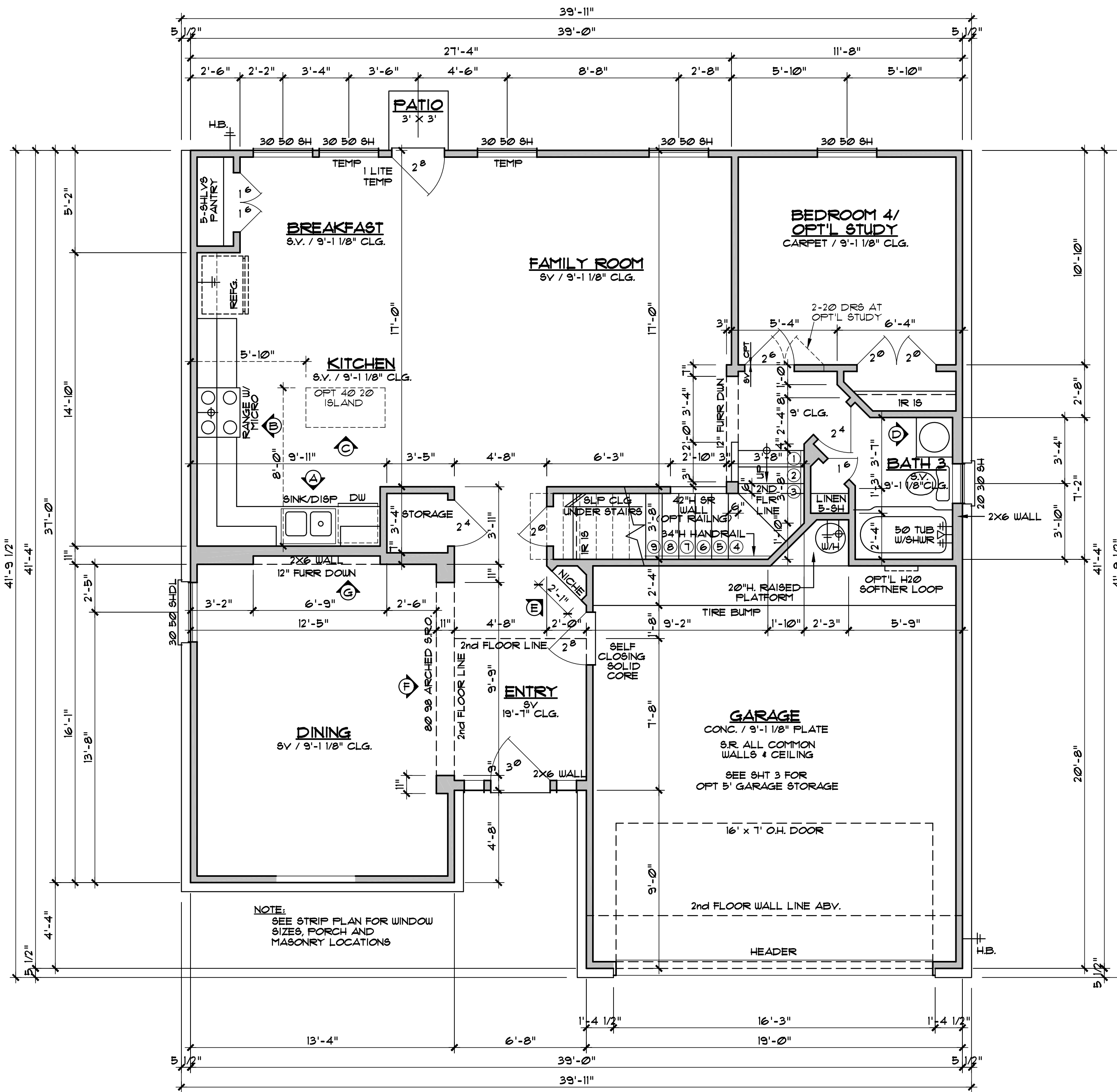


(CONVERTED FROM: ZIP KP254; PLAN # 2566 11-15-17) - AMG



Square Footage Chart Elevation 'A'		
	FRAME	w/ MASONRY
1 ST FLOOR	1105	1140
2 ND FLOOR	1352	1398
TOTAL LIVING	2457	2538
GARAGE	389	412
PORCH	42	42
TOTAL	2888	2992
OPT 5' GARAGE STORAGE	105	110


SQUARE FOOTAGE MAY VARY DUE TO METHOD OF CALCULATION

Square Footage Chart Elevation 'B'		
	FRAME	w/ MASONRY
1 ST FLOOR	1105	1140
2 ND FLOOR	1359	1406
TOTAL LIVING	2464	2546
GARAGE	389	412
PORCH	42	42
TOTAL	2895	3000
OPT 5' GARAGE STORAGE	105	110

SQUARE FOOTAGE MAY VARY DUE TO METHOD OF CALCULATION

FIRST LEVEL FLOOR PLAN
SCALE 1/4"=1'-0"

- NOTES:**
- PLANS ARE COMPLIANT W/ 2015 IRC
 - 1ST LEVEL PLATE HGTS TO BE 9'-1 1/8" W/ 1'-10" WINDOW HEADER HGTS UNLESS NOTED
 - 2ND LEVEL PLATE HGTS TO BE 9'-1 1/8" W/ 1'-10" WINDOW HEADER HGTS UNLESS NOTED
 - PROVIDE TEMPERED GLASS WHERE REQ'D
 - DRYER VENT NOT TO EXCEED 35' MINUS ELBOWS PER IRC M1502.4.4
 - SEE FRAMING SHEETS FOR HEADER SIZES AND LOCATIONS
 - PROVIDE FIREBLOCKING IN ALL AREAS AS REQUIRED PER CURRENT IRC CODE
 - ALL ANGLED WALLS TO BE 45 UNLESS NOTED OTHERWISE
 - PROVIDE FLYWID PAD IN ATTIC FOR HVAC UNIT(S) W/ REQ'D ELECT, MECH AND PLUMB



PLAN 2577 RF

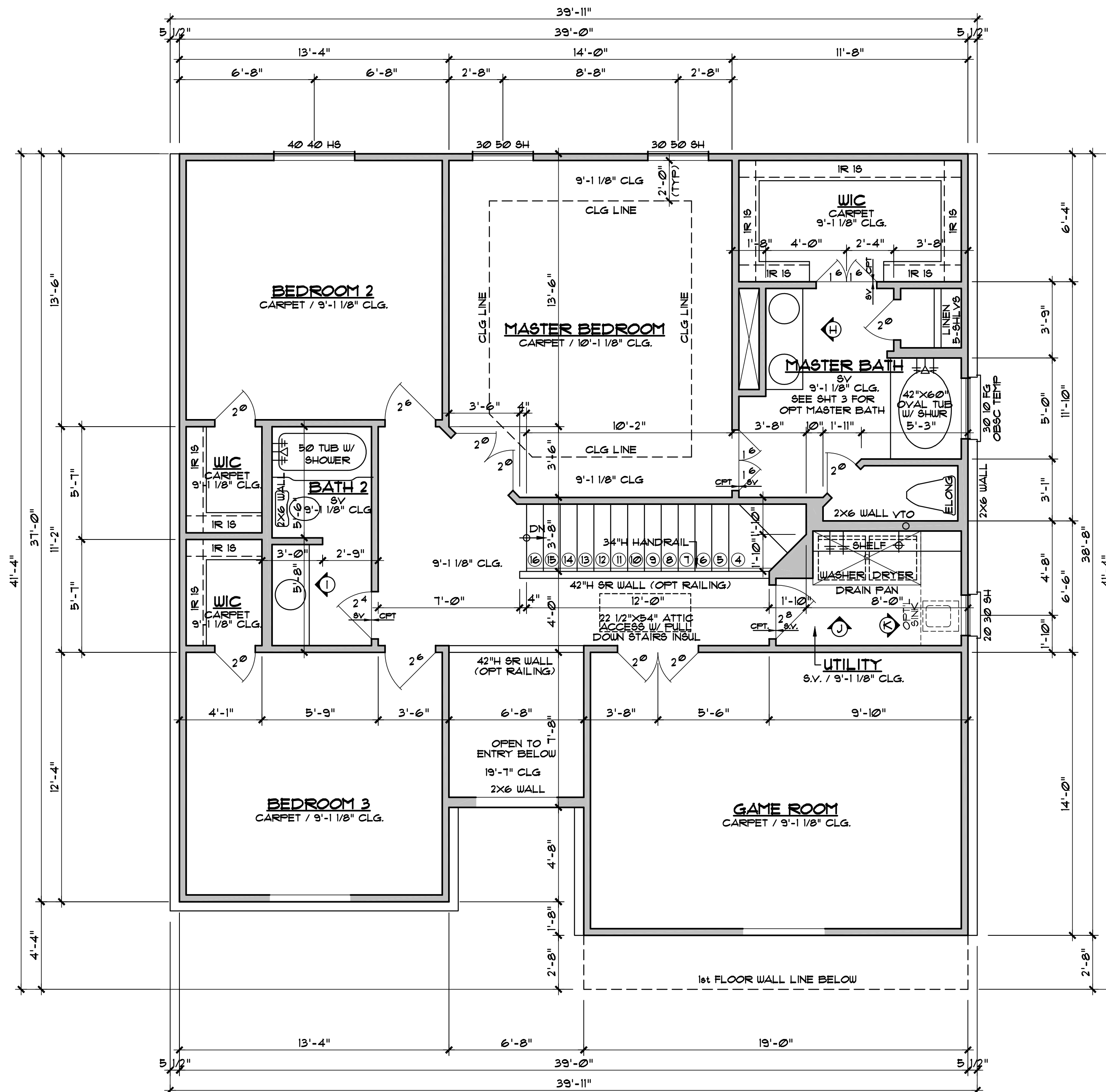
REV. 3-2-18 CHANGED PLAN # FROM 2451 TO 2511 (SU)

KIPP FLORES ARCHITECTS
 335-5477 fax (512) 335-5852
 WWW.KIPPFLORES.COM
 11776 Jollyville Rd. Suite 100 Austin, Texas 78759

All rights reserved. The arrangements depicted herein are the sole property of Kipp Flores Architects, and may not be reproduced in any form without its written permission. This copyright notice and use restrictions are "Copyright Management Information" under the Digital Millennium Copyright Act. It is included to detect and deter copyright infringement, and as such must not be modified or omitted.

Date
1-2-18
Sheet
1 of 13


CENSEO HOMES



SECOND LEVEL FLOOR PLAN
SCALE 1/4"=1'-0"

NOTES:
PLANS ARE COMPLIANT W/ 2015 IRC

- 1st LEVEL PLATE HGTS TO BE 9'-1 1/8" W/ 1'-10" WINDOW HEADER HGTS UNLESS NOTED
- 2nd LEVEL PLATE HGTS TO BE 9'-1 1/8" W/ 1'-10" WINDOW HEADER HGTS UNLESS NOTED
- PROVIDE TEMPERED GLASS WHERE REQ'D
- DRYER VENT NOT TO EXCEED 35' MINUS ELBOWS PER IRC M1502.4.4
- PROVIDE FIREBLOCKING IN ALL AREAS AS REQUIRED PER CURRENT IRC CODE
- ALL ANGLED WALLS TO BE 45° UNLESS NOTED OTHERWISE
- PROVIDE FLYTUD PAD IN ATTIC FOR HVAC UNIT(S) W/ REQ'D ELECT, MECH AND PLUMB
- SEE FRAMING SHEETS FOR HEADER SIZES AND LOCATIONS



PLAN 2577 RF

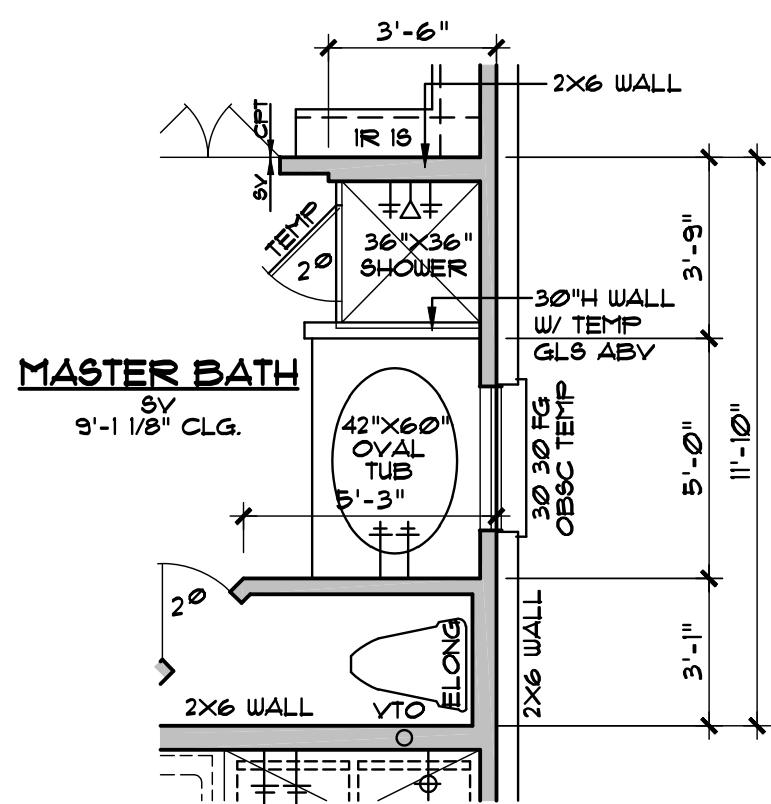
CENSEO HOMES

Use of methods of construction, materials, and dimensions in construction are approximate and may vary per plan. Builder reserves the right to make changes to these plans. Should any changes be made to these plans, by Builder or his representatives, amended plans and specifications.

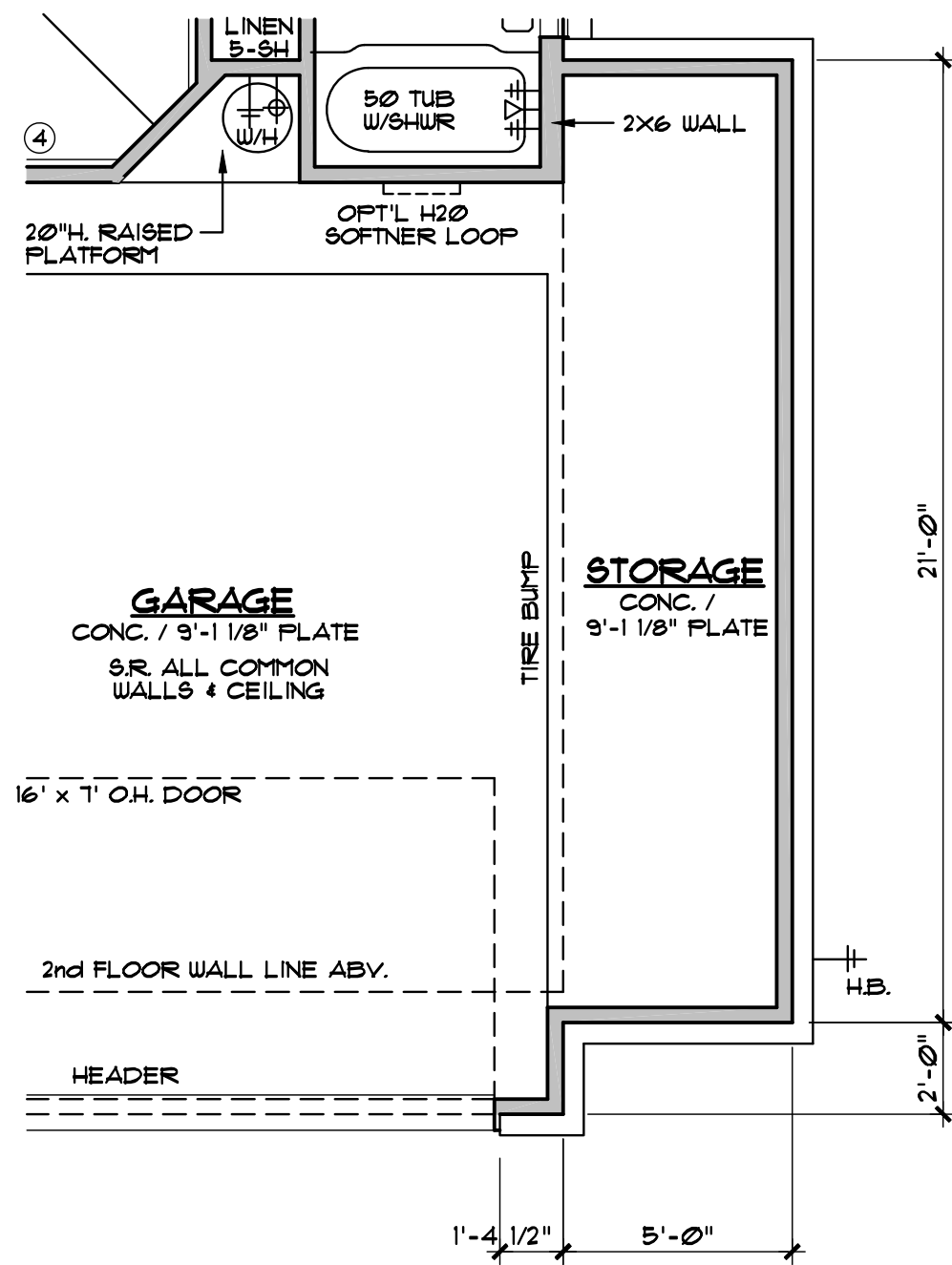
KIPP FLORES ARCHITECTS
 (512) 335-5477 fax (512) 335-5852
 WWW.KIPPFLORES.COM
 11776 Jollyville Rd. Suite 100 Austin, Texas 78759

All rights reserved. The arrangements depicted herein are the sole property of Kipp Flores Architects, and may not be reproduced in any form without its written permission. This copyright notice and use restrictions are "Copyright Management Information" under the Digital Millennium Copyright Act. It is included to detect and deter copyright infringement, and as such must not be modified or omitted.

Date
1-2-18
Sheet
2 of 13



OPT MASTER BATH
SCALE 1/4"=1'-0"



OPT 5' GARAGE STORAGE
SCALE 1/4"=1'-0"



PLAN 2577 RF

CENSEO HOMES

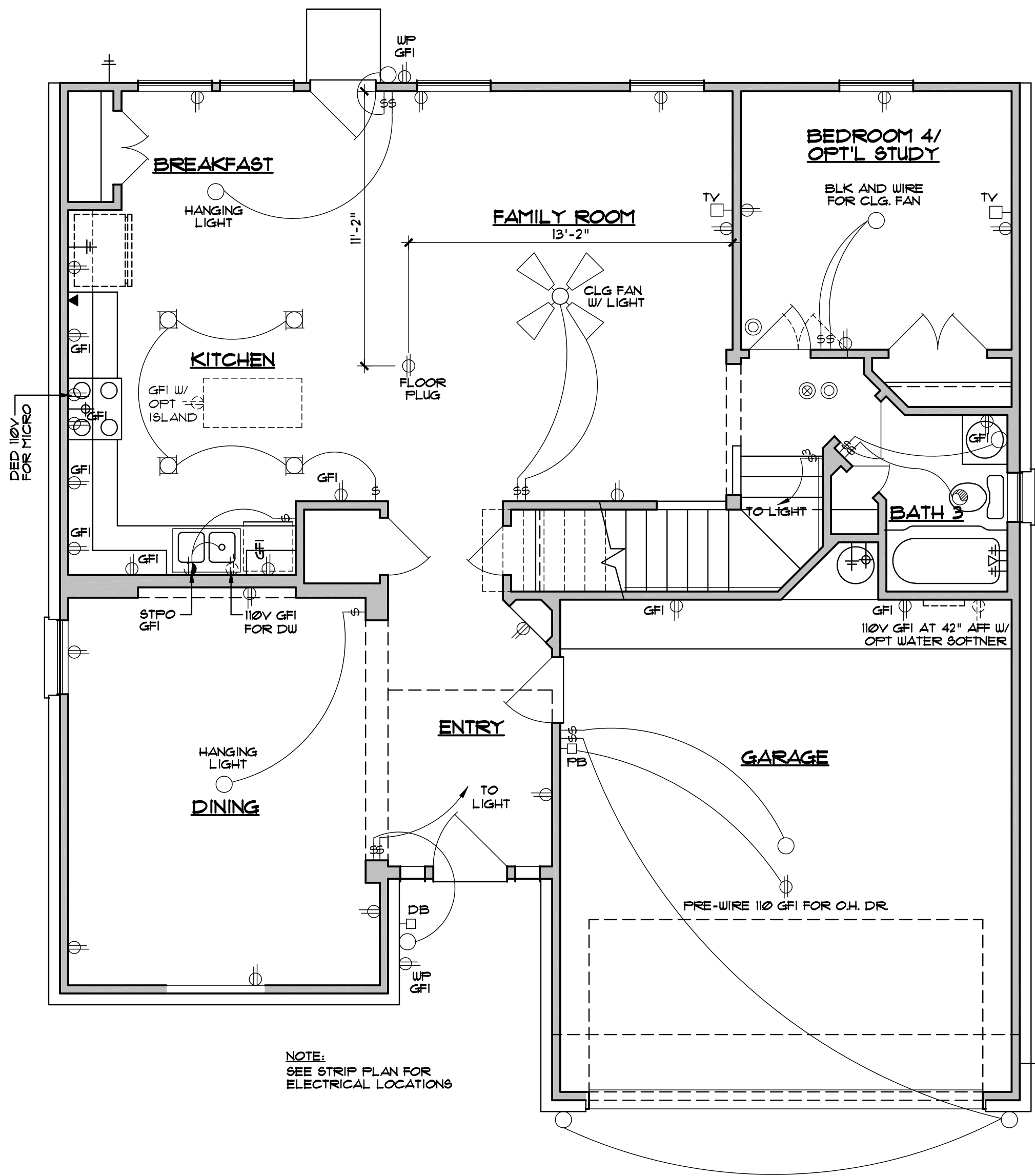
All modifications, restrictions, methods, and details in construction, materials, all dimensions and elevations are approximate and may vary per plan. Builder reserves the right to make changes to these plans to ensure conformity with local codes. Should any changes be made to these plans, by builder or his representatives, amended plans and specifications.

KIPP FLORES ARCHITECTS
 (512) 335-5477 fax (512) 335-5852
 WWW.KIPPFILORES.COM
 11776 Jollyville Rd. Suite 100 Austin, Texas 78759

All rights reserved. ©1997 KippFlores Architects LLC. The arrangements depicted herein are the sole property of KippFlores Architects, and may not be reproduced in any form without its written permission. This copyright notice and use restrictions are "Copyright Management Information" under the Digital Millennium Copyright Act. It is included to detect and deter copyright infringement, and as such must not be modified or omitted.

Date
1-2-18
Sheet
3 of 13

FNT-0010-106.DWG 03/02/18



NOTE:
SEE STRIP PLAN FOR
ELECTRICAL LOCATIONS

FIRST LEVEL ELECTRICAL PLAN
SCALE 1/4"=1'-0"

NOTES:
PLANS ARE COMPLIANT W/ 2014 NEC

PROVIDE PLYWD PAD IN ATTIC FOR HVAC UNIT(S) W/ REQ'D ELECTRIC, MECH AND PLUMB (PLUMB CODE SECT 24-246)

PROVIDE 110V OUTLET AND LIGHT NEAR HVAC UNIT FOR SERVICE. IF LOCATION REQUIRES, PROVIDE TWO LIGHTS, ONE AT UNIT AND ONE AT ACCESS OPENING ON ONE SWITCH.

SMOKE ALARMS TO BE INSTALLED W/ BATTERY BACKUP IN ACCORDANCE W/ NFPA 72. ALL SMOKE ALARMS SHALL BE INTERCONNECTED SO THAT THE ACTUATION OF ONE ALARM WILL ACTIVATE ALL OTHERS.

DRYER VENT NOT TO EXCEED 35' MINUS ELBOWS PER IRC M1502.4.4

RECESSED LIGHTING FIXTURES TO BE INSTALLED AS REQUIRED BY IECC 502.13 (AIRTIGHT CANS OR SEALED GYPSUM BOX WHEN PIERCING BUILDING ENVELOPE.)


ELECTRICIAN TO PROVIDE WP GFI PLUG WITHIN 25'-0" FROM A/C CONDENSER UNIT

ALL OUTLETS THAT ARE NOT GFCI NEED TO BE ARC FAULT PROTECTED

ALL OUTLETS TO BE TAMPER RESISTANT WITH THE EXCEPTION OF THE OUTLETS THAT ARE MORE THAN 5'-6" AFF AS REQUIRED BY E4002.14

ALL OUTLETS IN KITCHEN AND UTILITY TO BE GFCI AND AFCI PROTECTED.

ELECTRICAL LEGEND			
	110 OUTLET		FOUR-WAY SWITCH
	110 OUTLET (BLW)		DIMMER SWITCH
	110 CLG OR FLR		WALL SCONCE
	220 OUTLET		CLG MOUNT LIGHT
	SWITCHED OUTLET		EXHAUST VENT
	SWITCHED OUTLET (BLW)		RECESSED LIGHT
	JUNCTION BOX		EYE-BALL LIGHT
	ONE-WAY SWITCH		HEATER, VENT, LIGHT
	THREE-WAY SWITCH		TV OUTLET
	PHONE OUTLET		SMOKE DETECTOR
	THERMOSTAT		DBL FLOOD LIGHT
	PUSH BUTTON		DOOR BELL
	SPEAKER OUTLET		CHIMES
	CARBON MONOXIDE DETECTOR		CLG FAN W/ LIGHT
			40 20 FLUOR FIXTURE
			40 10 FLUOR FIXTURE
			UNDER CAB LIGHT



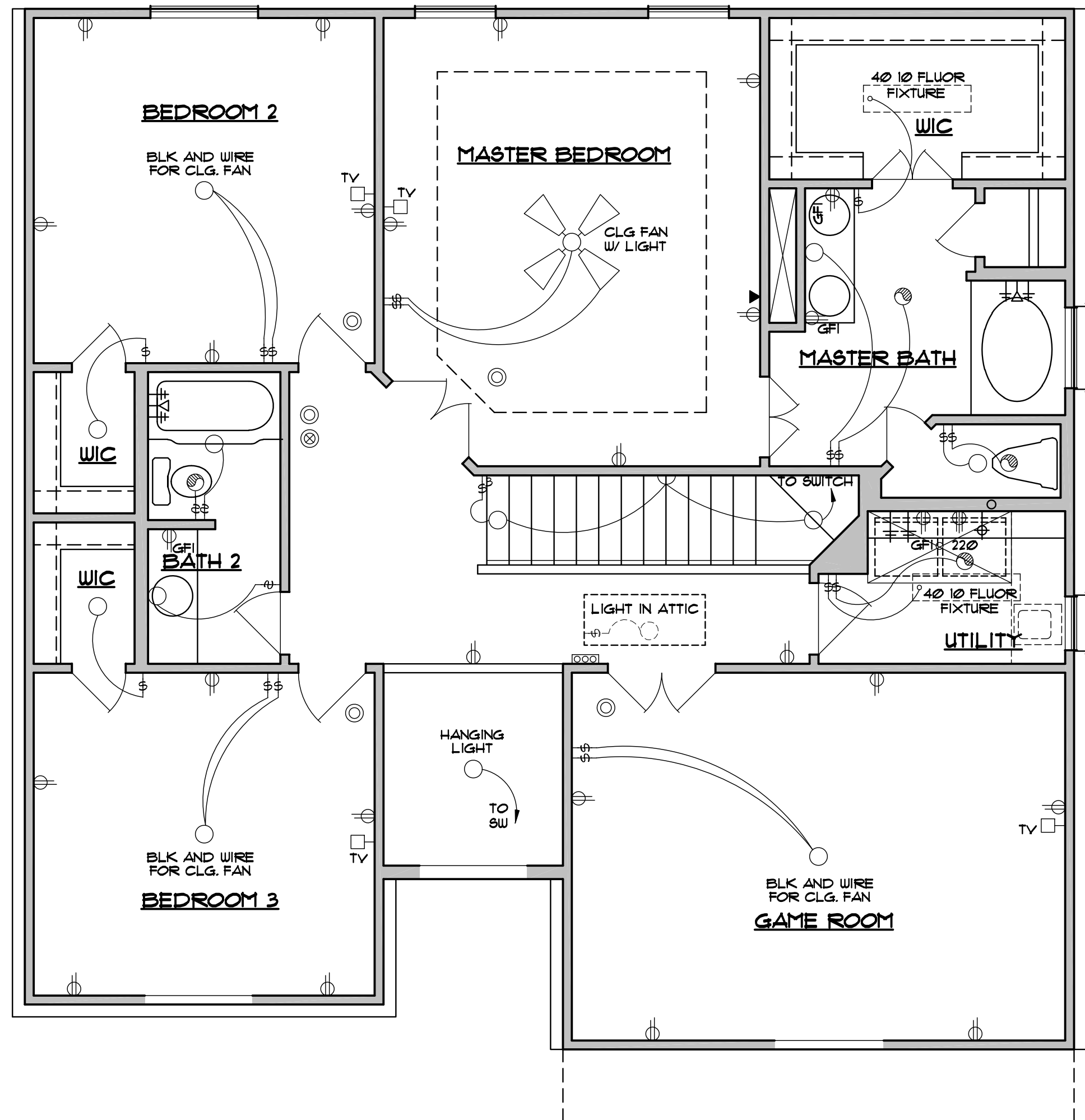
PLAN 2577 RF

CENSEO HOMES

KIPP FLORES ARCHITECTS®
(512) 335-5477 fax (512) 335-5852
WWW.KIPPFLORES.COM
11776 Jollyville Rd. Suite 100 Austin, Texas 78759

All rights reserved. The arrangements depicted herein are the sole property of Kipp Flores Architects, and may not be reproduced in any form without its written permission. This copyright notice and use restrictions are "Copyright Management Information" under the Digital Millennium Copyright Act. It is included to detect and deter copyright infringement, and as such must not be modified or omitted.

Date
1-2-18
Sheet
4 of 13



SECOND LEVEL ELECTRICAL PLAN
SCALE 1/4"=1'-0"

NOTES:
PLANS ARE COMPLIANT W/ 2014 NEC

PROVIDE PLYUD PAD IN ATTIC FOR HVAC UNIT(S) W/ REQ'D ELECTRIC, MECH and PLUMB (PLUMB CODE SECT 24-246)

PROVIDE 110V OUTLET AND LIGHT NEAR HVAC UNIT FOR SERVICE. IF LOCATION REQUIRES, PROVIDE TWO LIGHTS, ONE AT UNIT AND ONE AT ACCESS OPENING ON ONE SWITCH.

SMOKE ALARMS TO BE INSTALLED W/ BATTERY BACKUP IN ACCORDANCE W/ NFPA 72. ALL SMOKE ALARMS SHALL BE INTERCONNECTED SO THAT THE ACTUATION OF ONE ALARM WILL ACTIVATE ALL OTHERS.

DRYER VENT NOT TO EXCEED 35', MINUS ELBOWS PER IRC M1502.4.4

RECESSED LIGHTING FIXTURES TO BE INSTALLED AS REQUIRED BY IECC 502.1.3 (AIR/TIGHT CANS OR SEALED GYPSUM BOX WHEN PIERCING BUILDING ENVELOPE.)


ELECTRICIAN TO PROVIDE WP GFI PLUG WITHIN 25'-0" FROM A/C CONDENSER UNIT

ALL OUTLETS THAT ARE NOT GFCI NEED TO BE ARC FAULT PROTECTED

ALL OUTLETS TO BE TAMPER RESISTANT WITH THE EXCEPTION OF THE OUTLETS THAT ARE MORE THAN 5'-6" AFF AS REQUIRED BY E4002.14

ALL OUTLETS IN KITCHEN AND UTILITY TO BE GFCI AND AFCI PROTECTED.

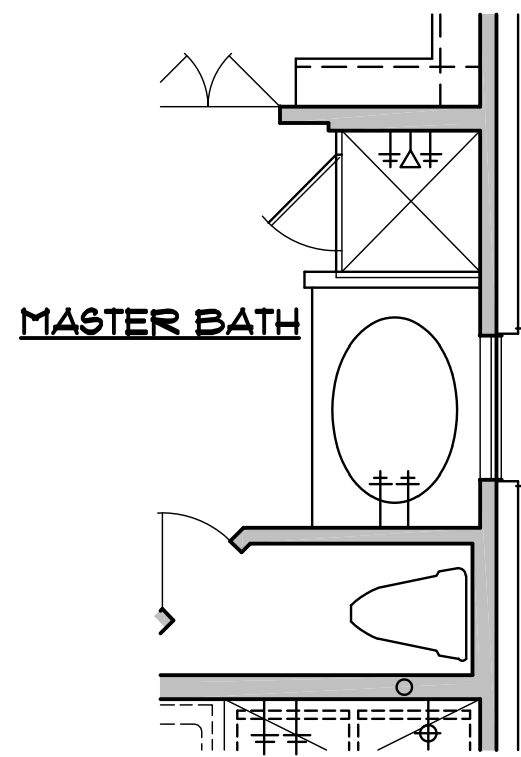
ELECTRICAL LEGEND			
	110 OUTLET		FOUR-WAY SWITCH
	110 OUTLET (BLW)		DIMMER SWITCH
	110 CLG OR FLR		WALL SCONCE
	220 OUTLET		CLG MOUNT LIGHT
	SWITCHED OUTLET		EXHAUST VENT
	SWITCHED OUTLET (BLW)		RECESSED LIGHT
	JUNCTION BOX		EYE-BALL LIGHT
	ONE-WAY SWITCH		HEATER, VENT, LIGHT
	THREE-WAY SWITCH		TV OUTLET
	PHONE OUTLET		SMOKE DETECTOR
	THERMOSTAT		DBL FLOOD LIGHT
	PUSH BUTTON		DOOR BELL
	SPEAKER OUTLET		CHIMES
	CARBON MONOXIDE DETECTOR		CLG FAN W/ LIGHT
			40 20 FLUOR FIXTURE
			40 10 FLUOR FIXTURE
			UNDER CAB LIGHT



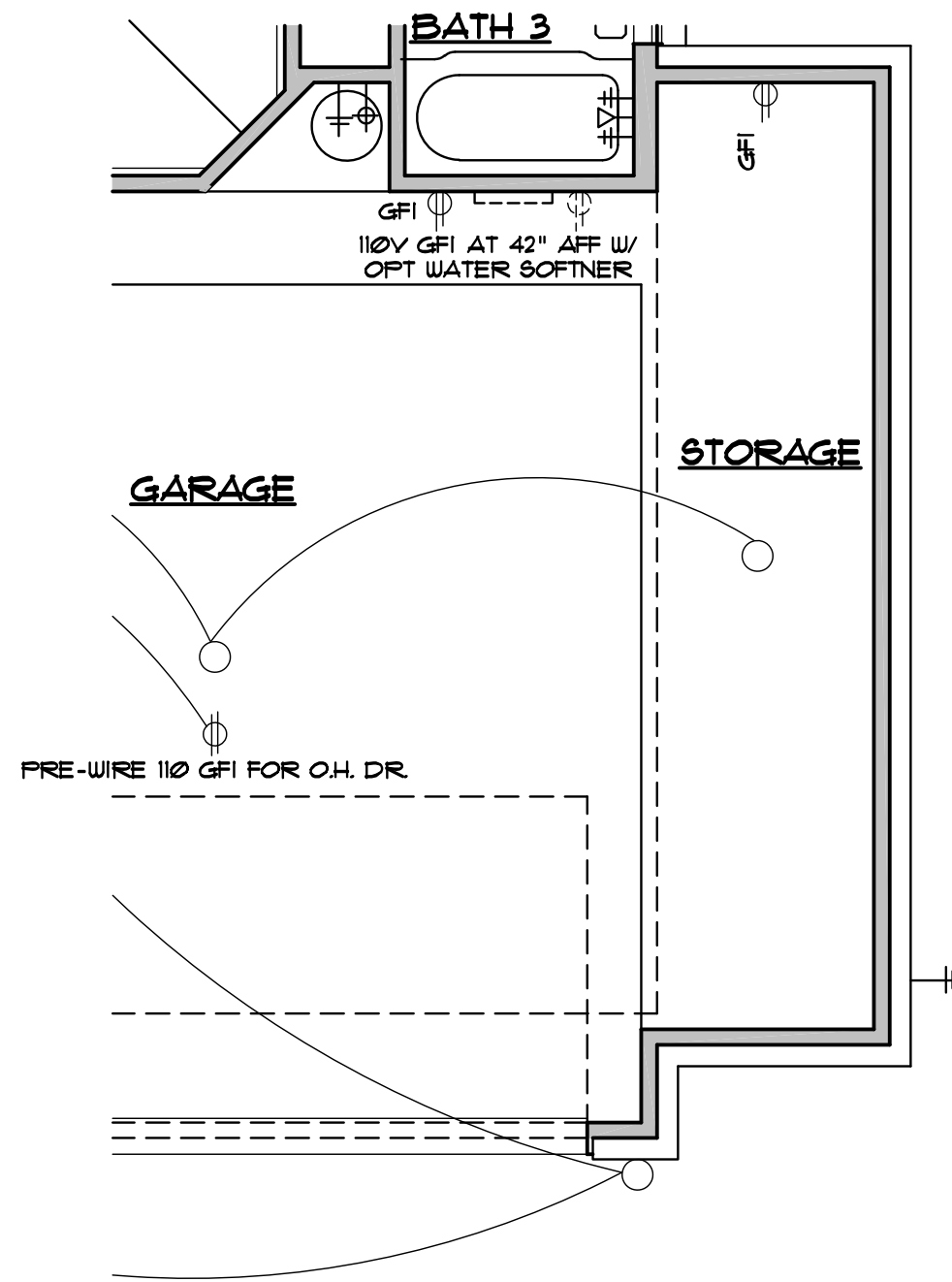
Due to variations in construction methods, all dimensions are approximate. The contractor shall be responsible for checking plans and may vary per plan. Builder assumes full responsibility for checking plans to assure conformity with local codes. Plans by builder or his representatives. Builder assumes full liability for omissions, errors and specifications.

KIPP FLORES ARCHITECTS
 (512) 335-5477 fax (512) 335-5852
 WWW.KIPPFLORES.COM
 11776 Jollyville Rd. Suite 100 Austin, Texas 78759


All rights reserved. © 1997 KippFlores Architects LLC. The arrangements depicted herein are the sole property of KippFlores Architects, and may not be reproduced in any form without its written permission. This copyright notice and use restrictions are Copyright Management Information under the Digital Millennium Copyright Act. It is included to detect and deter copyright infringement, and as such must not be modified or omitted.



OPT MASTER BATH
SCALE 1/4"=1'-0"



OPT 5' GARAGE STORAGE
SCALE 1/4"=1'-0"



PLAN 2577 RF

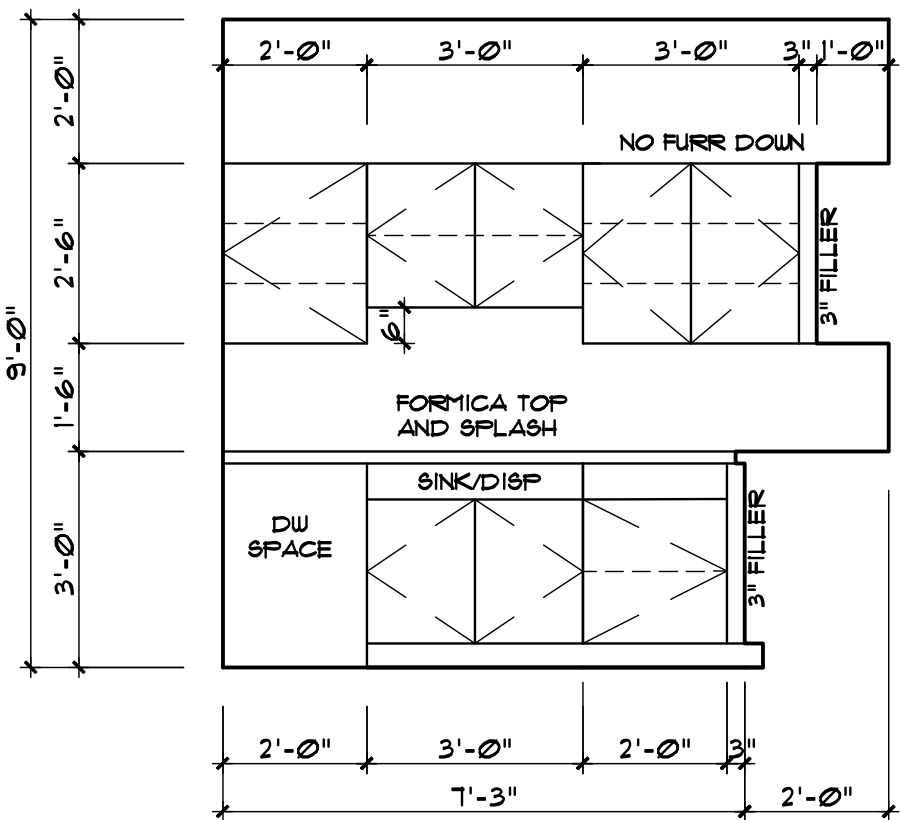
All indications, specifications, methods, and details in construction materials, dimensions and elevations are approximate and may vary per plan. Builder shall verify all dimensions and elevations to ensure conformity with local codes. Should any changes be made to these plans, by Builder or his representatives, the amended plans and specifications.

KIPP FLORES ARCHITECTS
 (512) 335-5477 fax (512) 335-5852
 WWW.KIPPFLORES.COM
 11776 Jollyville Rd. Suite 100 Austin, Texas 78759

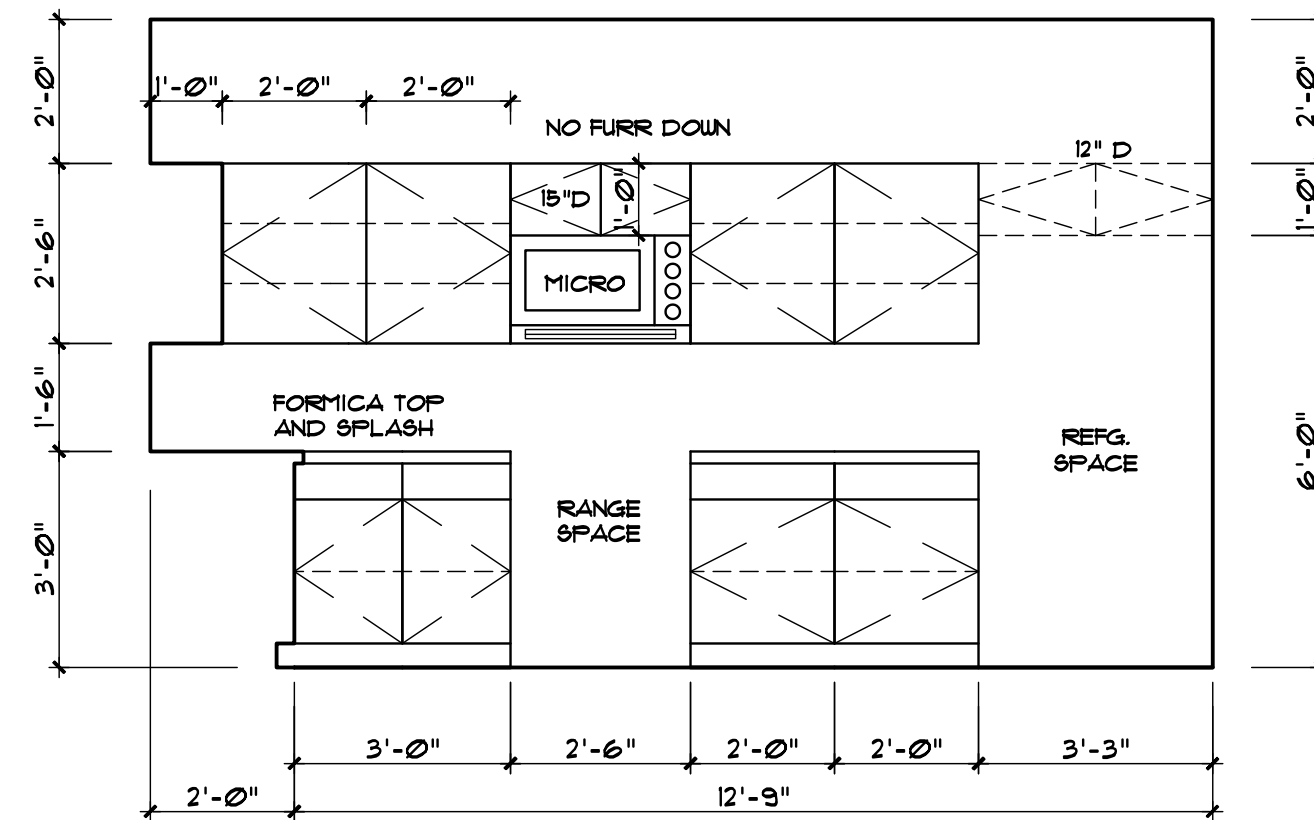
All rights reserved. ©1997 KippFlores Architects LLC. The arrangements depicted herein are the sole property of KippFlores Architects, and may not be reproduced in any form without the written permission. This copyright notice and use restrictions are "Copyright Management Information" under the Digital Millennium Copyright Act. It is included to detect and deter copyright infringement, and as such must not be modified or omitted.

Date
1-2-18
Sheet
6 of 13

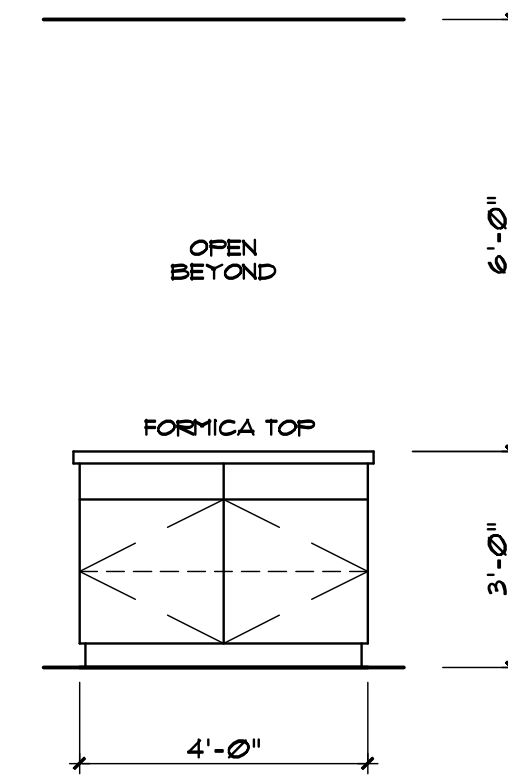
CENSEO HOMES



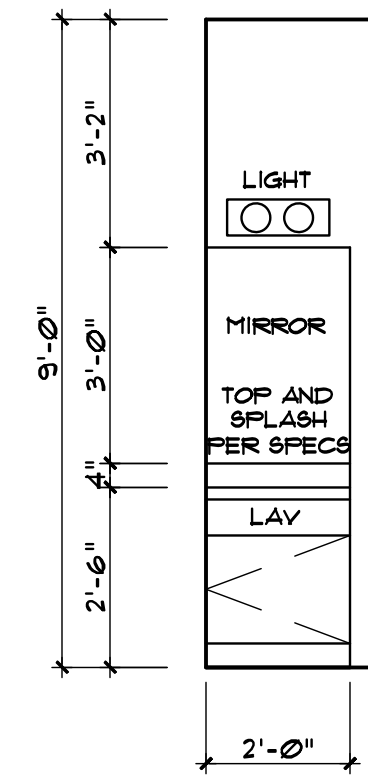
A KITCHEN
30" UPPERS STD. OPT 36" H & 42" HIGH UPPERS



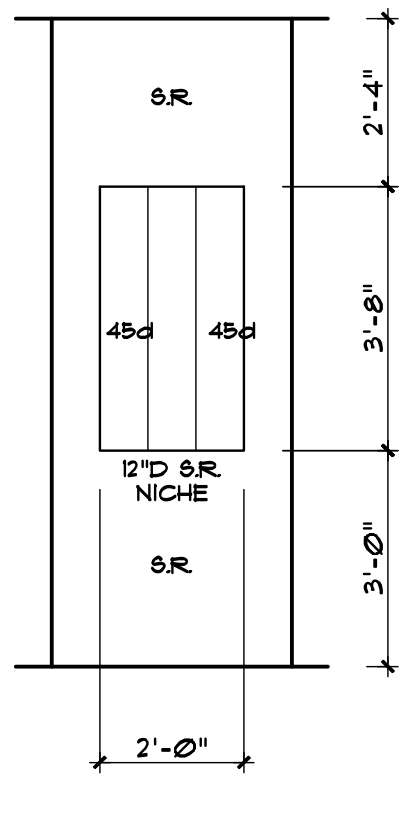
B



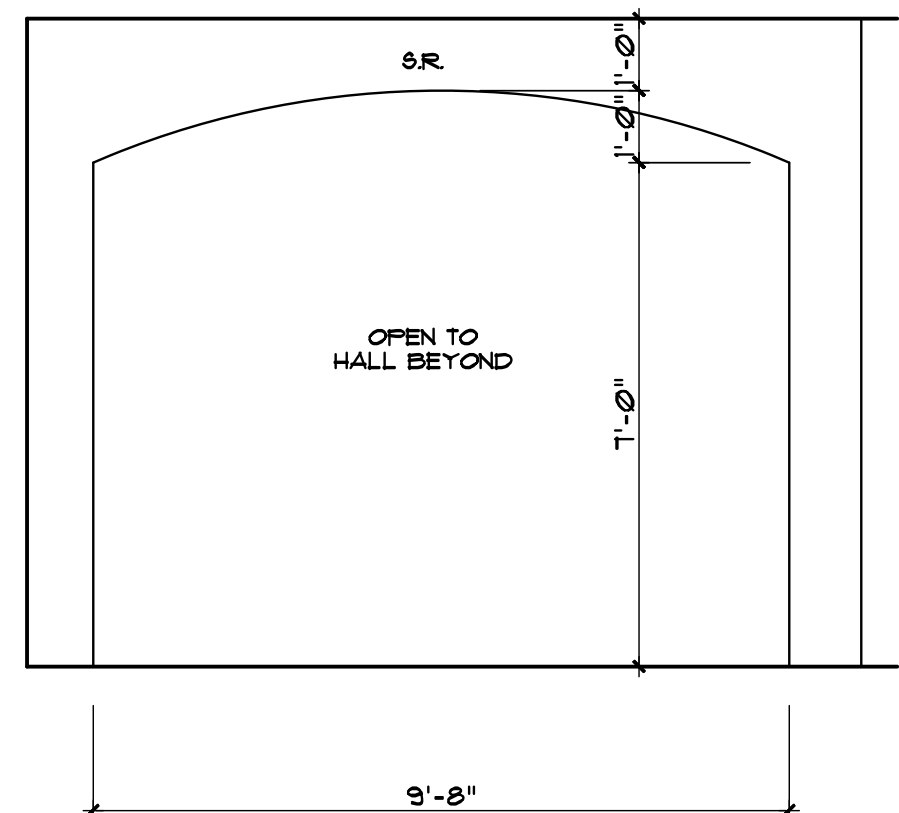
C OPT ISLAND



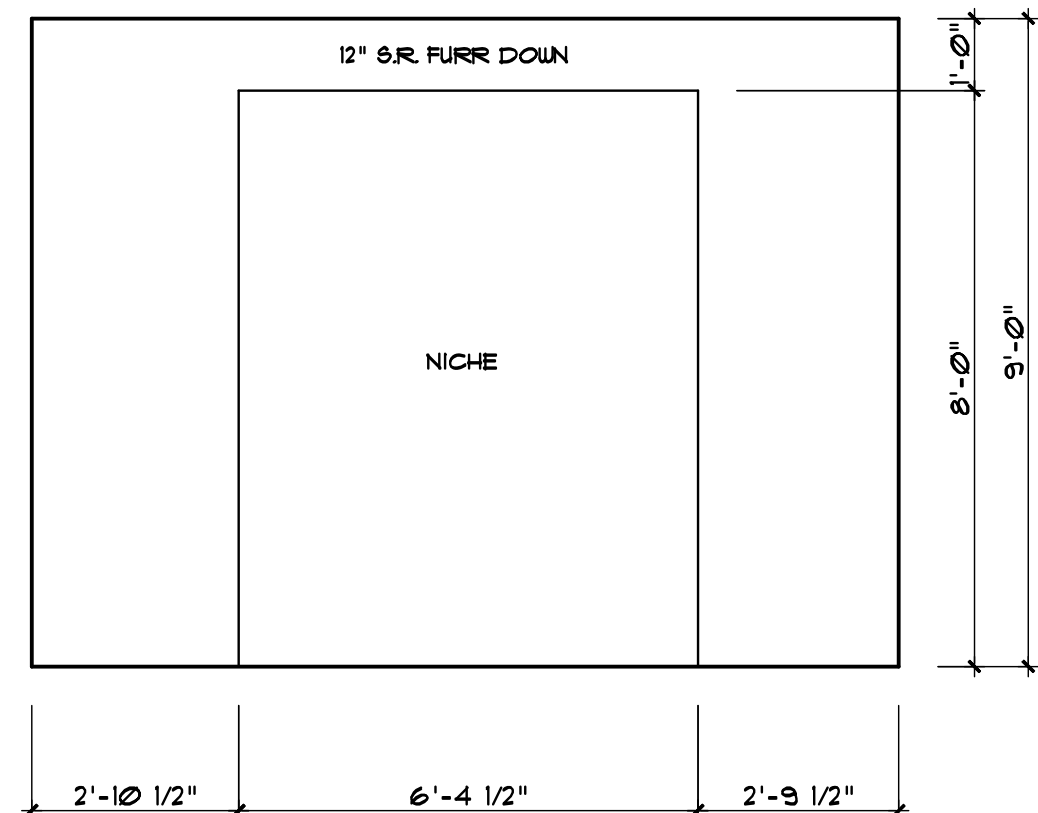
D BATH 3



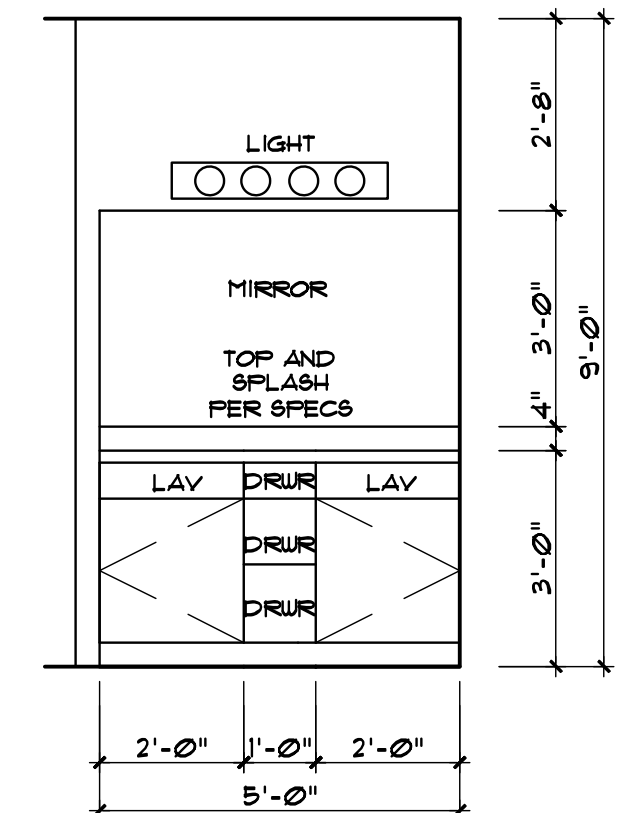
E NICHE



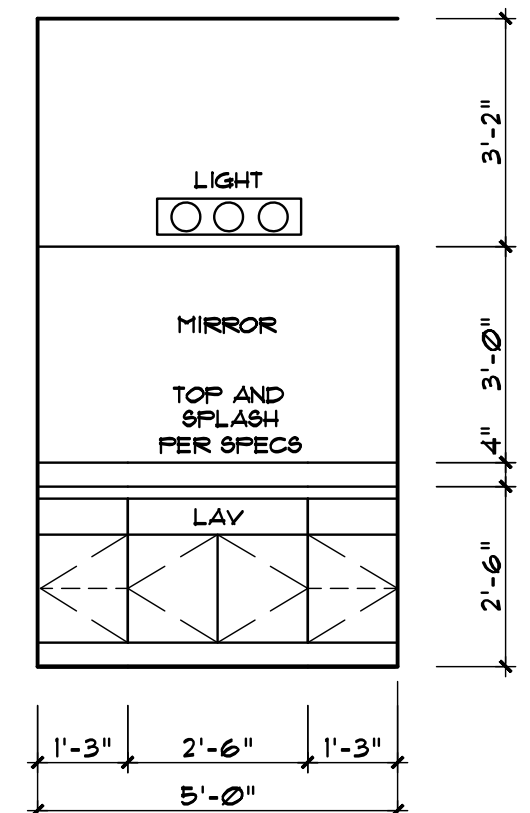
F ARCHED SRO



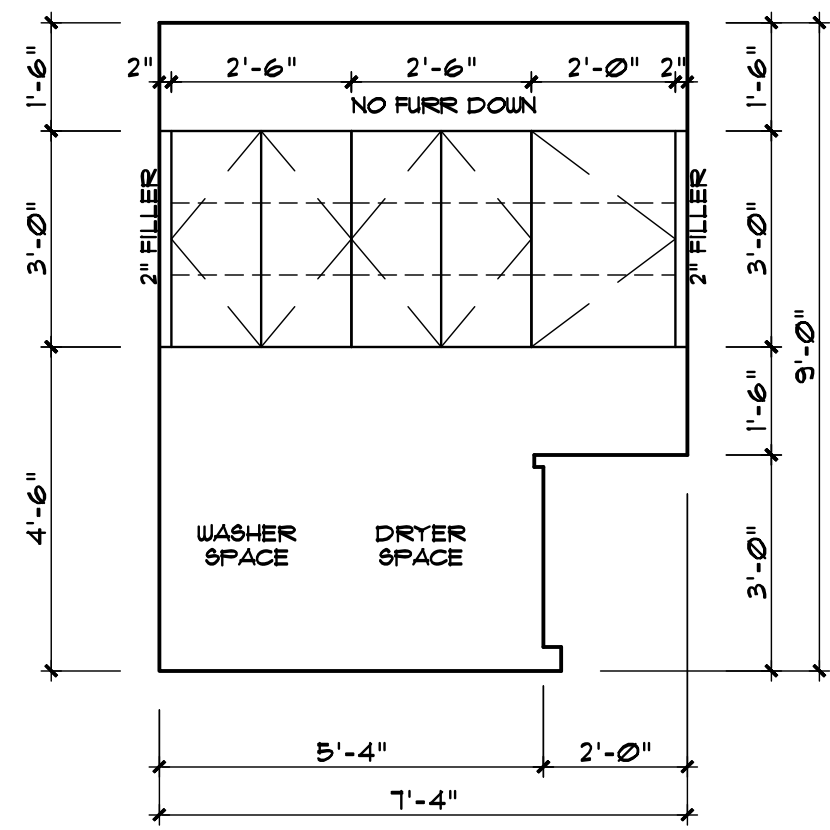
G NICHE @ DINING



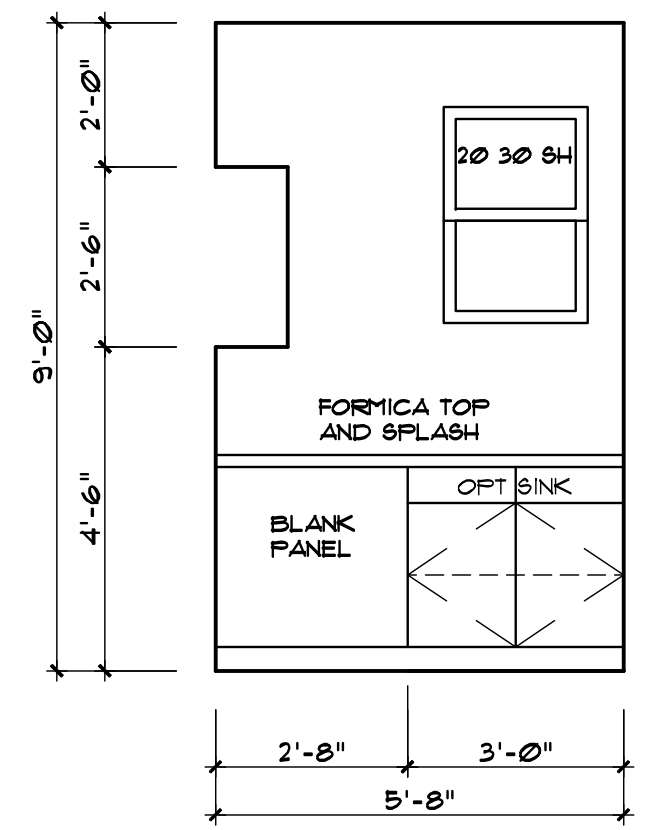
H MASTER BATH




I BATH 2



J OPT UTILITY



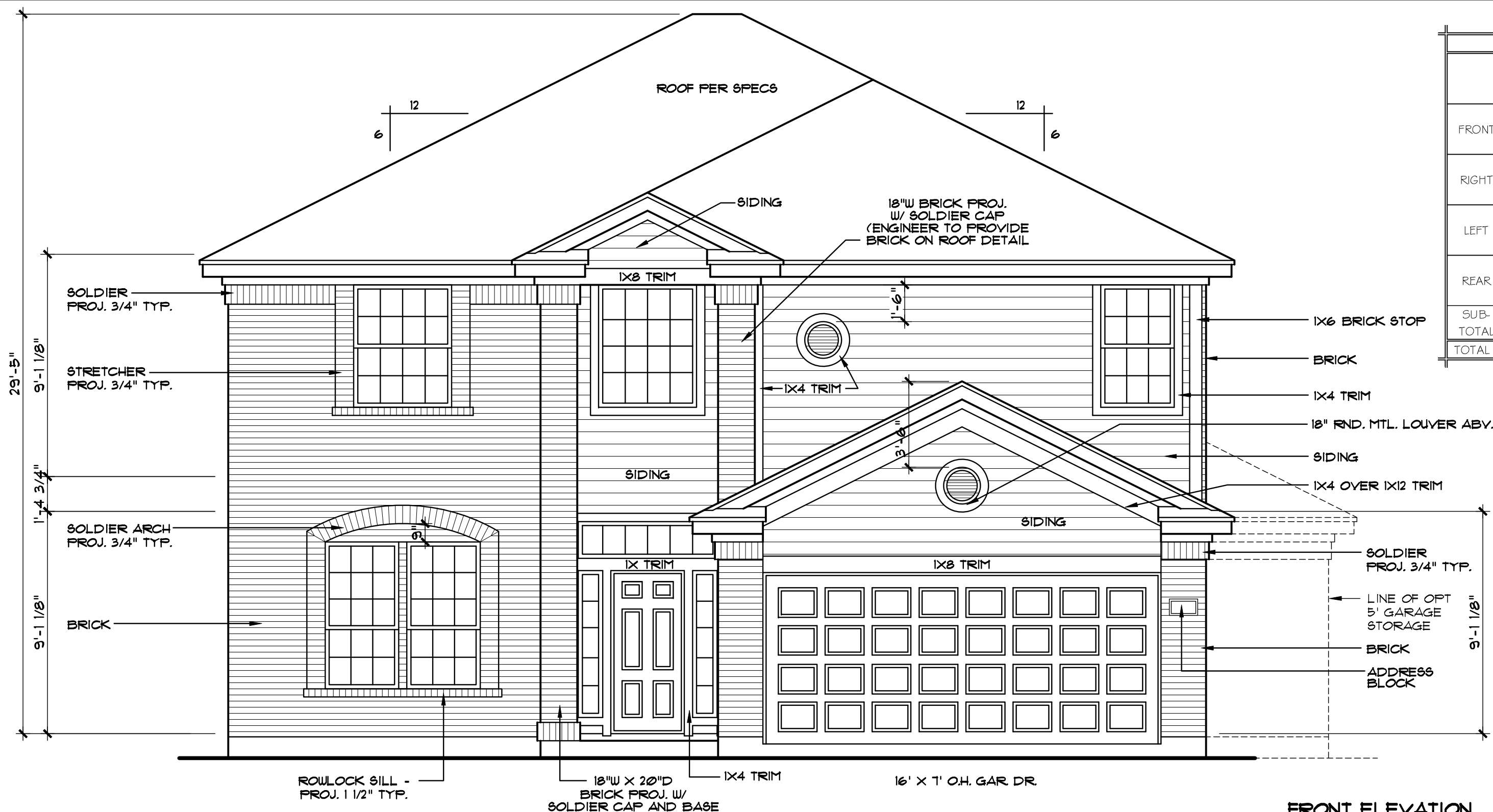
K



Use by builders in construction methods and materials are approximate dimensions and elevations are approximate and may vary per plan. Builder accepts full responsibility for checking plans. Should any changes be made, in these plans, by Builder or his representatives, Builder assumes full liability for amended plans and specifications.

KIPP FLORES ARCHITECTS
 (512) 335-5477 fax (512) 335-5852
 WWW.KIPPFLORES.COM
 11776 Jollyville Rd., Suite 100 Austin, Texas 78759

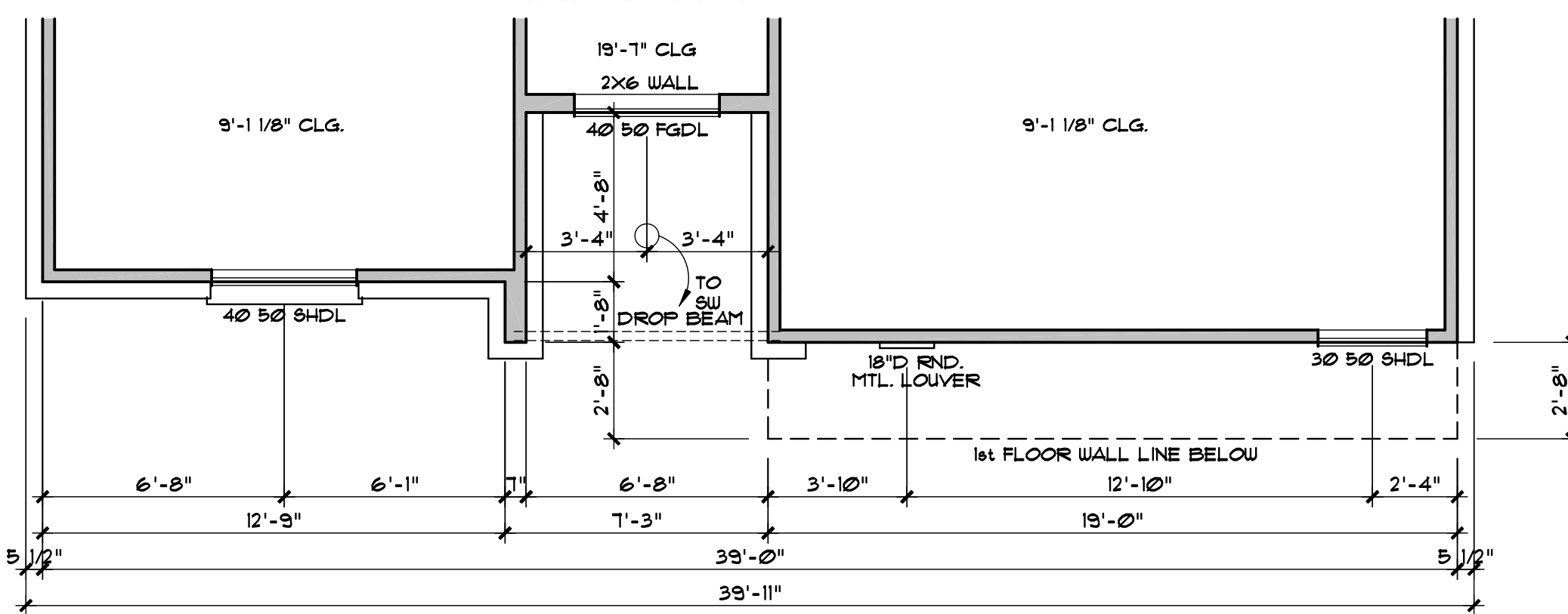
All rights reserved. The arrangements depicted herein are the sole property of Kipp Flores Architects, and may not be reproduced in any form without the written permission. This copyright notice and use restrictions are under the Digital Millennium Copyright Act. It is included to detect and deter copyright infringement, and as such must not be modified or omitted.



MASONRY PERCENTAGE 'A'						
		NET EXT. WALL AREA	AREA OF GLAZING and DOORS	AREA OF MASONRY	AREA OF SIDING	MASONRY PERCENTAGE ***
FRONT	1st FLOOR	358	189	281	77	78%
	2nd FLOOR	418	55	275	143	66%
	TOTAL	776	244	556	220	72%
RIGHT	1st FLOOR	374	6	374	0	100%
	2nd FLOOR	348	9	348	0	100%
	TOTAL	722	15	722	0	100%
LEFT	1st FLOOR	330	15	330	0	100%
	2nd FLOOR	346	0	346	0	100%
	TOTAL	676	15	676	0	100%
REAR	1st FLOOR	270	93	0	270	0%
	2nd FLOOR	323	46	0	323	0%
	TOTAL	593	139	0	593	0%
SUB-TOTAL	1st FLOOR	1332	303	985	347	74%
	2nd FLOOR	1435	110	969	466	68%
	TOTAL *	2767	413	1954	813	71%

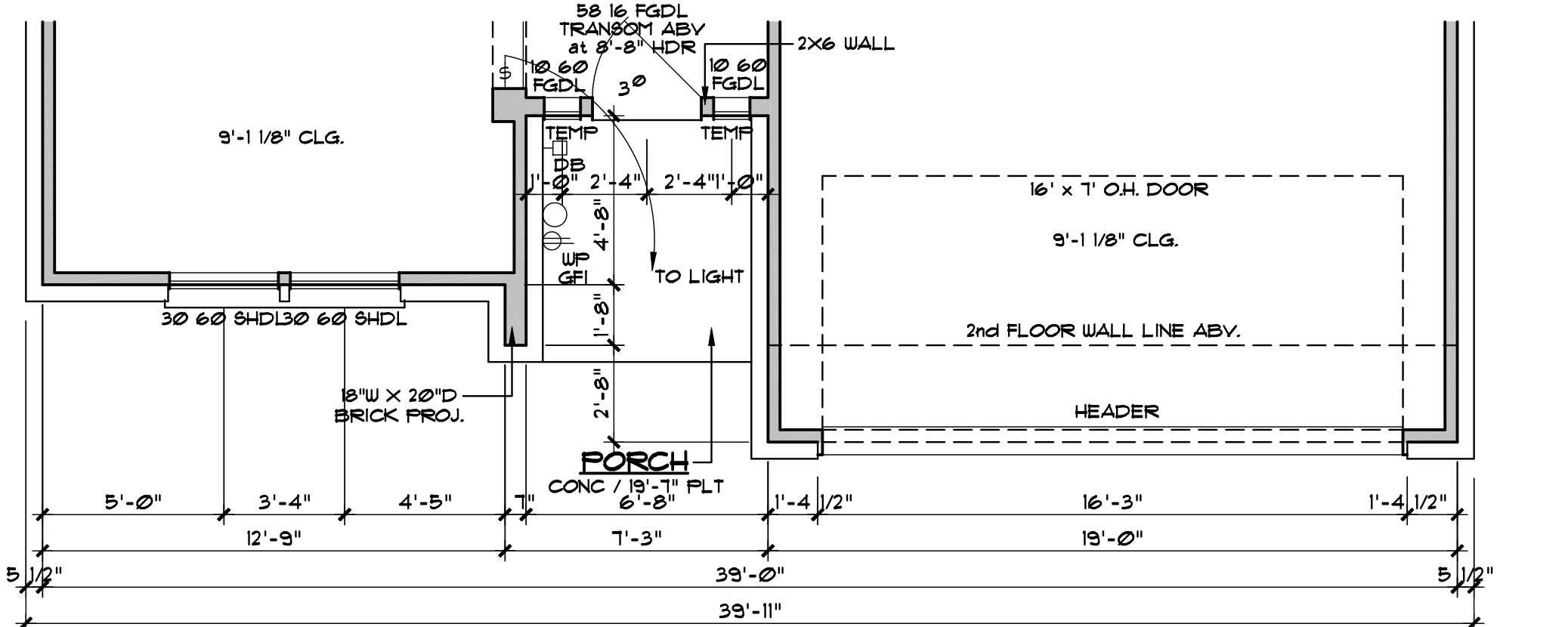
FRONT ELEVATION

- SCALE 1/4"=1'-0"
- 1st FLOOR PLATE HGTS. TO BE 9'-1 1/8" W/ 1'-10" WINDOW HEADER HGTS. UNLESS NOTED.
 - 2nd FLOOR PLATE HGTS. TO BE 9'-1 1/8" W/ 1'-10" WINDOW HEADER HGTS. UNLESS NOTED.
 - PROVIDE STEEL LINTELS ABOVE ALL OPENINGS W/ MASONRY, AS REQ'D.
 - PROVIDE TEMPERED GLASS WHERE REQ'D BY CODE.
 - BUILDER TO VERIFY CURRENT LOCAL CODES AND REQUIREMENTS OF 1 HOUR FIRE RATED OVERHANGS
 - SEE FRAMING SHEETS FOR HEADER SIZES AND LOCATIONS
 - RECHECK OR IECC COMPLIANCE PROVIDED BY OTHERS




2nd FLOOR STRIP PLAN

SCALE 1/4"=1'-0"



1st FLOOR STRIP PLAN

SCALE 1/4"=1'-0"



PLAN 2577 RFA

CENSEO HOMES

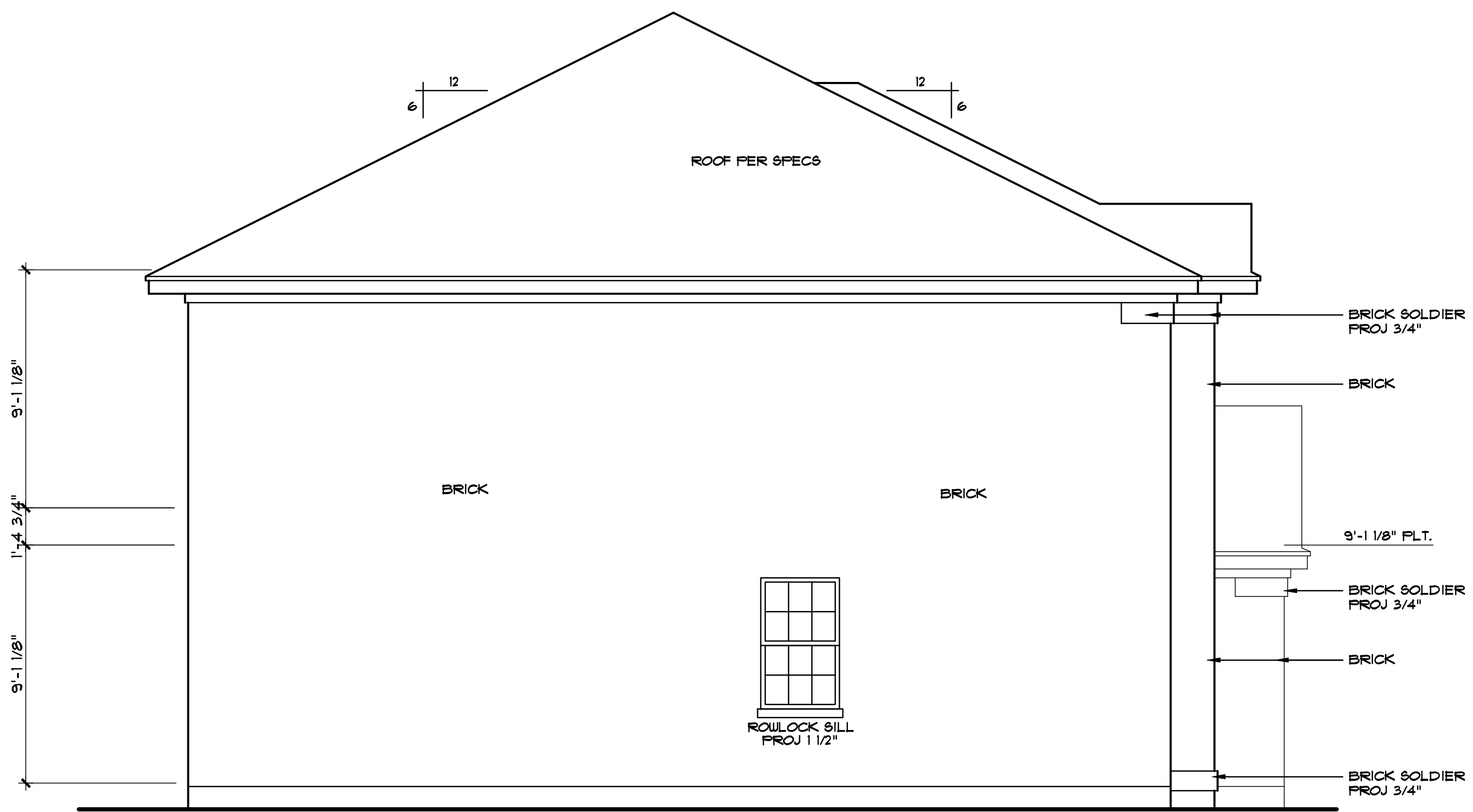
All modifications, restrictions, methods, and details in construction materials, dimensions and elevations are approximate and may vary per plan. Builder shall verify all dimensions and elevations on site to ensure conformity with local codes. Should any changes be made to these plans, by Builder or his representatives, amended plans and specifications.

KIPP FLORES ARCHITECTS
 (512) 335-5477 fax (512) 335-5852
 WWW.KIPPFLORES.COM
 11776 Jollyville Rd., Suite 100 Austin, Texas 78759

All rights reserved. ©1997 KippFlores Architects LLC. The arrangements depicted herein are the sole property of KippFlores Architects, and may not be reproduced in any form without its written permission. This copyright notice and use restrictions are "Copyright Management Information" under the Digital Millennium Copyright Act. It is included to detect and deter copyright infringement, and as such must not be modified or omitted.

Date 1-2-18
 Sheet 8A of 13

RPT-0010-1A2.DWG 03/02/18



LEFT ELEVATION
SCALE 1/4" = 1'-0"

1st FLOOR PLATE HGTS. TO BE 9'-1 1/8" W/ 7'-10" WINDOW HEADER HGTS. UNLESS NOTED.

2nd FLOOR PLATE HGTS. TO BE 9'-1 1/8" W/ 7'-10" WINDOW HEADER HGTS. UNLESS NOTED.

PROVIDE STEEL LINTELS ABOVE ALL OPENINGS W/ MASONRY, AS REQ'D.

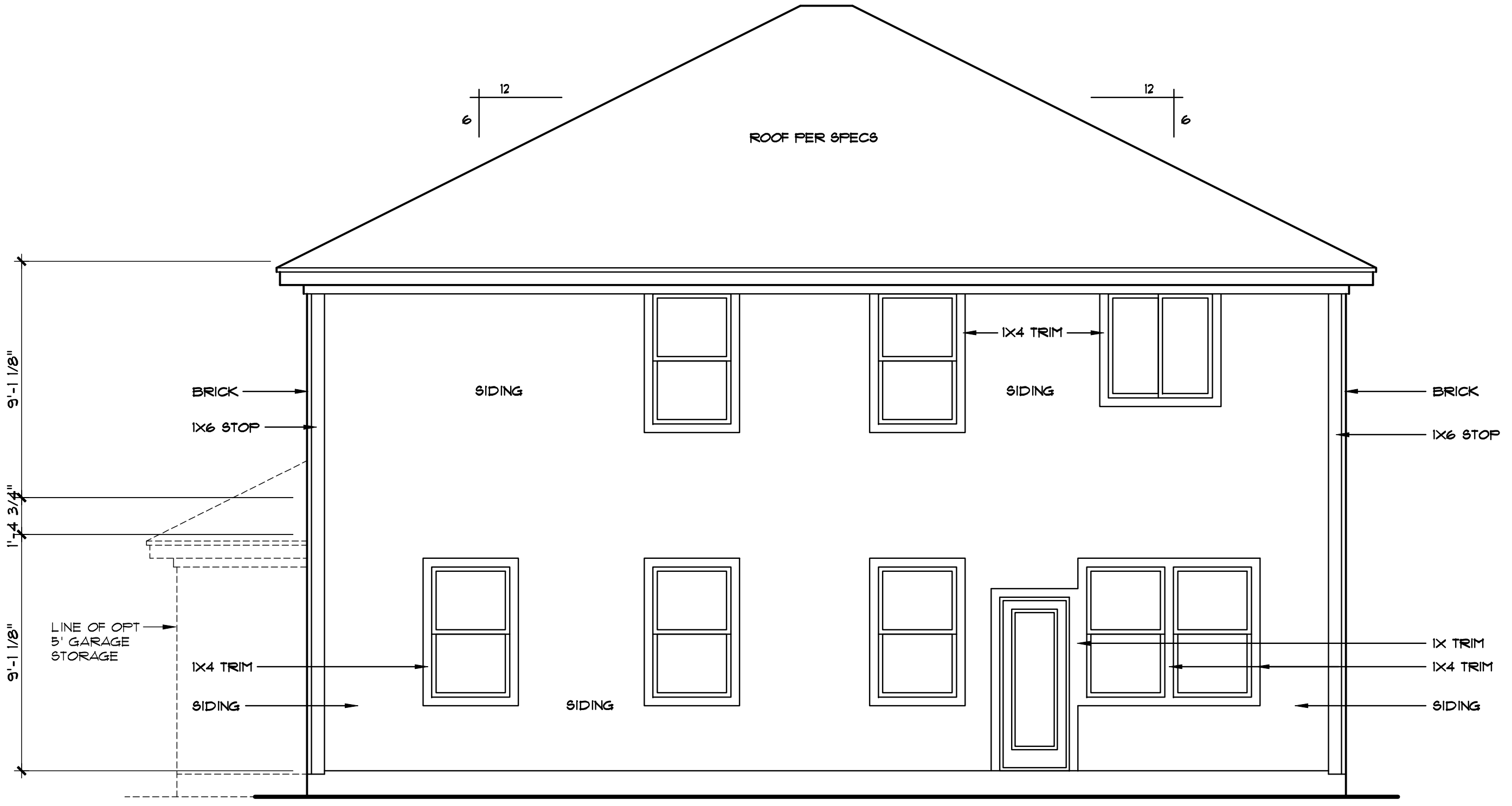
PROVIDE TEMPERED GLASS WHERE REQ'D BY CODE.

BUILDER TO VERIFY CURRENT LOCAL CODES AND REQUIREMENTS OF 1 HOUR FIRE RATED OVERHANGS


SEE FRAMING SHEETS FOR HEADER SIZES AND LOCATIONS

RECHECK OR IECC COMPLIANCE PROVIDED BY OTHERS

All dimensions, specifications, methods, materials, and details in construction materials and dimensions and elevations are approximate and may vary per plan. Builder shall verify all dimensions and elevations with local codes. Should any changes be made to these plans, by Builder or his representatives, the amended plans and specifications shall govern.

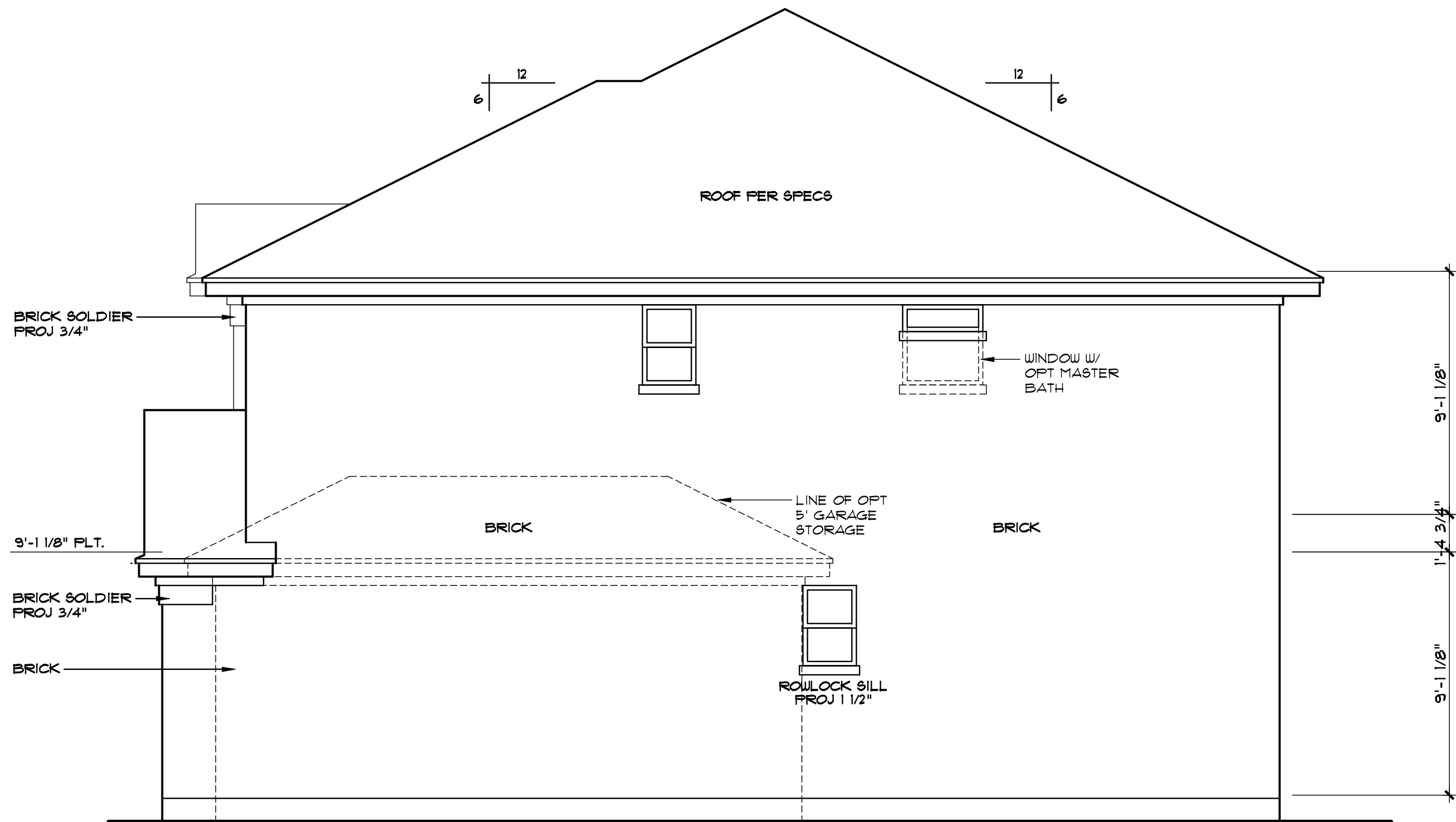


REAR ELEVATION
SCALE 1/4" = 1'-0"



KIPP FLORES ARCHITECTS
 (512) 335-5477 fax (512) 335-5852
 WWW.KIPPFLORES.COM
 11776 Jollyville Rd. Suite 100 Austin, Texas 78759

All rights reserved. ©1997 KippFlores Architects LLC. The arrangements depicted herein are the sole property of KippFlores Architects, and may not be reproduced in any form without its written permission. This copyright notice and use restrictions are "Copyright Management Information" under the Digital Millennium Copyright Act. It is included to detect and deter copyright infringement, and as such must not be modified or omitted.



RIGHT ELEVATION

SCALE 1/4"=1'-0"

1st FLOOR PLATE HGTS. TO BE
9'-1 1/8" W/ 1'-10" WINDOW
HEADER HGTS. UNLESS NOTED.

2nd FLOOR PLATE HGTS. TO BE
9'-1 1/8" W/ 1'-10" WINDOW
HEADER HGTS. UNLESS NOTED.


PROVIDE STEEL LINTELS ABOVE ALL
OPENINGS W/ MASONRY, AS REQ'D.

PROVIDE TEMPERED GLASS
WHERE REQ'D BY CODE.

BUILDER TO VERIFY CURRENT LOCAL
CODES AND REQUIREMENTS OF 1 HOUR
FIRE RATED OVERHANGS

SEE FRAMING SHEETS FOR HEADER
SIZES AND LOCATIONS

RECHECK OR IECC COMPLIANCE
PROVIDED BY OTHERS



CENSEO HOMES

All modifications, restrictions, methods, and details in construction materials, dimensions and elevations are approximate and may vary per plan. Builder shall verify all dimensions and elevations on site. Should any changes be made to these plans, by builder or his representatives, amended plans and specifications.

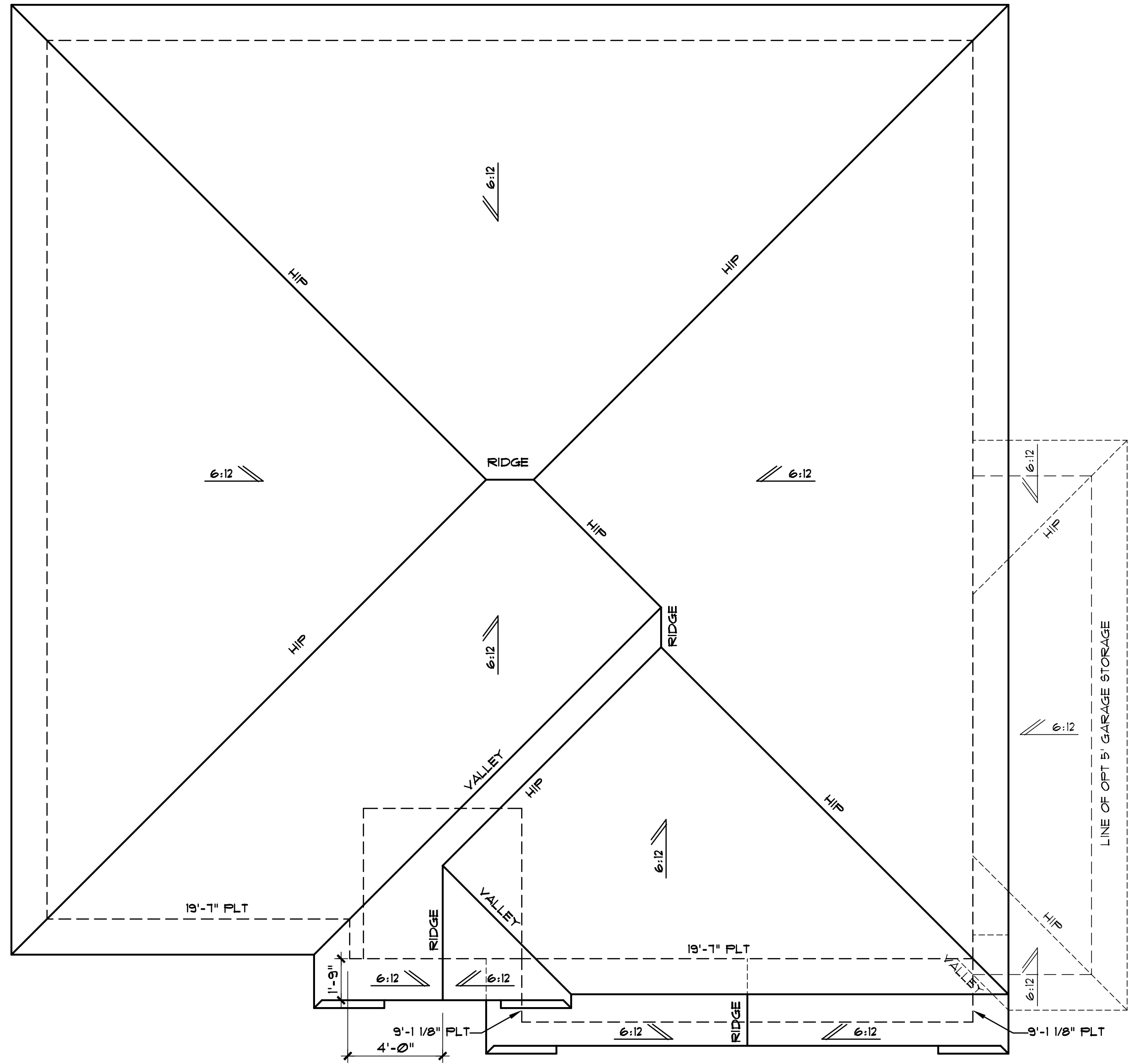
KIPP FLORES ARCHITECTS
 (512) 335-5477 fax (512) 335-5852
 WWW.KIPPFLORES.COM
 11776 Jollyville Rd., Suite 100 Austin, Texas 78759

All rights reserved.
 ©1997 KippFlores Architects LLC
 The arrangements depicted herein are the sole property of KippFlores Architects, and may not be reproduced in any form without its written permission. This copyright notice and use restrictions are "Copyright Management Information" under the Digital Millennium Copyright Act. It is included to detect and deter copyright infringement, and as such must not be modified or omitted.

Date
1-2-18
Sheet
0A of 13

PLAN 2577 RFA

FNT-0010-1035.DWG 03/01/18




ROOF PLAN

SCALE 1/4"=1'-0"

NOTES:

- ALL 6:12 ROOF PITCHES TO HAVE 1'-6" OVERHANGS UNLESS NOTED OTHERWISE
- ALL GABLE ENDS TO HAVE 1'-0" OVERHANGS UNLESS NOTED OTHERWISE
- BUILDER TO VERIFY CURRENT LOCAL CODES AND REQUIREMENTS OF 1 HOUR FIRE RATED OVERHANGS
- ALL ROOF PITCHES 4:12 AND UNDER PROVIDE DOUBLE UNDERLAYMENT AS REQUIRED
- VENT AS REQUIRED



PLAN 2577 RFA

CENSEO HOMES

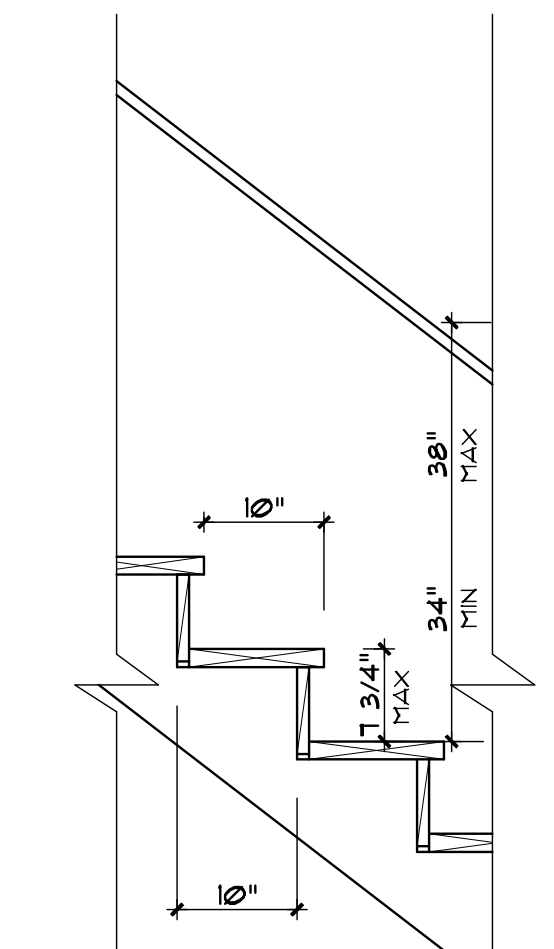
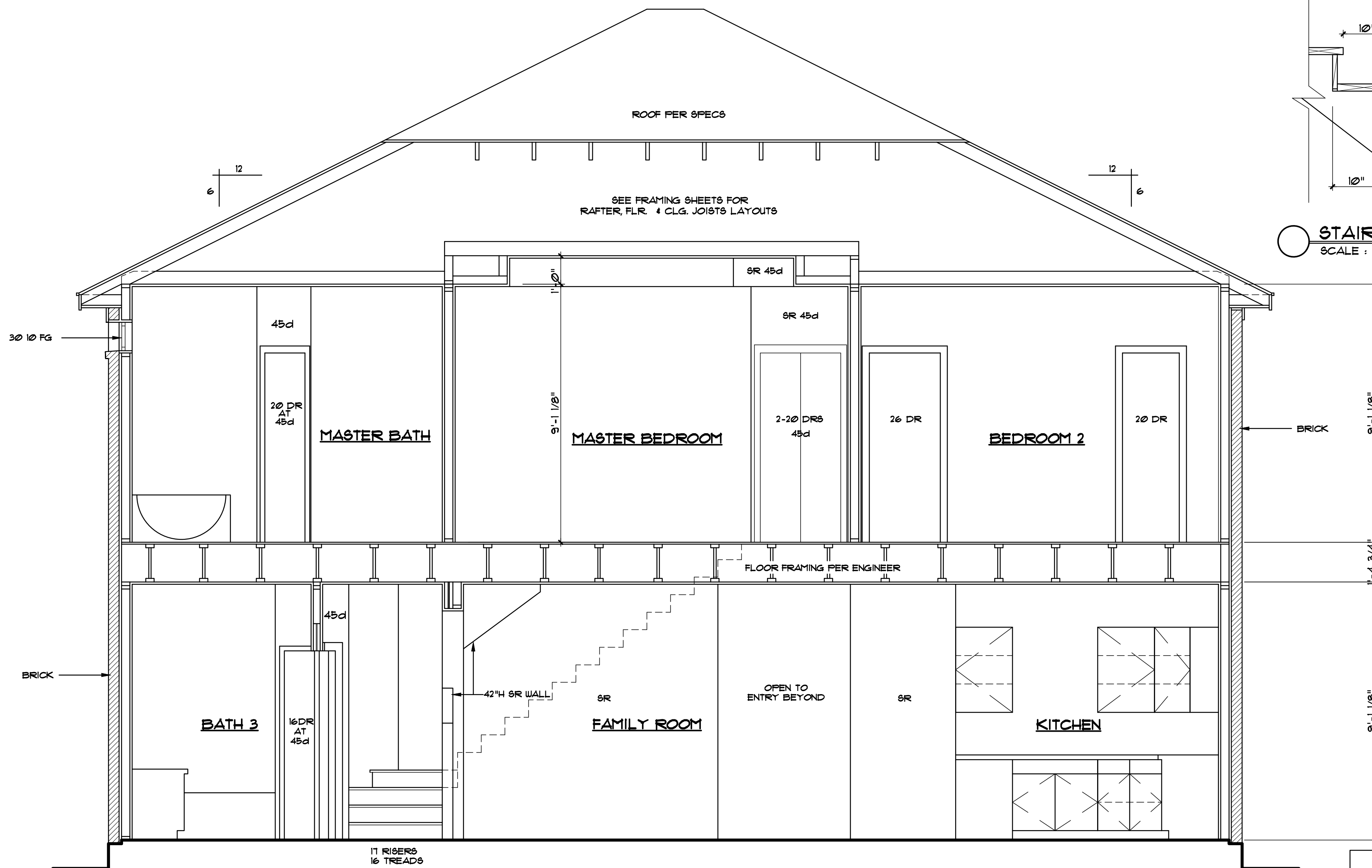
All methods of construction, materials, dimensions and elevations are approximate and may vary per plan. Builder shall verify all dimensions and elevations on site. Should any changes be made to these plans, by builder or his representatives, amended plans and specifications.

KIPP FLORES ARCHITECTS
 (512) 335-5477 fax (512) 335-5852
 WWW.KIPPFLORES.COM
 11776 Jollyville Rd., Suite 100 Austin, Texas 78759

All rights reserved. The arrangements depicted herein are the sole property of Kipp Flores Architects, and may not be reproduced in any form without its written permission. This copyright notice and use restrictions are "Copyright Management Information" under the Digital Millennium Copyright Act. It is included to detect and deter copyright infringement, and as such must not be modified or omitted.

Date
 1-2-18
 Sheet
 1A of 13

FNI-0010-101.DWG 03/02/18



STAIR DTL. (TYP.)
SCALE : N.T.S

BUILDING SECTION

SCALE 3/8"=1'-0"
DO NOT SCALE THESE DRAWINGS. IN THE EVENT OF ERROR OR OMISSION CONTACT BUILDER FOR CLARIFICATION.

Master Plan

03/02/18

PLAN 2577 RFA

CENSEO HOMES

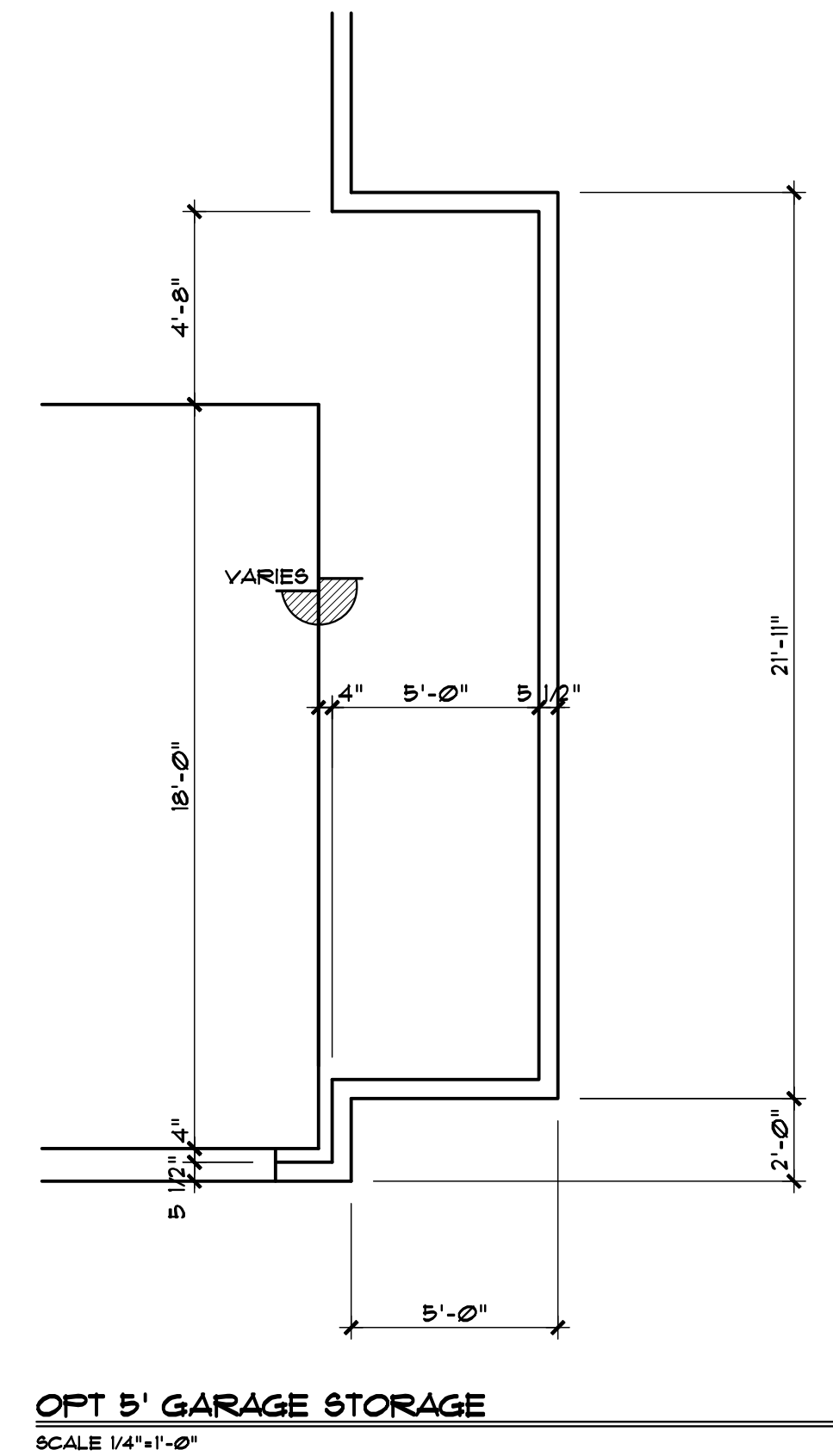
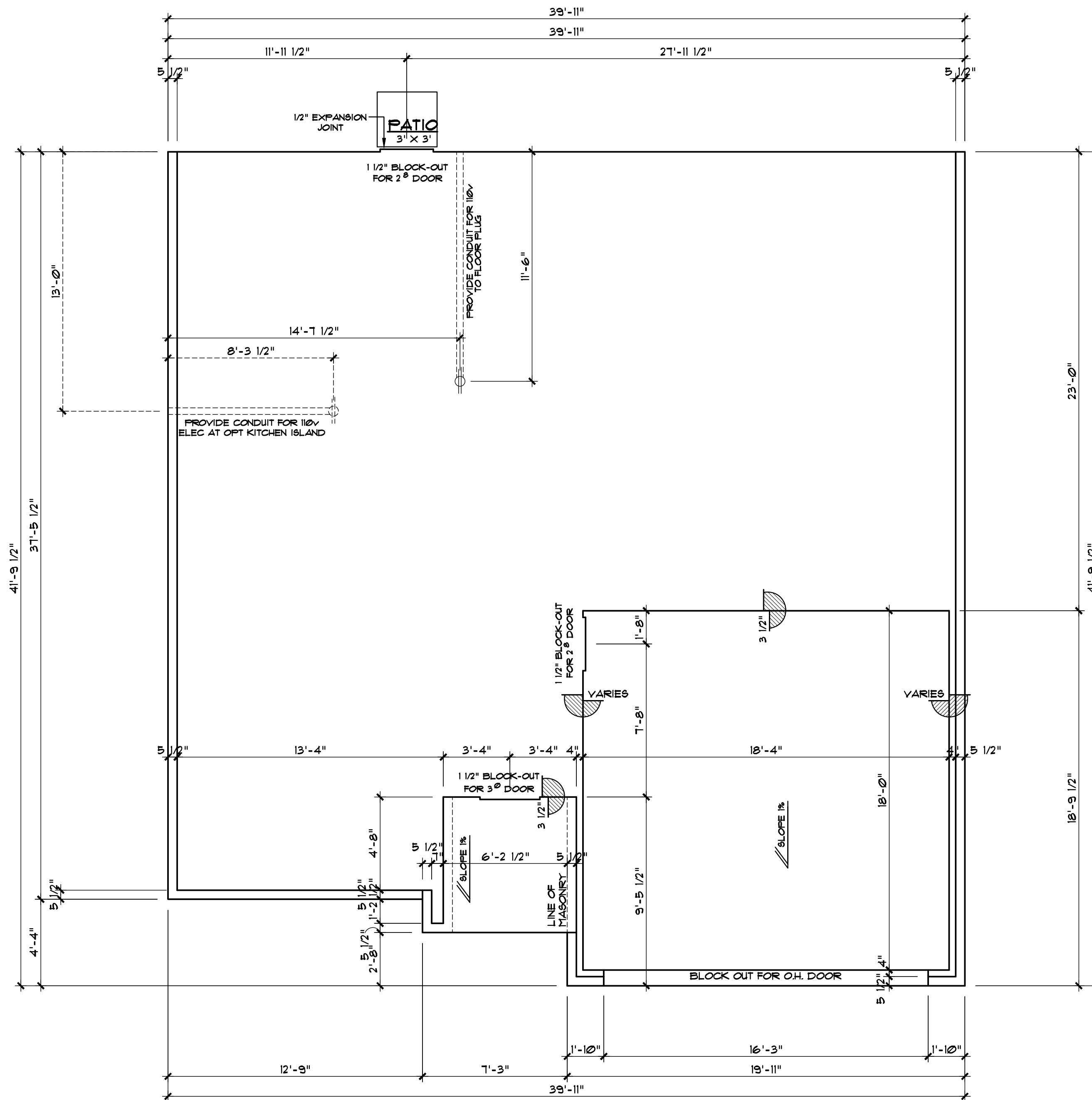
All drawings, specifications, methods of construction, materials, and dimensions are approximate and may vary per plan. Builder is to verify all dimensions and materials to ensure conformity with local codes. Should any changes be made to these plans, by builder or his representatives, for amended plans and specifications.

KIPP FLORES ARCHITECTS
(512) 335-5477 fax (512) 335-5852
WWW.KIPPFLORES.COM
11776 Jollyville Rd., Suite 100 Austin, Texas 78759

All rights reserved. © 1997 KippFlores Architects LLC. The arrangements depicted herein are the sole property of KippFlores Architects, and may not be reproduced in any form without the written permission. This copyright notice and use restrictions are "Copyright Management Information" under the Digital Millennium Copyright Act. It is included to detect and deter copyright infringement, and as such must not be modified or omitted.

Date
1-2-18
Sheet
2A of 13

FNT-0010-105.DWG 03/02/18




FOUNDATION PLAN

SCALE 1/4"=1'-0"

NOTES: FOUNDATION CONTRACTOR TO COMPARE FOUNDATION PLANS FROM STRUCTURAL ENGINEER TO THESE ARCHITECTURAL PLANS.

: ANY DISCREPANCY TO BE REPORTED TO BUILDER.



PLAN 2577 RFA

CENSEO HOMES

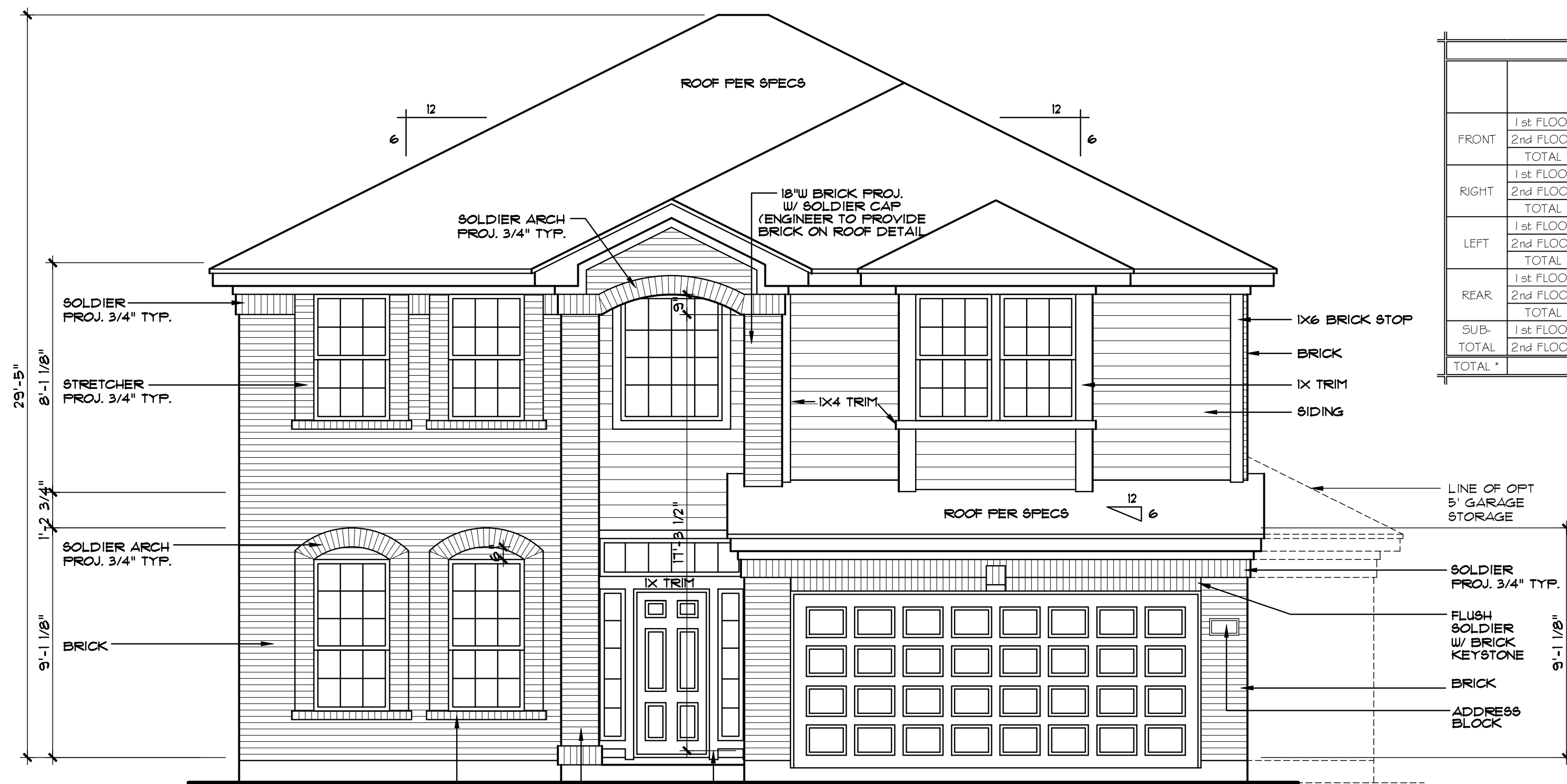
All methods of construction, materials, and dimensions are approximate and may vary per plan. Builder shall verify all dimensions and locations on site. Should any changes be made to these plans, by builder or his representatives, amended plans and specifications.

KIPP FLORES ARCHITECTS
 (512) 335-5477 fax (512) 335-5852
 WWW.KIPPFLORES.COM
 11776 Jollyville Rd. Suite 100 Austin, Texas 78759

All rights reserved. The arrangements depicted herein are the sole property of Kipp Flores Architects, and may not be reproduced in any form without its written permission. This copyright notice and use restrictions are "Copyright Management Information" under the Digital Millennium Copyright Act. It is included to detect and deter copyright infringement, and as such must not be modified or omitted.

Date
 1-2-18
 Sheet
 3A of 13

FNI-0010-101.DWG 03/02/18



MASONRY PERCENTAGE 'B'						
		NET EXT. WALL AREA	AREA OF GLAZING and DOORS	AREA OF MASONRY	AREA OF SIDING	MASONRY PERCENTAGE ***
FRONT	1st FLOOR	302	191	293	9	97%
	2nd FLOOR	406	80	268	138	66%
	TOTAL	708	271	561	147	79%
RIGHT	1st FLOOR	377	6	377	0	100%
	2nd FLOOR	348	9	348	0	100%
	TOTAL	725	15	725	0	100%
LEFT	1st FLOOR	330	15	330	0	100%
	2nd FLOOR	346	0	346	0	100%
	TOTAL	676	15	676	0	100%
REAR	1st FLOOR	270	93	0	270	0%
	2nd FLOOR	323	46	0	323	0%
	TOTAL	593	139	0	593	0%
SUB-TOTAL	1st FLOOR	1279	305	1000	279	78%
	2nd FLOOR	1423	135	962	461	68%
TOTAL *		2702	440	1962	740	73%

FRONT ELEVATION

SCALE 1/4"=1'-0"

1st FLOOR PLATE HGTS. TO BE 9'-1 1/8" W/ 7'-10" WINDOW HEADER HGTS. UNLESS NOTED.

2nd FLOOR PLATE HGTS. TO BE 9'-1 1/8" W/ 7'-10" WINDOW HEADER HGTS. UNLESS NOTED.

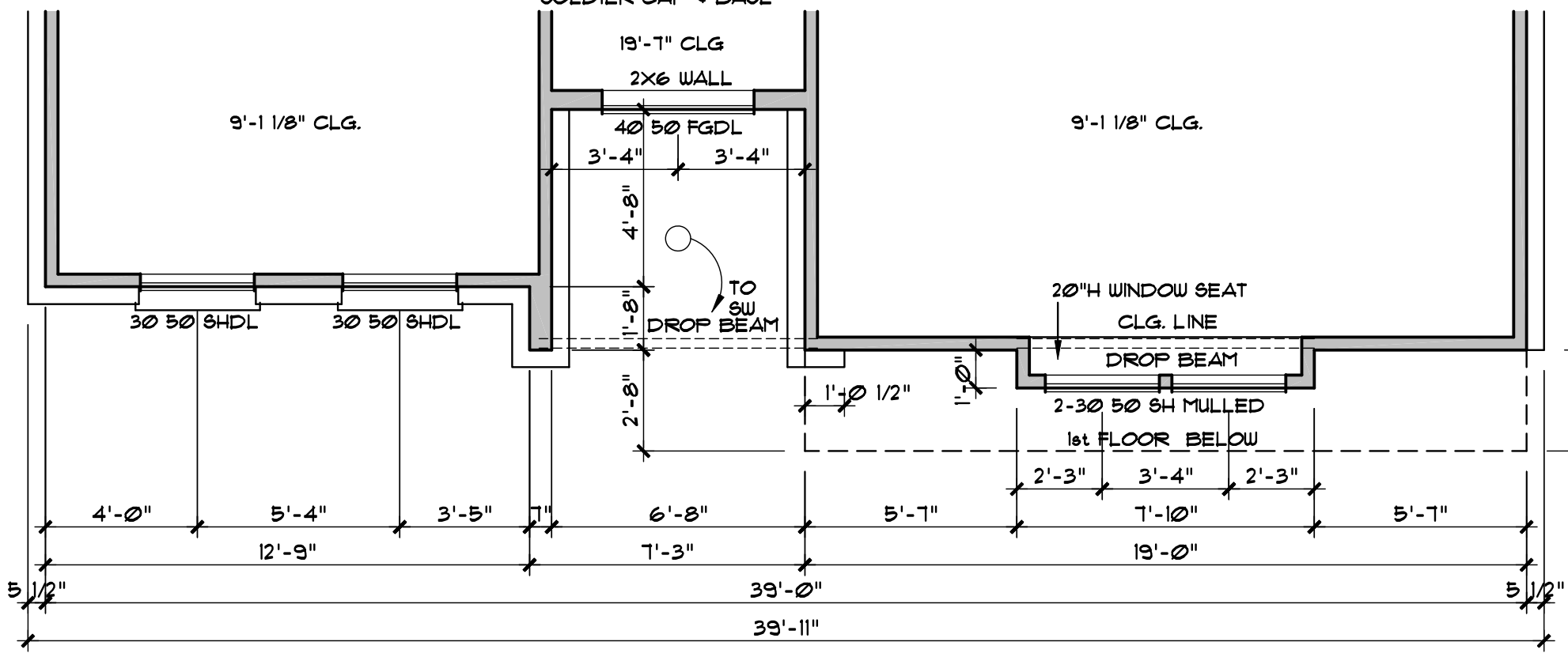
PROVIDE STEEL LINTELS ABOVE ALL OPENINGS W/ MASONRY, AS REQ'D.

PROVIDE TEMPERED GLASS WHERE REQ'D BY CODE.

BUILDER TO VERIFY CURRENT LOCAL CODES AND REQUIREMENTS OF 1 HOUR FIRE RATED OVERHANGS

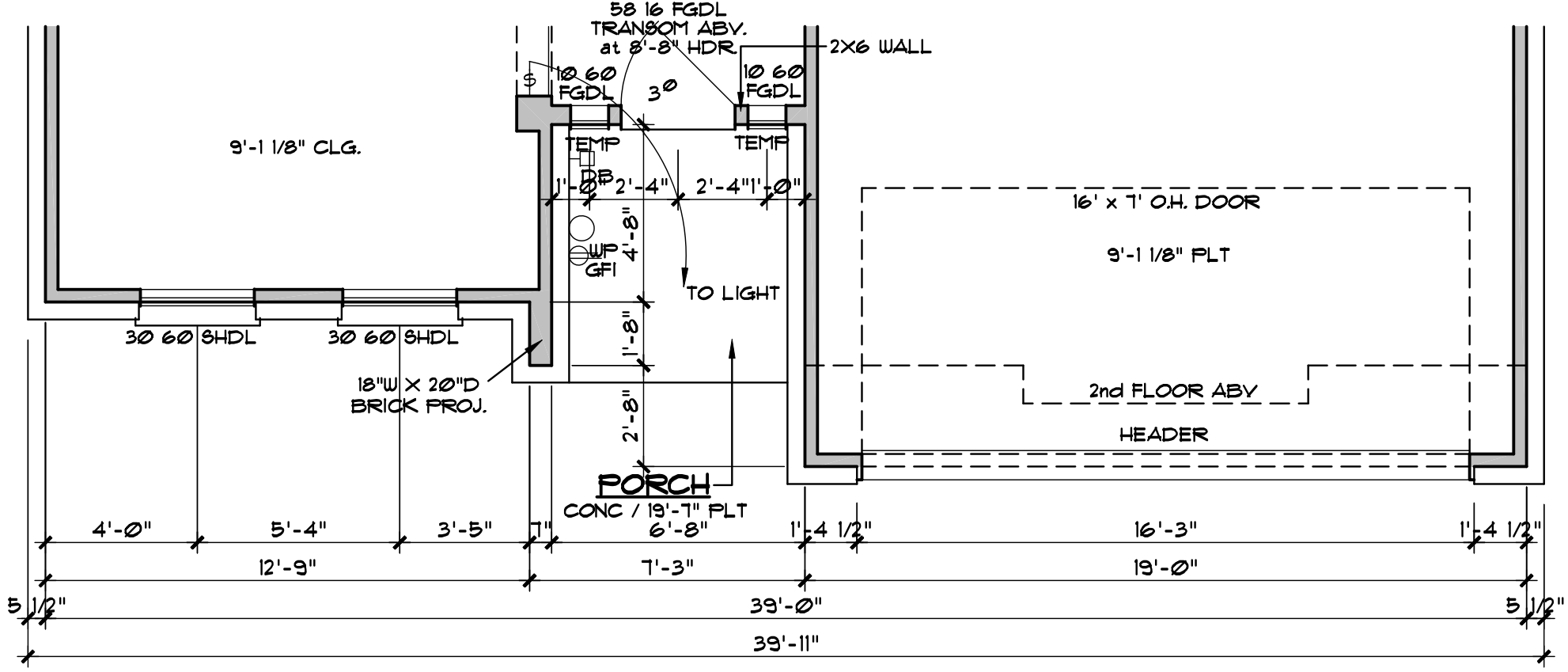
SEE FRAMING SHEETS FOR HEADER SIZES AND LOCATIONS

RECHECK OR IECC COMPLIANCE PROVIDED BY OTHERS




2nd FLOOR STRIP PLAN

SCALE 1/4"=1'-0"



1st FLOOR STRIP PLAN

SCALE 1/4"=1'-0"



PLAN 2577 RFB

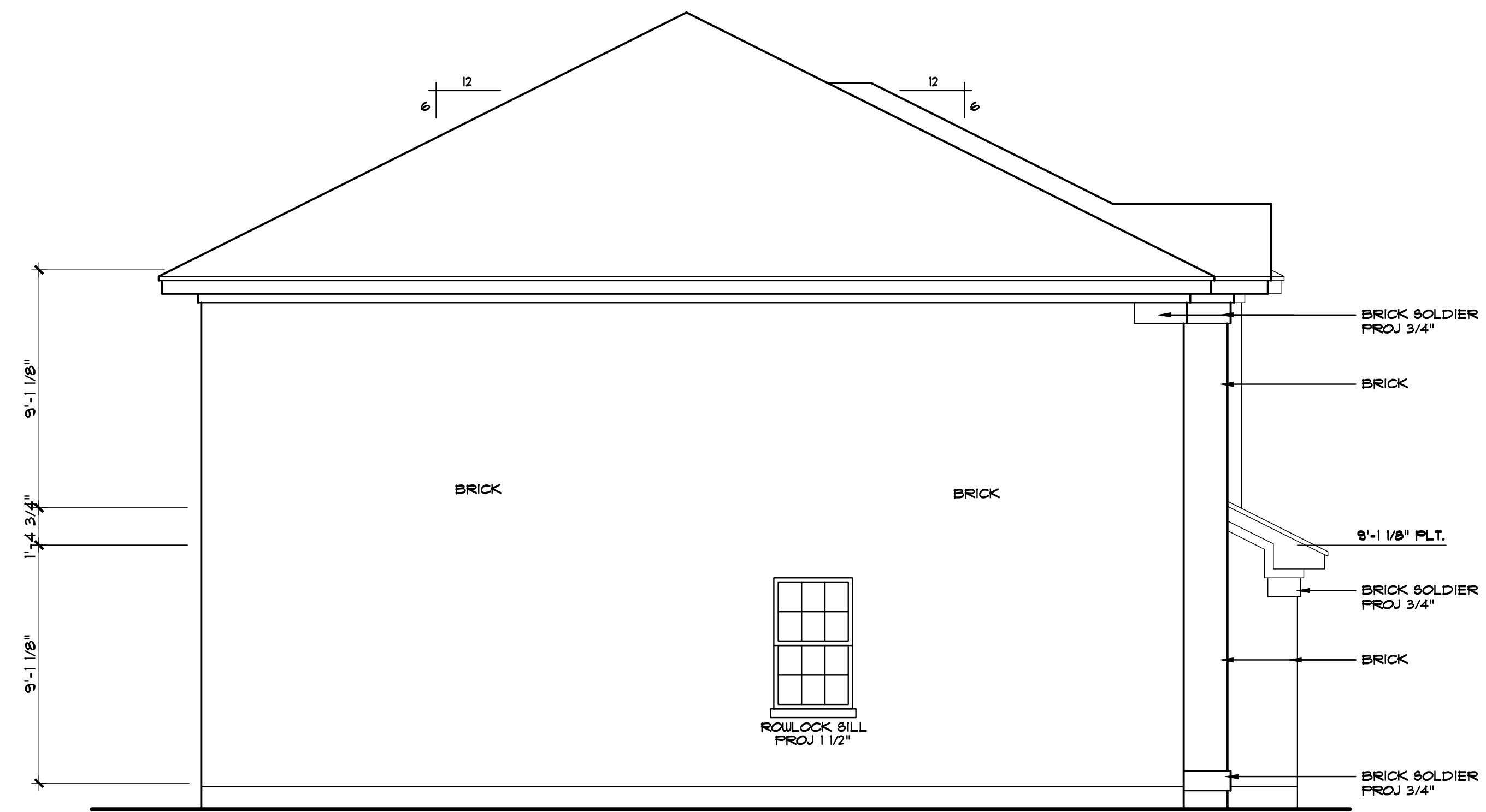
CENSEO HOMES

All drawings, specifications, methods of construction and dimensions are approximate and may vary per plan. Builder to verify all dimensions and use restrictions are "Copyright Management Information" under the Digital Millennium Copyright Act. It is included to detect and deter copyright infringement, and as such must not be modified or omitted.

KIPP FLORES ARCHITECTS
 (512) 335-5477 fax (512) 335-5852
 WWW.KIPPFLORES.COM
 11776 Jollyville Rd. Suite 100 Austin, Texas 78759

All rights reserved. ©1997 KippFlores Architects LLC. The arrangements depicted herein are the sole property of KippFlores Architects, and may not be reproduced in any form without its written permission. This copyright notice and use restrictions are "Copyright Management Information" under the Digital Millennium Copyright Act. It is included to detect and deter copyright infringement, and as such must not be modified or omitted.

Date 1-2-18
 Sheet 8B of 13



LEFT ELEVATION
SCALE 1/4" = 1'-0"

1st FLOOR PLATE HGTS. TO BE 9'-1 1/8" W/ 7'-10" WINDOW HEADER HGTS. UNLESS NOTED.

2nd FLOOR PLATE HGTS. TO BE 9'-1 1/8" W/ 7'-10" WINDOW HEADER HGTS. UNLESS NOTED.

PROVIDE STEEL LINTELS ABOVE ALL OPENINGS W/ MASONRY, AS REQ'D.

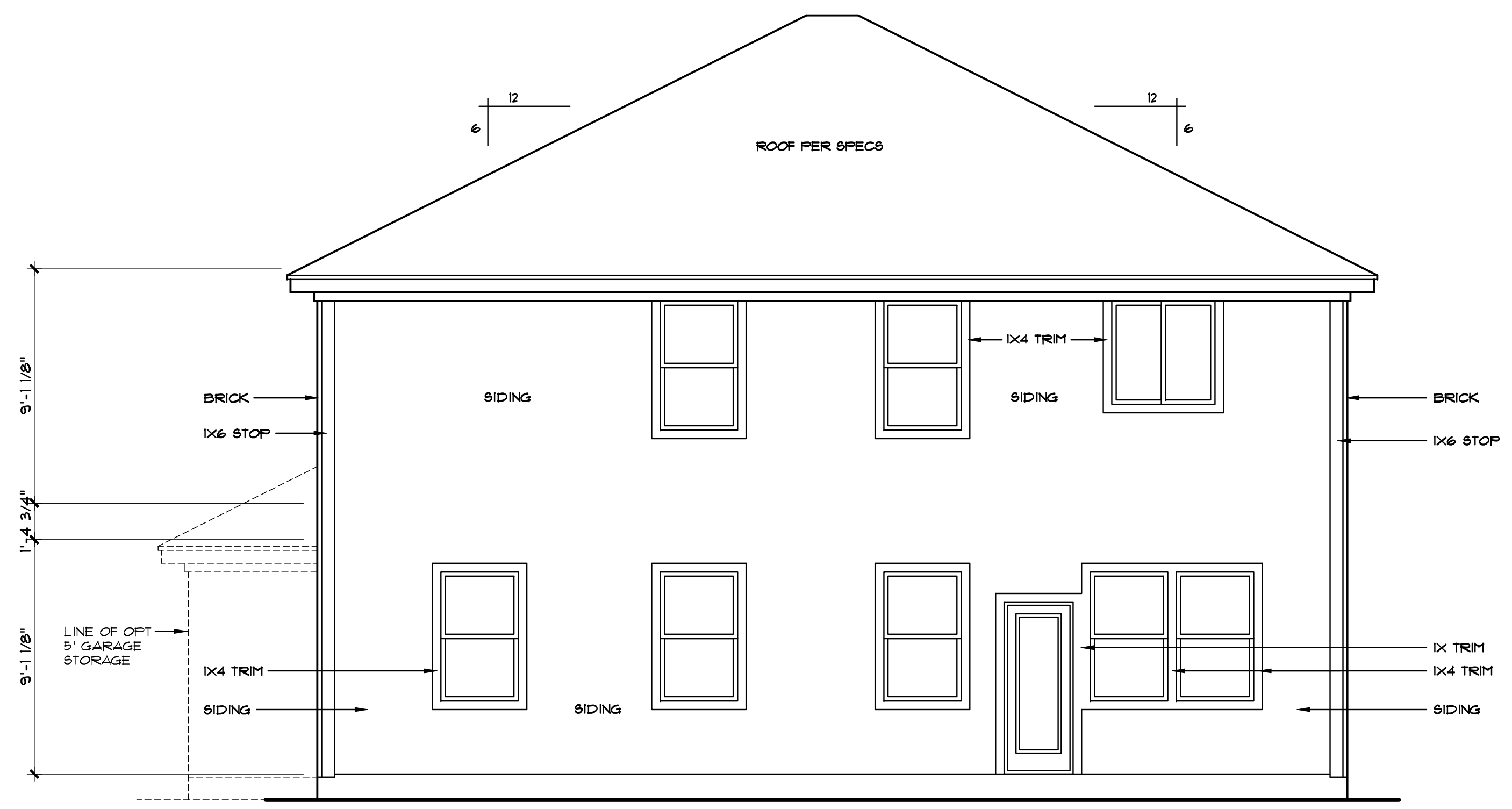
PROVIDE TEMPERED GLASS WHERE REQ'D BY CODE.

BUILDER TO VERIFY CURRENT LOCAL CODES AND REQUIREMENTS OF 1 HOUR FIRE RATED OVERHANGS


SEE FRAMING SHEETS FOR HEADER SIZES AND LOCATIONS

RECHECK OR IECC COMPLIANCE PROVIDED BY OTHERS

All dimensions, specifications, methods, materials, and details in construction are approximate and may vary per plan. Builder shall verify all dimensions and elevations are appropriate to ensure conformity with local codes. Should any changes be made to these plans, by Builder or his representatives, amended plans and specifications.

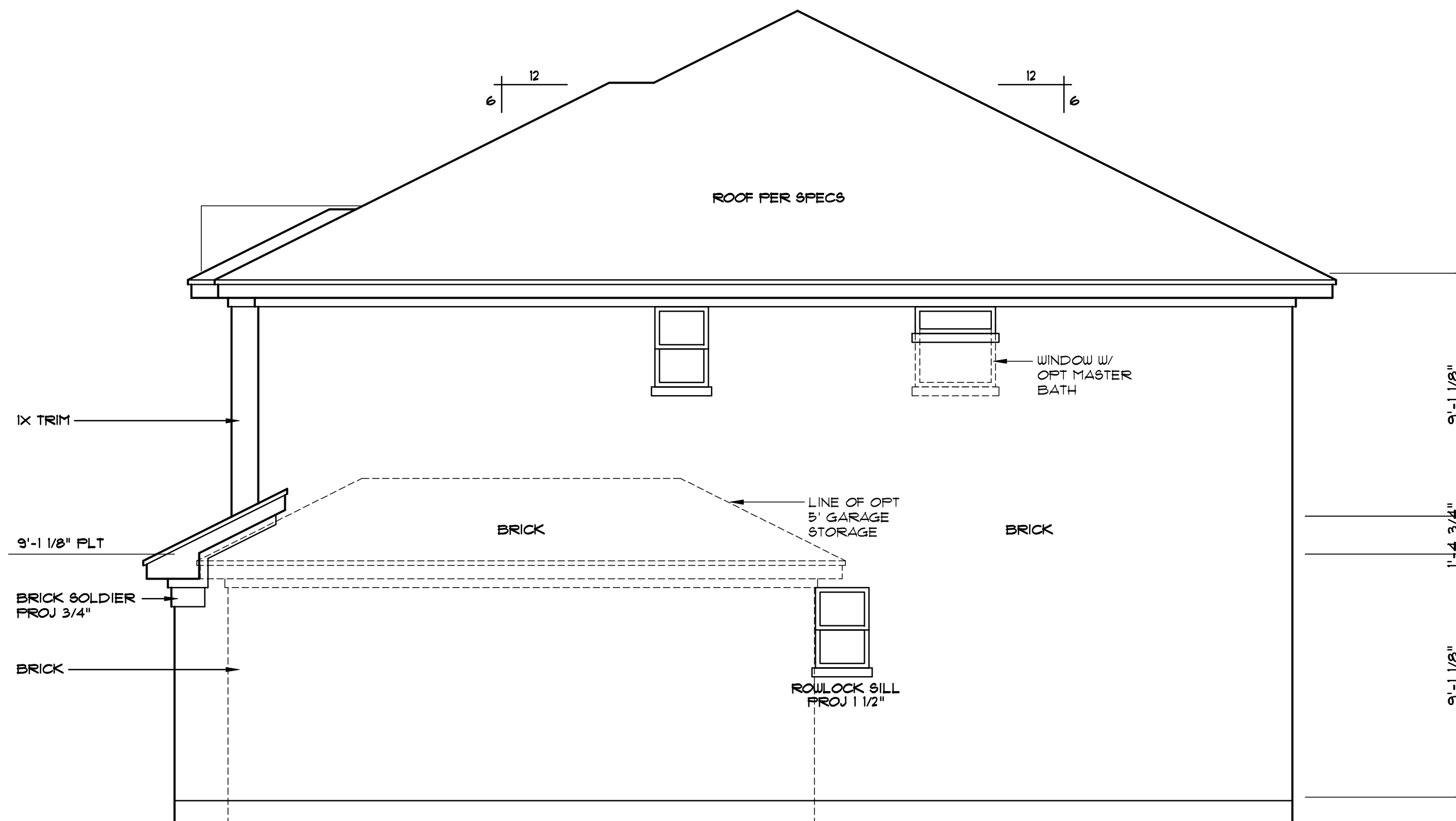


REAR ELEVATION
SCALE 1/4" = 1'-0"



KIPP FLORES ARCHITECTS
 (512) 335-5477 fax (512) 335-5852
 WWW.KIPPFLORES.COM
 11776 Jollyville Rd. Suite 100 Austin, Texas 78759

All rights reserved. ©1997 KippFlores Architects LLC. The arrangements depicted herein are the sole property of KippFlores Architects, and may not be reproduced in any form without the written permission. This copyright notice and use restrictions are "Copyright Management Information" under the Digital Millennium Copyright Act. It is included to detect and deter copyright infringement, and as such must not be modified or omitted.



RIGHT ELEVATION

SCALE 1/4"=1'-0"

1st FLOOR PLATE HGTS. TO BE
9'-1 1/8" W/ 1'-10" WINDOW
HEADER HGTS. UNLESS NOTED.

2nd FLOOR PLATE HGTS. TO BE
9'-1 1/8" W/ 1'-10" WINDOW
HEADER HGTS. UNLESS NOTED.


PROVIDE STEEL LINTELS ABOVE ALL
OPENINGS W/ MASONRY, AS REQ'D.

PROVIDE TEMPERED GLASS
WHERE REQ'D BY CODE.

BUILDER TO VERIFY CURRENT LOCAL
CODES AND REQUIREMENTS OF 1 HOUR
FIRE RATED OVERHANGS

SEE FRAMING SHEETS FOR HEADER
SIZES AND LOCATIONS

RECHECK OR IECC COMPLIANCE
PROVIDED BY OTHERS




PLAN 2577 RFB

CENSEO HOMES

All modifications, specifications, methods, and details in construction materials, dimensions and elevations are approximate and may vary per plan. Builder shall verify all dimensions and elevations on site. Should any changes be made to these plans, by Builder or his representatives, amended plans and specifications.

KIPP FLORES ARCHITECTS
(512) 335-5477 fax (512) 335-5852
WWW.KIPPFLORES.COM
11776 Jollyville Rd., Suite 100 Austin, Texas 78759



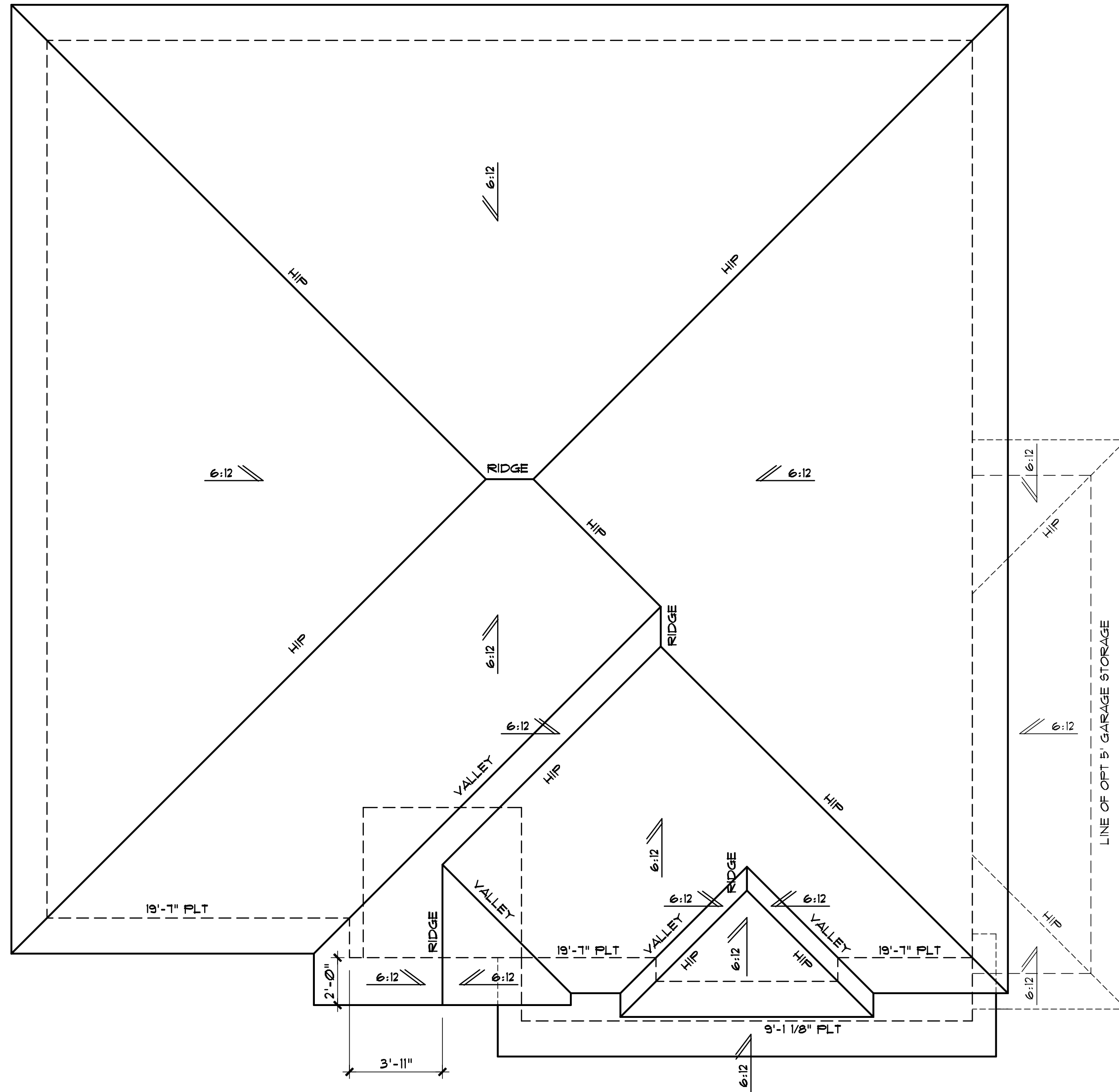
All rights reserved.
©1997 KippFlores Architects LLC
The arrangements depicted herein are the sole property of KippFlores Architects, and may not be reproduced in any form without its written permission. This copyright notice and use restrictions are "Copyright Management Information" under the Digital Millennium Copyright Act. It is included to detect and deter copyright infringement, and as such must not be modified or omitted.

Date
1-2-18

Sheet

0B of 13

FNT-0010-1039.DWG 03/01/18




ROOF PLAN

SCALE 1/4"=1'-0"

NOTES:

- ALL 6:12 ROOF PITCHES TO HAVE 1'-6" OVERHANGS UNLESS NOTED OTHERWISE
- ALL GABLE ENDS TO HAVE 1'-0" OVERHANGS UNLESS NOTED OTHERWISE
- BUILDER TO VERIFY CURRENT LOCAL CODES AND REQUIREMENTS OF 1 HOUR FIRE RATED OVERHANGS
- ALL ROOF PITCHES 4:12 AND UNDER PROVIDE DOUBLE UNDERLAYMENT AS REQUIRED
- VENT AS REQUIRED



PLAN 2577 RFB

CENSEO HOMES

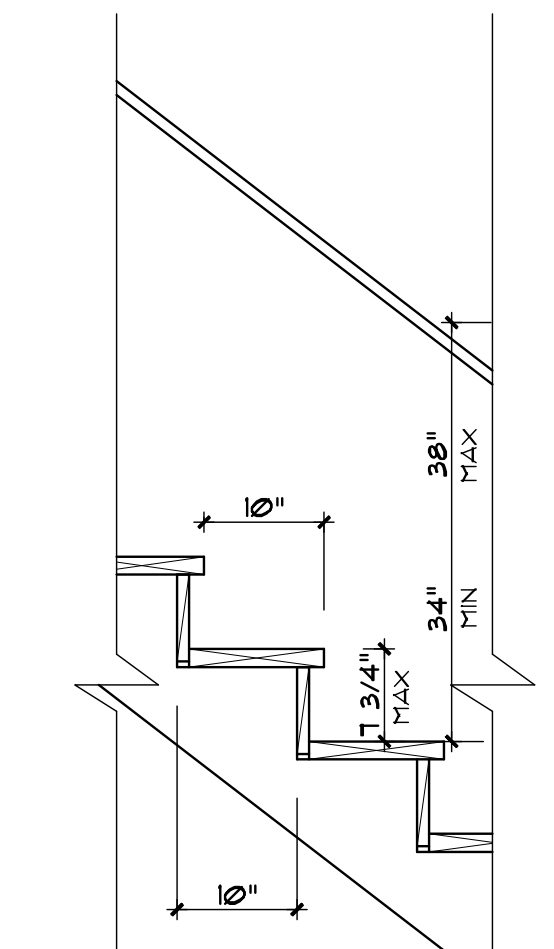
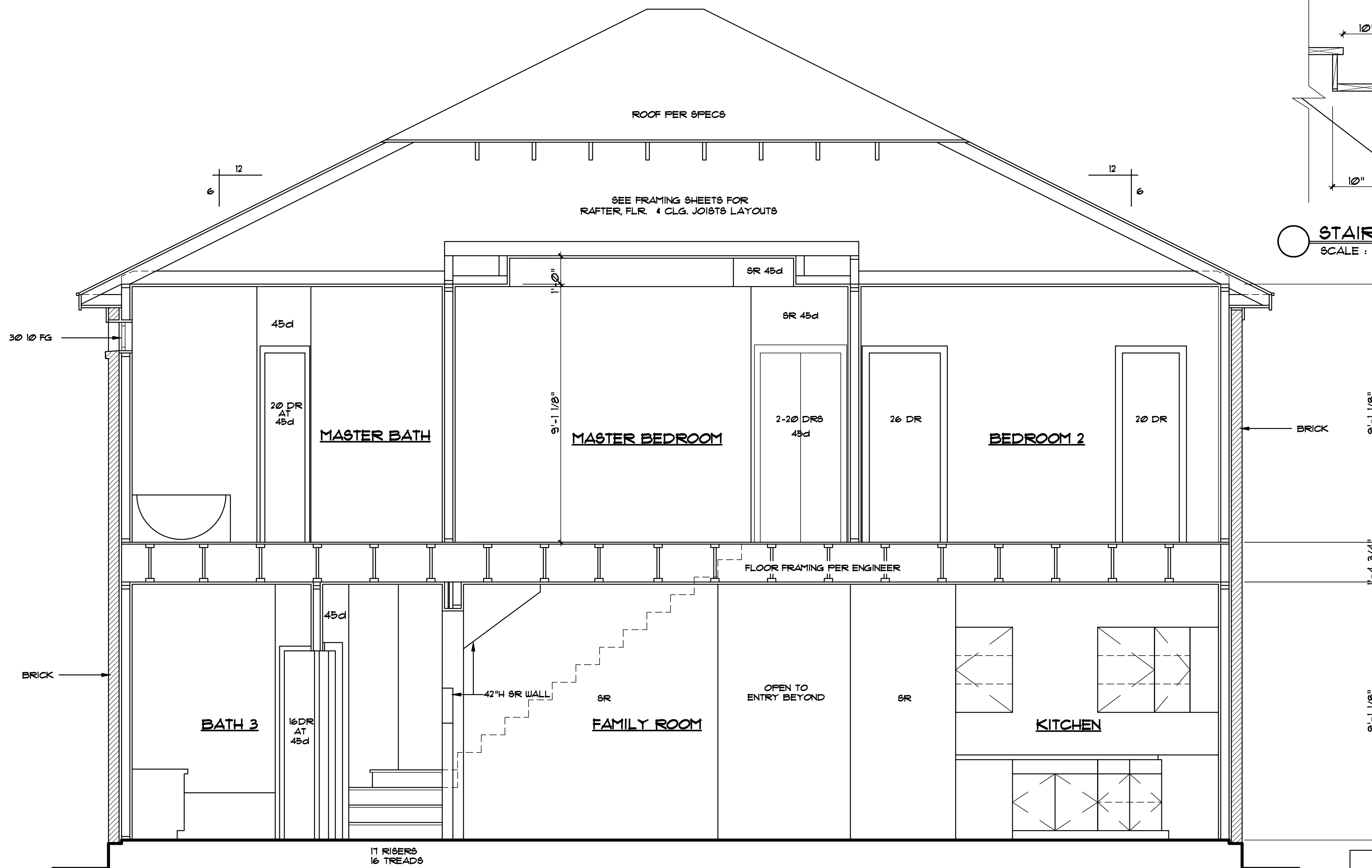
All methods of construction, materials, dimensions and elevations are approximate and may vary per plan. Builder shall verify all dimensions and elevations on site. Should any changes be made to these plans, by Builder or his representatives, amended plans and specifications.

KIPP FLORES ARCHITECTS
 (512) 335-5477 fax (512) 335-5852
 WWW.KIPPFLORES.COM
 11776 Jollyville Rd., Suite 100 Austin, Texas 78759

All rights reserved. The arrangements depicted herein are the sole property of Kipp Flores Architects, and may not be reproduced in any form without its written permission. This copyright notice and use restrictions are "Copyright Management Information" under the Digital Millennium Copyright Act. It is included to detect and deter copyright infringement, and as such must not be modified or omitted.

Date
 1-2-18
 Sheet
 1B of 13

FNT-0010-101.DWG 03/02/18



STAIR DTL. (TYP.)
SCALE : N.T.S

BUILDING SECTION

SCALE 3/8"=1'-0"

DO NOT SCALE THESE DRAWINGS. IN THE EVENT OF ERROR OR OMISSION CONTACT BUILDER FOR CLARIFICATION.

Master Plan



03/02/18

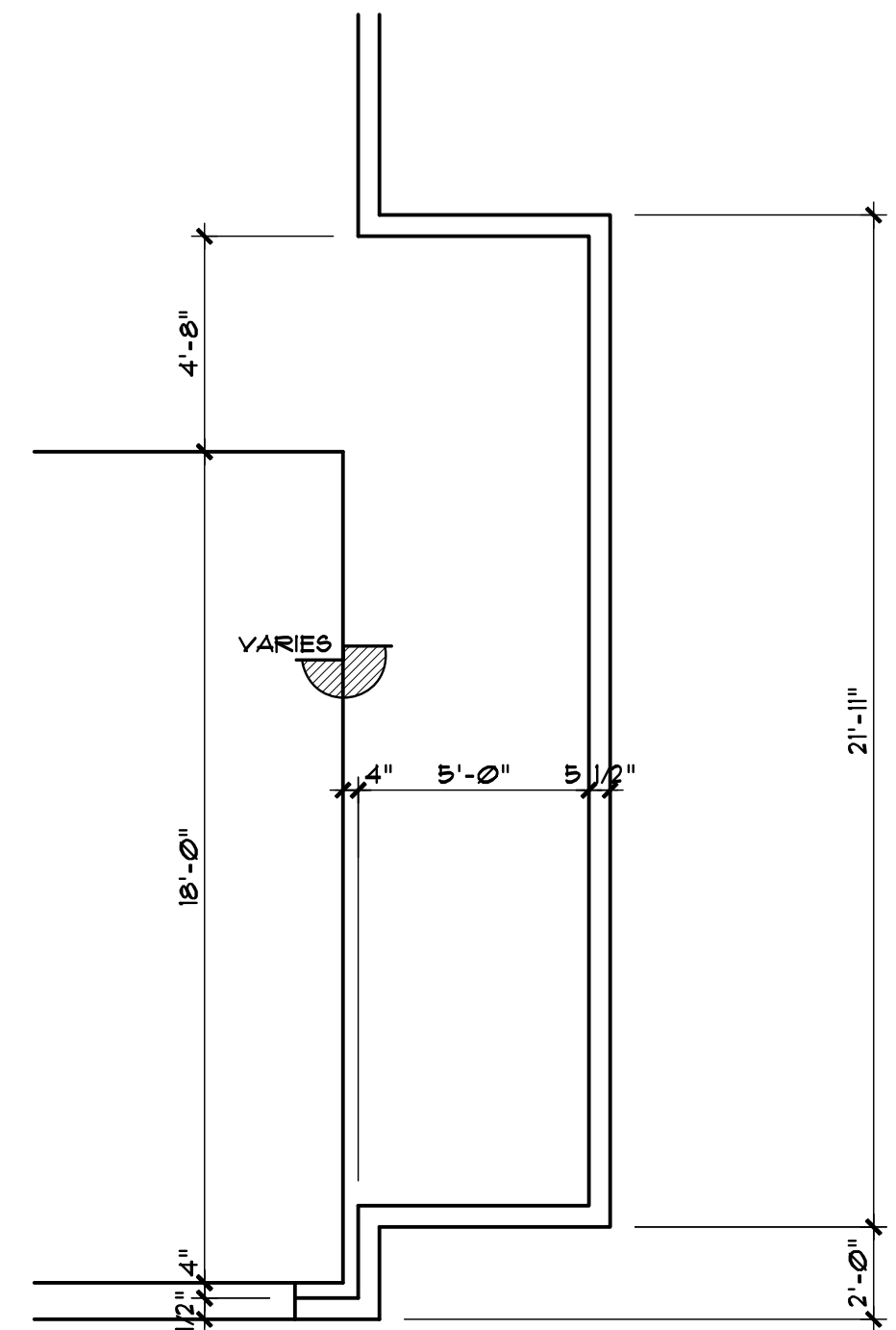
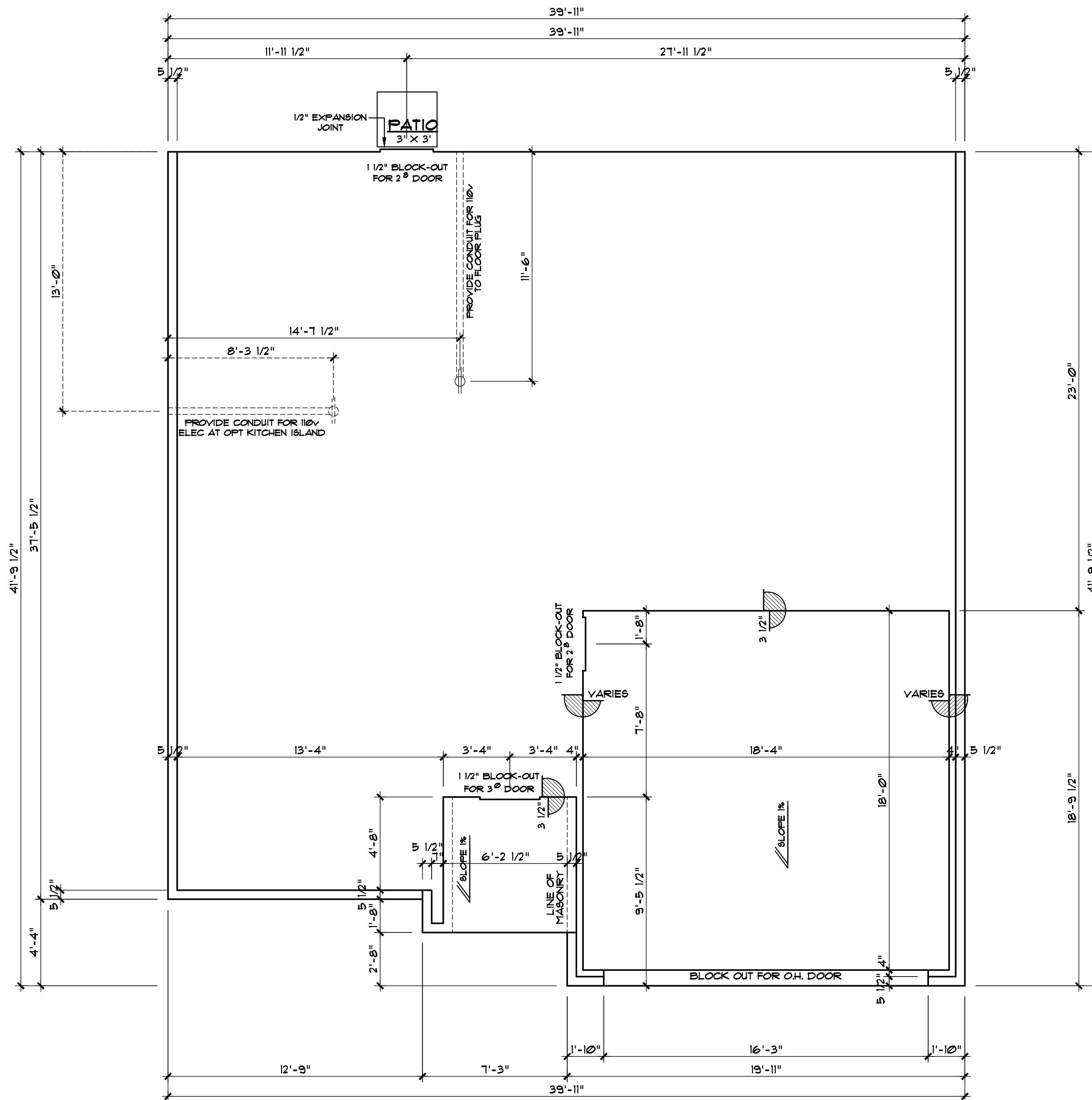
All drawings, specifications, methods of construction, materials, dimensions and elevations are approximate and may vary per plan. Builder shall verify all dimensions and elevations on site. Should any changes be made to these drawings, they shall be made by the architect.

KIPP FLORES ARCHITECTS
 (512) 335-5477 fax (512) 335-5852
 WWW.KIPPFLORES.COM
 11776 Jollyville Rd., Suite 100 Austin, Texas 78759

All rights reserved. © 1997 KippFlores Architects LLC. The arrangements depicted herein are the sole property of KippFlores Architects, and may not be reproduced in any form without the written permission. This copyright notice and use restrictions are "Copyright Management Information" under the Digital Millennium Copyright Act. It is included to detect and deter copyright infringement, and as such must not be modified or omitted.

Date
 1-2-18
 Sheet
 2B of 13

CENSEO HOMES




OPT 5' GARAGE STORAGE
SCALE 1/4"=1'-0"

FOUNDATION PLAN

SCALE 1/4"=1'-0"

NOTES: FOUNDATION CONTRACTOR TO COMPARE FOUNDATION PLANS FROM STRUCTURAL ENGINEER TO THESE ARCHITECTURAL PLANS.

: ANY DISCREPANCY TO BE REPORTED TO BUILDER.



PLAN 2577 RFB

CENSEO HOMES

All modifications, restrictions, methods, and details in construction materials, all dimensions and elevations are approximate and may vary per plan. Builder shall verify all dimensions and elevations on site to ensure conformity with local codes. Should any changes be made to these plans, by builder or his representatives, the amended plans and specifications.

KIPP FLORES ARCHITECTS
 (512) 335-5477 fax (512) 335-5852
 WWW.KIPPFLORES.COM
 11776 Jollyville Rd. Suite 100 Austin, Texas 78759

All rights reserved. The arrangements depicted herein are the sole property of Kipp Flores Architects, and may not be reproduced in any form without its written permission. This copyright notice and use restrictions are "Copyright Management Information" under the Digital Millennium Copyright Act. It is included to detect and deter copyright infringement, and as such must not be modified or omitted.

Date
1-2-18
Sheet
3B of 13

FNI-0010-101.DWG 03/02/18