



HOUSTON'S BEST PRISM AWARDS
2016 & 2017 BUILDER OF THE YEAR



ELEVATION A



ELEVATION B



ELEVATION C



ELEVATION M

PLAN 6745

OPT. FIREPLACE
(only available with opt.
covered patio #1)

OPT. COV.
PATIO #1

COVERED
PATIO

STUDY
12' x 14'

MASTER
BEDROOM
14' x 18'

FAMILY
ROOM
18' x 18'

W.I.C.

MASTER
BATH

DINING
AREA
13' x 19'

UTIL.

KITCHEN
13' x 21'

PAN.


MEDIA ROOM
16' x 16'

BEDROOM
#3
13' x 14'

BEDROOM
#3
13' x 14'

OPT. BATH #3

(only available with opt. powder)



OPT. BATH #2 SHOWER

W.I.C.

BATH
#3

ENTRY

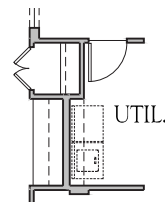
MUD
RM.

THREE CAR
TANDEM GARAGE
20' x 40'


COV.
PORCH

opt.
lockers

FIRST FLOOR PLAN



OPT. WINE GROTTO



OPT. POWDER BATH



OPT. GARAGE DOOR

PLAN 6745



All information (including, but not limited to prices, views, availability, incentives, floor plans, site plans, features, standards and options, assessments and fees, planned amenities, programs, conceptual artists' renderings and community development plans) deemed reliable as of publication date but not guaranteed and remains subject to change daily or delay without notice. Floor plans and elevations are an artist's conception and are not intended to show specific detailing. Maps and plans are not to scale and all dimensions are approximate. As-Built Condition will control. Inventory/Model Homes may include additional room options and/or upgrades to standard features. Price(s) shown may not reflect lot premiums, upgrades and options. Not an offer in any state where prohibited or otherwise restricted by law. Please see a Community Sales Manager and visit www.darlinghomes.com for details. © February, 2019, Darling Homes of Texas, LLC. All rights reserved. 02/15/19