

Project:

West 24th Street - Exhibit B

Project #:

Issue Date:

Revision Date

ITEM TYPES

- Appliance
- Backsplash
- Cabinets
- Closet Fixture
- Countertop
- Door
- Exterior
- Fixtures
- Flooring
- Glass/ Mirror
- Hardware
- Interior Paint
- Millwork
- Lighting
- Plumbing
- Stairs
- Tub Splash
- Wall Tile








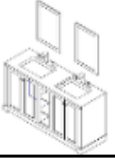
SPECIFICATIONS Report

Project: West 24th Street - Exhibit B

Project #:

Issue Date:

By Item Type

Appliance					
Control #	Description	Area / Location	Manufacturer	Special Instructions	Image
AP-1	Item Name: GE 30" Gas Range Product: GE® 30" FREE-STANDING GAS RANGE Model #: JGB660SEJSS Finish: Stainless Steel	Kitchen / Level 2			
AP-2	Item Name: GE 30" Vent Hood Description: GE® 30" WALL-MOUNT PYRAMID CHIMNEY HOOD Model #: JVV5301SJSS Finish: Stainless Steel	Kitchen / Level 2			
AP-3	Item Name: GE Dishwasher Description: GE® DISHWASHER WITH HIDDEN CONTROLS Model #: GDT535PSJSS Finish: Stainless Steel	Kitchen / Level 2			
AP-4	Item Name: GE Built-In Microwave Description: GE PROFILE™ SERIES 2.2 CU. FT. COUNTERTOP MICROWAVE OVEN Model #: PEB7226SFSS Finish: Stainless Steel	Kitchen / Level 2			
AP-5	Item Name: GE Wine Cooler Description: GE® WINE OR BEVERAGE CENTER Model #: GVS04BDWSS Finish: Stainless Steel	Kitchen / Level 2			
Backsplash					
Control #	Description	Area / Location	Manufacturer	Special Instructions	Image
BS-1	Item Name: 2x8 Ceramic Tile Series: Solid In Design Color: IC Matte Smoke Pattern: Stacked Grout: Custom Building Products #11 Snow White	Kitchen / Level 2			
Cabinets					
Control #	Description	Area / Location	Manufacturer	Special Instructions	Image
C-1	Item Name: Cabinet Style/Finish - Standard Slab/Glass Door Glass: Frosted	Kitchen / Level 2 Utility / Level 2 - Per Plan		* Kitchen to have espresso lower cabinets and glass uppers. Utility to have espresso cabinets. Glass Only on selected doors. Per the Builders design.	
C-2	Item Name: Cabinet Style & Finish - Gray	Bath 2 / Level 3 Bath 3 / Level 1 Master Bath / Level 3		* Soft close doors and drawers	



SPECIFICATIONS Report

Project: West 24th Street - Exhibit B

Project #:

Issue Date:

By Item Type

Closet Fixture					
Control #	Description	Area / Location	Manufacturer	Special Instructions	Image
CF-1	Item Name: Wood Closet Rod Finish: Stained to match floor	Bedroom 2 Closet / Level 3 - Bedroom 3 Closet / Level 1 Master Closet / Level 3 Utility / Level 2 - Per Plan			
CF-2	Item Name: Closet Shelf- MDF Paint Grade Finish: SW 7042 Shoji White	Bedroom 2 Closet / Level 3 - Bedroom 3 Closet / Level 1 Master Closet / Level 3			
Countertop					
Control #	Description	Area / Location	Manufacturer	Special Instructions	Image
CT-1	Item Name: Quartz Quartz: Arctic White Thickness: 2CM Edge: Square	Bath 2 / Level 3 Bath 3 / Level 1 Kitchen / Level 2 Master Bath / Level 3 Powder / Level 2			










SPECIFICATIONS Report

Project: West 24th Street - Exhibit B

Project #:

Issue Date:

By Item Type

Door					
Control #	Description	Area / Location	Manufacturer	Special Instructions	Image
D-1	Item Name: 8'0 Entry Door Description: 1 Lite Door Glass: Rain Glass Finish: SW 7020 Black Fox	Entry / Level 1			
D-2	Item Name: 8'0 Solid Interior Door Description: Masonite Riverside Door Finish: SW 7005 Pure White	Garage / Level 1			
D-3	Item Name: Hollow Core Interior Door Description: Masonite Riverside Door Finish: SW 7005 Pure White				
D-4	Item Name: Hollow Core Interior Double Door Description: Masonite Riverside Door Finish: SW 7005 Pure White				
D-5	Item Name: 8'0 1-Lite Door Description: 1 Lite Double Door Glass: Clear Interior Finish: SW 7005 Pure White Exterior Finish: SW 7020 Black Fox	Bedroom 3 / Level 1 - Plan A			
D-6	Item Name: 8'0 Balcony Door Description: 1 Lite Door Glass: Clear Interior Finish: SW 7005 Pure White Exterior Finish: SW 7020 Black Fox	Balcony / No Locations			
Exterior					
Control #	Description	Area / Location	Manufacturer	Special Instructions	Image
EX-1	Item Name: Stucco - SW 7015 Repose Gray Finish: Sandblast	Exterior / Exterior			
EX-2	Item Name: Stucco - SW 7019 Gauntlet Gray	Exterior / Exterior			
EX-3	Item Name: Siding - SW 7015 Repose Gray	Exterior / Exterior			

SPECIFICATIONS Report

Project: West 24th Street - Exhibit B

Project #:

Issue Date:

By Item Type

EX-4	Item Name: Trim - SW 7015 Repose Gray	Exterior / Exterior			
EX-5	Item Name: Roof Shingles Description: GAF Timberlad HD Color: Charcoal	Exterior / Exterior			
EX-6	Item Name: Gutters/Downspouts Color : Dark Bronze	Exterior / Exterior			
EX-7	Item Name: Vinyl Window Color: White	Exterior / Exterior			
EX-8	Item Name: Balcony Railing Finish: SW 7019 Gauntlet Gray	Exterior / Exterior			
EX-9	Item Name: Brushed Concrete	Exterior / Exterior			
EX-10	Item Name: 4'0" Iron Fence Description: Horizontal Railing Finish: SW 7019 Gauntlet Gray	Exterior / Exterior			
EX-11	Item Name: 6'0" Cedar Fence	Exterior / Exterior			
EX-12	Item Name: Garage Door Description: 9100 Series Contemporary Door Finish: SW 7019 Gauntlet Gray	Exterior / Exterior			







SPECIFICATIONS Report

Project: West 24th Street - Exhibit B

Project #:

Issue Date:

By Item Type

Fixtures					
Control #	Description	Area / Location	Manufacturer	Special Instructions	Image
FX-1	Item Name: Pull Out Faucet Finish: Chrome	Kitchen / Level 2			
FX-2	Item Name: Single Handle Faucet Finish: Chrome	Powder / Level 2 - Plan A Powder / Level 2 - Plan B			
FX-3	Item Name: Single Handle Faucet	Bath 2 / Level 3 Bath 3 / Level 1 Master Bath / Level 3			
FX-4	Item Name: Tub Filler Faucet Finish: Chrome	Master Bath / Level 3			
FX-5	Item Name: Tub/Shower Trim Finish: Chrome	Bath 2 / Level 3 Bath 3 / Level 1			
FX-6	Item Name: Shower Trim Finish: Chrome	Master Bath / Level 3			








SPECIFICATIONS Report

Project: West 24th Street - Exhibit B

Project #:

Issue Date:

By Item Type

Flooring					
Control #	Description	Area / Location	Manufacturer	Special Instructions	Image
FL-1	Item Name: 5" Pre Engineered Hardwood Collection: Cosmopolitan Trendy Finish: Truffle Birch Handscraped	Dining / Level 2 Foyer / Level 1 Hallway / Level 3 Kitchen / Level 2 Living / Level 2 Powder / Level 2 - Plan A			
FL-2	Item Name: 12x12 Ceramic Tile Series: Retro Color: Dark Grey Pattern: Diagonal Grout: Custom Building Products #335 Winter Gray	Bath 3 / Level 1	Interceramic 8785 Clay Rd. Houston, TX 77080 USA P 713-686-8453 F 713-680-0884 Contact Elizabeth Ballesteros C 713-202-8677		
FL-3	Item Name: 12x24 Porcelain Tile Series: Tesutto Color: Ecu Gray Pattern: Staggered Grout: Custom Building Products #335 Winter Gray	Bath 2 / Level 3 Utility / Level 2 - Per Plan	Interceramic 8785 Clay Rd. Houston, TX 77080 USA P 713-686-8453 F 713-680-0884 Contact Elizabeth Ballesteros C 713-202-8677	* All units to be staggered perpendicular to door.	
FL-4	Item Name: 7x36 Ceramic Tile Series: Sunwood Pro Color: Cowboy Brown Pattern: Staggered Grout: Custom Building Products #145 Light Smoke	Master Bath / Level 3	Interceramic 8785 Clay Rd. Houston, TX 77080 USA P 713-686-8453 F 713-680-0884 Contact Elizabeth Ballesteros C 713-202-8677		
FL-5	Item Name: Hexagon Mosaic Series: ITS Soho Simple Hexagon Color: White Polished Location: Shower Floor Grout: Custom Building Products #11 Snow White	Master Bath / Level 3	Interceramic 8785 Clay Rd. Houston, TX 77080 USA P 713-686-8453 F 713-680-0884 Contact Elizabeth Ballesteros C 713-202-8677		
FL-6	Item Name: 12x24 Ceramic Tile Series: Burano Color: Grigio Belfiore Pattern: Stacked Grout: Custom Building Products #165 Delorean Gray	Balcony / No Locations			
FL-7	Item Name: Carpet Series: Teamwork Color : 140 Putty	Bedroom 2 / Level 3 Bedroom 2 Closet / Level 3 - Plan A Bedroom 3 / Level 1 - Plan A Bedroom 3 / Level 1 - Plan B Bedroom 3 Closet / Level 1 Master Bedroom / Level 3 Master Closet / Level 3	REDCO 2155 Silber Ste 100 Houston, Texas 77055 USA Contact Keith Moore C 832-326-5171		
Glass/ Mirror					
Control #	Description	Area / Location	Manufacturer	Special Instructions	Image
G/M-1	Item Name: Mirror with J Channel Product: J Channel Chrome Edging Size: Width of Vanity - Height of Door Frame	Bath 2 / Level 3 Bath 3 / Level 1 Master Bath / Level 3 Powder / Level 2 - Plan A	Luxury Baths by Arrow 11510 S. Petropark Houston, Texas 77041 USA P 8324674345 F 8324674806 Contact Anne Pham C 8324283483		
G/M-2	Item Name: Semi Frameless Shower Door Style: Clear Tempered Glass Frame Finish: Chrome	Master Bath / Level 3			
Hardware					
Control #	Description	Area / Location	Manufacturer	Special Instructions	Image










SPECIFICATIONS Report

Project: West 24th Street - Exhibit B

Project #:

Issue Date:

By Item Type

H-1	Item Name: Entry Handleset Series: Tavaris Model #: 800TVH LIP 26 SMT Finish: Chrome	Entry / Level 1	Kwikset 19701 DaVinci Lake Forest, CA 92610 USA P 1-800-327-5625 Contact Default		
H-2	Item Name: Interior Lock Lever Finish: Chrome	Garage / Level 1	Kwikset 19701 DaVinci Lake Forest, CA 92610 USA P 1-800-327-5625 Contact Default		
H-3	Item Name: Deadbolt Product: Single Sided Deadbolt w/ Thumbturn Model #: 633 26 Finish: Chrome	Balcony / No Locations Bedroom 3 / Level 1 - Plan A Entry / Level 1			
H-4	Item Name: Passage Lever Series: Vedani Model #: 720VDL 26 Finish: Chrome	Balcony / No Locations Bedroom 2 / Level 3 Bedroom 2 Closet / Level 3 - Plan A Bedroom 2 Closet / Level 3 - Plan B Bedroom 3 / Level 1 - Plan A Bedroom 3 / Level 1 - Plan B Bedroom 3 Closet / Level 1 Entry / Level 1 Master Closet / Level 3 Mechanical Room / Level 4 Pantry / Level 2 - Plan A Pantry / Level 2 - Plan B Utility / Level 2 - Per Plan	Kwikset 19701 DaVinci Lake Forest, CA 92610 USA P 1-800-327-5625 Contact Default		
H-5	Item Name: Privacy Lever Finish: Chrome	Bath 2 / Level 3 Bath 3 / Level 1 Master Bath / Level 3 Master Bedroom / Level 3 Powder / Level 2 - Plan A Powder / Level 2 - Plan B			
H-6	Item Name: Door Hinge	Bath 2 / Level 3 Bath 3 / Level 1 Bedroom 2 / Level 3 Bedroom 2 Closet / Level 3 - Plan A Bedroom 2 Closet / Level 3 - Plan B Bedroom 3 / Level 1 - Plan A Bedroom 3 / Level 1 - Plan B Bedroom 3 Closet / Level 1 Master Bath / Level 3 Master Bedroom / Level 3 Master Closet / Level 3 Mechanical Room / Level 4 Pantry / Level 2 - Plan A Pantry / Level 2 - Plan B Powder / Level 2 - Plan A Powder / Level 2 - Plan B Utility / Level 2 - Per Plan		* All door hinges to be Chrome.	
H-7	Item Name: Cabinet Pull Finish: Chrome	Bath 2 / Level 3 Bath 3 / Level 1 Kitchen / Level 2 Master Bath / Level 3 Powder / Level 2 - Plan B Utility / Level 2 - Per Plan	Hardware Resources 21240 Foster Rd. Spring, TX 77388 USA P 281-651-1580 Contact Default		
H-8	Item Name: Towel Bar	Bath 2 / Level 3 Bath 3 / Level 1 Master Bath / Level 3			
H-9	Item Name: Towel Ring	Bath 2 / Level 3 Bath 3 / Level 1 Master Bath / Level 3 Powder / Level 2 - Plan A			







SPECIFICATIONS Report

Project: West 24th Street - Exhibit B

Project #:

Issue Date:

By Item Type

H-10	Item Name: Paper Holder	Bath 2 / Level 3 Bath 3 / Level 1 Master Bath / Level 3 Powder / Level 2 - Plan A			
Interior Paint					
Control #	Description	Area / Location	Manufacturer	Special Instructions	Image
IP-1	Item Name: Walls - SW 7649 Silverplate Finish: Flat	Bedroom 2 / Level 3 Bedroom 2 Closet / Level 3 - Plan A Bedroom 2 Closet / Level 3 - Plan B Bedroom 3 / Level 1 - Plan A Bedroom 3 / Level 1 - Plan B Bedroom 3 Closet / Level 1 Dining / Level 2 Foyer / Level 1 Garage / Level 1 Hallway / Level 3 Kitchen / Level 2 Landing / Level 1 Landing / Level 2 Landing / Level 3 Living / Level 2 Master Bedroom / Level 3 Master Closet / Level 3 Pantry / Level 2 - Plan A Pantry / Level 2 - Plan B Powder / Level 2 - Plan A Powder / Level 2 - Plan B Stairs / Level 1 Stairs / Level 2 Stairs / Level 3 Utility / Level 2 - Per Plan	Sherwin Williams 1015 Durham Dr. Houston, TX 77007 0 P (713) 861-6212 Contact Default		
IP-2	Item Name: Walls - SW 7650 Ellie Gray Finish: Flat	Bath 2 / Level 3 Bath 3 / Level 1 Master Bath / Level 3	Sherwin Williams 1015 Durham Dr. Houston, TX 77007 0 P (713) 861-6212 Contact Default		
IP-3	Item Name: Accent Wall - SW 9170 Acier Finish: Flat	Bedroom 2 / Level 3 Bedroom 3 / Level 1 - Plan A Bedroom 3 / Level 1 - Plan B Master Bedroom / Level 3	Sherwin Williams 1015 Durham Dr. Houston, TX 77007 0 P (713) 861-6212 Contact Default	* See document for accent wall locations	
IP-4	Item Name: Accent Wall - SW 7019 Gauntlet Gray Finish: Flat	Dining / Level 2	Sherwin Williams 1015 Durham Dr. Houston, TX 77007 0 P (713) 861-6212 Contact Default	* See document for accent wall locations * Designer to walk space and confirm areas once drywall is up.	
IP-5	Item Name: Ceiling/Trim - SW 7005 Pure White Finish: Semi Gloss	Bath 2 / Level 3 Bath 3 / Level 1 Bedroom 2 / Level 3 Bedroom 2 Closet / Level 3 - Plan A Bedroom 2 Closet / Level 3 - Plan B Bedroom 3 / Level 1 - Plan A Bedroom 3 / Level 1 - Plan B Bedroom 3 Closet / Level 1 Dining / Level 2 Foyer / Level 1 Hallway / Level 3 Kitchen / Level 2 Living / Level 2 Master Bath / Level 3 Master Bedroom / Level 3 Master Closet / Level 3 Pantry / Level 2 - Plan A Pantry / Level 2 - Plan B Powder / Level 2 - Plan A Utility / Level 2 - Per Plan	Sherwin Williams 1015 Durham Dr. Houston, TX 77007 0 P (713) 861-6212 Contact Default		








SPECIFICATIONS Report

Project: West 24th Street - Exhibit B

Project #:

Issue Date: 05 JAN 2015

By Item Type

Lighting					
Control #	Description	Area / Location	Manufacturer	Special Instructions	Image
LT-1	Item Name: Recessed Cans Description: Recessed Lighting w/ White Baffle	Balcony / No Locations Bath 2 / Level 3 Bath 3 / Level 1 Bedroom 2 / Level 3 Bedroom 3 / Level 1 - Plan A Bedroom 3 / Level 1 - Plan B Dining / Level 2 Exterior / Exterior Foyer / Level 1 Hallway / Level 3 Kitchen / Level 2 Living / Level 2 Master Bath / Level 3 Master Bedroom / Level 3 Powder / Level 2 - Plan A Powder / Level 2 - Plan B Utility / Level 2 - Per Plan	Universal Lights, Inc. 4711 S. Main St. Stafford, Texas 77477 USA P 2814910600 F 2814910904 Contact Ronni Cohen		
LT-2	Item Name: Fluorescent Fixture Description: 4' Wraparound Fluorescent Ceiling Fixture	Garage / Level 1	Universal Lights, Inc. 4711 S. Main St. Stafford, Texas 77477 USA P 2814910600 F 2814910904 Contact Ronni Cohen		
LT-3	Item Name: Pendant Fixture Description: 3 Lite Chandelier Model #: 839644	Kitchen / Level 2	Lighting Inc 4218 Richmond Ave Houston, Texas 77027 0 P (713) 623-6500 Contact Default		
LT-4	Item Name: Pendant Fixture Description: 1-Lt Small Lantern Model #: 757701	Powder / Level 2 - Plan A Powder / Level 2 - Plan B	Lighting Inc 4218 Richmond Ave Houston, Texas 77027 0 P (713) 623-6500 Contact Default	* Fixture to be centered over sink	
LT-5	Item Name: Flush Mount Description: Flush Mount Model #: 569689 Finish: White	Bedroom 2 Closet / Level 3 - Plan A Bedroom 2 Closet / Level 3 - Plan B Bedroom 3 Closet / Level 1 Master Closet / Level 3	Universal Lights, Inc. 4711 S. Main St. Stafford, Texas 77477 USA P 2814910600 F 2814910904 Contact Ronni Cohen		
LT-6	Item Name: Wall Mount Vanity Fixture Description: 1-Lt Wall Sconce Model #: 902735	Master Bath / Level 3	Lighting Inc 4218 Richmond Ave Houston, Texas 77027 0 P (713) 623-6500 Contact Default	* 3 installed - please see location attached.	
LT-7	Item Name: J Box	Bedroom 2 / Level 3 Bedroom 3 / Level 1 - Plan A Bedroom 3 / Level 1 - Plan B Dining / Level 2 Living / Level 2 Master Bedroom / Level 3	Universal Lights, Inc. 4711 S. Main St. Stafford, Texas 77477 USA P 2814910600 F 2814910904 Contact Ronni Cohen		

SPECIFICATIONS Report

Project: West 24th Street - Exhibit B

Project #:

Issue Date:

By Item Type

Millwork					
Control #	Description	Area / Location	Manufacturer	Special Instructions	Image
MW-1	Item Name: Baseboards Finish: SW 7042 Shoji White	Bath 2 / Level 3 Bath 3 / Level 1 Bedroom 2 / Level 3 Bedroom 2 Closet / Level 3 - Plan A Bedroom 2 Closet / Level 3 - Plan B Bedroom 3 / Level 1 - Plan A Bedroom 3 Closet / Level 1 Dining / Level 2 Foyer / Level 1 Hallway / Level 3 Kitchen / Level 2 Living / Level 2 Master Bath / Level 3 Master Bedroom / Level 3 Master Closet / Level 3 Pantry / Level 2 - Plan A Pantry / Level 2 - Plan B Powder / Level 2 - Plan A Utility / Level 2 - Per Plan	Bison 1445 W. Sam Houston Parkway N. Houston, TX 77043 USA P 832-201-1441 F 832-201-1343 Contact Phillip Perez C 281.850.4299	* 1x6" MDF S4S Baseboards/ Door Casing	
MW-2	Item Name: Door Casing	Bedroom 2 / Level 3 Bedroom 2 Closet / Level 3 - Plan A Bedroom 2 Closet / Level 3 - Plan B Bedroom 3 / Level 1 - Plan A Bedroom 3 / Level 1 - Plan B Bedroom 3 Closet / Level 1 Foyer / Level 1	Bison 1445 W. Sam Houston Parkway N. Houston, TX 77043 USA P 832-201-1441 F 832-201-1343 Contact Bobby England	* 1x6 over 1x2 with 1x4 on sides	
Plumbing					
Control #	Description	Area / Location	Manufacturer	Special Instructions	Image
PL-1	Item Name: Single Bowl Undermount Sink	Kitchen / Level 2			
PL-2	Item Name: Undermount Sink	Bath 2 / Level 3 Bath 3 / Level 1 Master Bath / Level 3			
PL-3	Item Name: Pedestal Sink Description: 24" single-hole sink basin Model #: KOHLER K-5248-1-0	Powder / Level 2 - Plan A Powder / Level 2 - Plan B			
PL-4	Item Name: Alcove Tub Description: 60" Saver Tub wit Apron, Left Hand Drain Model #: 2647.202 Finish: Arctic 011	Bath 2 / Level 3 Bath 3 / Level 1	American Standard 3600 KIRBY DRIVE Houston, Texas 77098 0 Contact Default		
PL-5	Item Name: Freestanding Tub Color: White	Master Bath / Level 3			
PL-6	Item Name: Elongated Toilet Vendor : Sterling Model # : 402215-0 Description: Windham Elongated Toilet with Pro Force Finish: White	Bath 2 / Level 3 Bath 3 / Level 1 Master Bath / Level 3 Powder / Level 2 - Plan A			









SPECIFICATIONS Report

Project: West 24th Street - Exhibit B

Project #:

Issue Date:

By Item Type

Stairs					
Control #	Description	Area / Location	Manufacturer	Special Instructions	Image
ST-1	Item Name: Stair Treads - Pre Engineered Hardwood Collection: Cosmopolitan Trendy Finish: Truffle Birch Handscraped	Stairs / Level 1 Stairs / Level 2 Stairs / Level 3			
ST-2	Item Name: Stair Risers - SW 7005 Pure White	Stairs / Level 1 Stairs / Level 2 Stairs / Level 3	Sherwin Williams 1015 Durham Dr. Houston, TX 77007 0 P (713) 861-6212 Contact Default		
ST-3	Item Name: Wood Handrail Description: 1x2 Oak Handrail	Stairs / Level 1 Stairs / Level 2 Stairs / Level 3		* Stained to match floor	
ST-4	Item Name: Rake Wall Wall : See accent paint document Cap: SW 7005 Pure White	Stairs / Level 1 Stairs / Level 2 Stairs / Level 3			
Tub Splash					
Control #	Description	Area / Location	Manufacturer	Special Instructions	Image
TSP-1	Item Name: 7x36 Ceramic Tile Series: Sunwood Pro Color: Cowboy Brown Pattern: Staggered Grout: Custom Building Products #145 Light Smoke	Master Bath / Level 3			
Wall Tile					
Control #	Description	Area / Location	Manufacturer	Special Instructions	Image
WT-1	Item Name: 3x6 Porcelain Tile FLAT Series: Up & Down Color: Brite White Pattern: Stacked Grout: White	Bath 3 / Level 1		* Bring tile to the ceiling <div>white grout</div>	
WT-2	Item Name: 3x6 Porcelain Tile FLAT Series: Up & Down Color: Brite White Pattern: Staggered Grout: White	Bath 2 / Level 3		* Bring tile to the ceiling <div>White grout</div>	
WT-3	Item Name: 3x6 Porcelain Tile Series: Solid In Design Color: Graphite Gloss Pattern: Staggered Grout: Custom Building Products #11 Snow White	Master Bath / Level 3		* Bring tile to the ceiling	

No guarantee is made that the features, amenities, layouts, views, materials and facilities depicted by photos, renderings and/or sketches or otherwise described herein will be provided, or, if provided, will be of the same type, size or nature as depicted or described, and you shall not rely on the information contained herein. Renderings, photos and