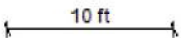
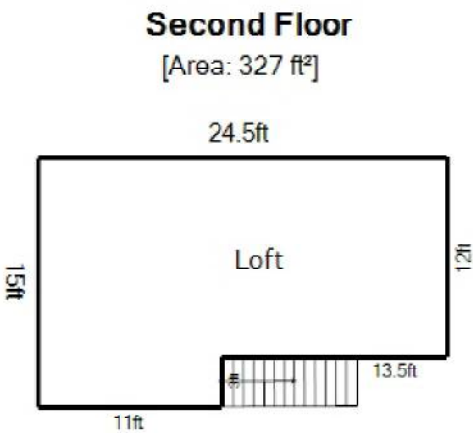
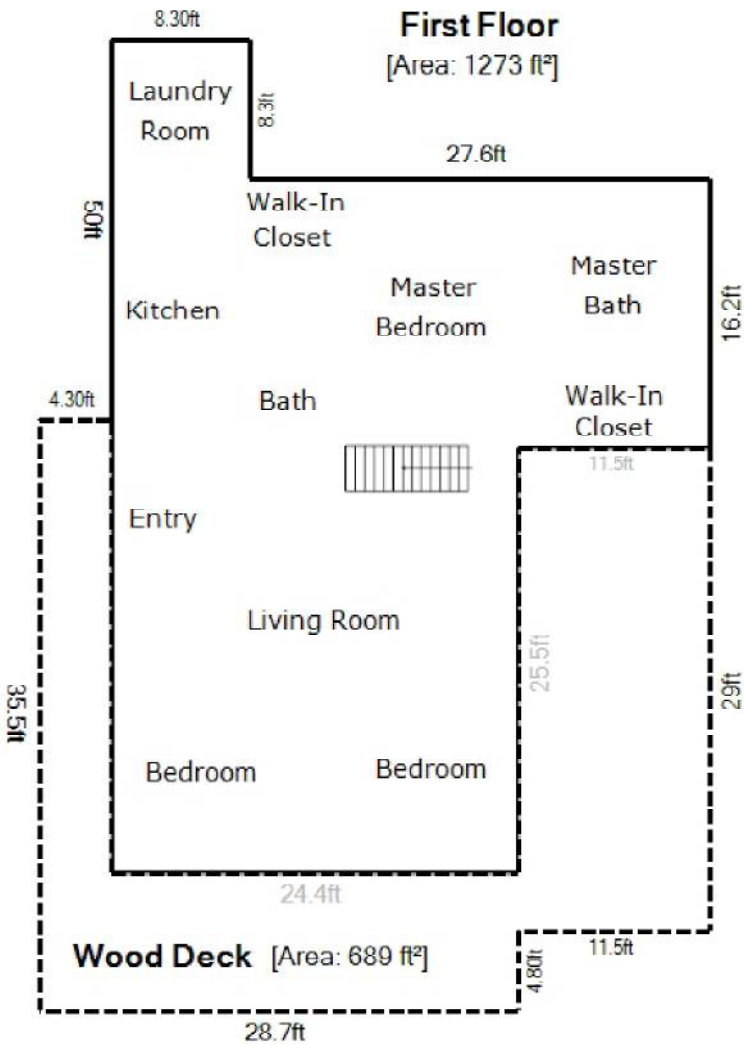


FLOORPLAN SKETCH

Borrower:		File No.:	10060Crescent
Property Address: 10060 Crescent Dr		Case No.:	
City: Montgomery	State: TX	Zip: 77316	
Lender:			

Sketch



Living Area		Area Calculation			
First Floor	1272.67 ft²	First Floor			x 1.00 = 1272.67 ft²
Second Floor	327.00 ft²		11.5ft x 16.2ft x 1.00 =	186.3 ft²	
Nonliving Area			8.3ft x 8.30ft x 1.00 =	68.89 ft²	
Wood Deck	688.67 ft²		41.7ft x 24.4ft x 1.00 =	1017.48 ft²	
		Second Floor			x 1.00 = 327.00 ft²
			13.5ft x 12ft x 1.00 =	162 ft²	
			15ft x 11ft x 0.50 =	82.50 ft²	
			15ft x 11ft x 0.50 =	82.50 ft²	
Total Living Area (rounded):		1600 ft²			