

Paint Selections
No choice needed

Whole House - Walls and Ceiling Paint:
SW First Star 7646
(Standard)

Whole House Trim:
SW Extra White 7006
(Standard)

Main Flooring
Choose Option 1, 2 or 3



Wood Floor Option 1
Engineered: Staffington
Stain: Iron Birch
(group 3 upgrade)



Rigid Core LVP Floor Option 3
Style: Radcliff
Color: Gray Waters
(group 3 upgrade)



Pattern: Laid Straight
(Standard)



Tile Floor Option 2
Style: Titus Hills
Color: Calacatta
Size: 12x24
(group 5 upgrade)
Grout 949 Silverado

Carpet Selections
No choice needed

Whole House Carpet:
Challenger - 936 Silver Splendor
(group 2 upgrade)

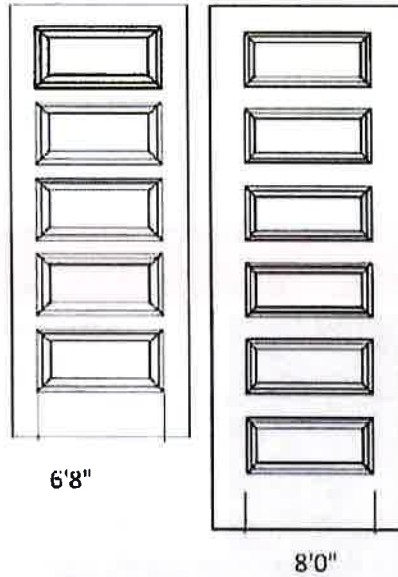
Cushion: Vegas (upgrade)





Interior Doors
No choice needed

Spec 1 Matrix



Door Hardware
No choice needed



Barcelona Handleset
Satin Nickel (Upgrade)



Stratus Knob
Satin (standard)

Kitchen Appliance Package
Choose Option 1, 2, or 3

- Option 1 (upgrade)
GEAP - 0201 - 0208
Slide-In Stainless Steel
4 Burner Range



Model#: JGB635REKSS
GE® 30" Free-Standing Gas Range



Model#: GSD3360KSS
GE® Built-In Dishwasher



Model#: JVM3162RJSS
GE® 1.6 Cu. Ft. Over-the-Range Microwave Oven

- Option 2 (upgrade)
GEAP - 0301
Stainless Steel - 4 Burner Cooktop
With oven below cooktop & microwave above cooktop



Model#: JGP3530SLSS
GE® 30" Built-In Gas Cooktop



Model#: JT3000SFSS
GE® 30" Built-In Single Wall Oven




Model#: GDF520PSJSS
GE® Dishwasher with Front Controls



Model#: JVM3162RJSS
GE® 1.6 Cu. Ft. Over-the-Range Microwave Oven

- Option 3 (upgrade)
GEAP - 0401 - 0203
Stainless Steel - 4 Burner Cooktop



Model#: JGP3530SLSS
GE® 30" Built-In Gas Cooktop



Model#: JT3000SFSS
GE® 30" Built-In Single Wall Oven



Model#: GDF520PSJSS
GE® Dishwasher with Front Controls



Model#: PEB72273LS\$
GE Profile™ Series 2.2 Cu. Ft. Built-In Sensor Microwave Oven



Model#: J VX33005JSS
GE® 30" Under The Cabinet Hood




Stair Selections
No choice needed

Newel Post: 3" Chamfered Top "V-Groove"
Newel and Handrail Stain: Sherwood Ebony SW #3232
Species: Red Oak
Caps & Risers: MDF Paint Grade



Staircase Flooring: Carpet (standard)
Challenger - 936 Silver Splendor (group 2 upgrade)
Cushion: Vegas



P-10A

Iron Balusters – P-10A (standard)
Finish: Satin Black

Lighting Package for Whole House
No choice needed

Jolie Lighting Collection
Nickel (Standard)



43639 NI
2-Story Entry (As Per Plan)
9-Light, 2-Tier, 100-W
W. 28", Hgt. 28",
Ovrll. 66"



43638 NI
Dining (As Per Plan)
5-Light, 100-W
W. 22", Hgt. 18.5",
Ovrll. 57"



9033 RZ
Coach Light (As Per Plan)
1-Light, 150-W
W. 8.25", H. 17.75", Ext. 11"



Bath Vanity (As Per Plan)
2-light, 3-Light, or 4-light 100-W

LED Low-Profile Downlight
Closets, Pantry, Hallway,
Bedrooms, Entry, Dining, etc.
(As Per Plan)
15-W, 850Lm, 90 CRI, 3000K
W. 7.5", H. 1.25"

Additional LED Disks
Choose only if option should be added

- (4) LED disks to Family Room
- (1) Switch to LED disks at Family Room (upgrade)

Ceiling Fans
Choose additional rooms for pre-wires and/or fans

Additional Ceiling Fan Selection
(Standard in Family)

- Master Bedroom
- Other (List): Game room
- Other (List): _____



Additional Ceiling Fan Pre-Wire
(Standard in Family & Master Bedroom)

- Other (List): bed bed
- Other (List): 3rd bed
- Other (List): patio

Kitchen Countertops
Choose option 1 or 2



Option 1
Granite
Cipollino
(group 5 upgrade)

Option 2
Omega Stone
Zebrino
(group 1 upgrade)

Kitchen Backsplash
Choose option 1 or 2

Option 1
Style: Specialty Belmont Diamond Blend Mesh
Niveous
(group 23 upgrade)
Grout 949 Silverado



Full Mosaic Horizontal

Option 2
Style: Uptown Glass Hexagon Mosaic (12x12 mesh)
Color: UP23 Carrera
Size: 1x1
(group 19 upgrade)
Grout 949 Silverado



Full Mosaic Horizontal

Plumbing
Choose option 1 or 2




Option 1
Camerist Spot Resist Finish
(upgrade)



Option 2
Arbor Spot Resist Finish
(upgrade)

Sink
No Choice needed




Mirado 209 50/50 Stainless Steel Finish
Undermount
(upgrade)



Cabinet Door Style
Choose option 1 or 2



Option1
Alpine Flat Panel
Smoke
(upgrade)




Option 2
Alvarado Flat Panel
Linen
(upgrade)

Cabinet Accessory
Only choose if the option should be added



Pot and Pan Drawers – Below Cooktop
(not available with range or gourmet kitchen #1 appliance packages)
(upgrade)

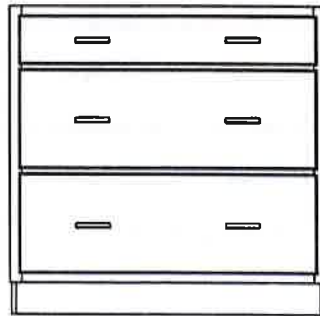
Cabinet Door Style
Choose option 1 or 2



Option 1
Tahoe Flat Panel
Cherry Slate
(upgrade)

Option 2
Tahoe Flat Panel
Linen
(upgrade)

Cabinet Accessory
Only choose if the option should be added



Pot and Pan Drawers – Below Cooktop
(not available with range or gourmet kitchen #1 appliance packages)
(upgrade)

Countertops
No choice needed




White Cultured Marble (standard)


Tile Flooring
Choose between layout options 1 or 2



Style: Titus Hills
Color: Calacatta
Size: 12x24
(group 5 upgrade)
Grout 949 Silverado



Tile Layout option 1
Straight Lay
(standard)




Tile Layout option 2
Flooring laid 33% offset
Upgrade


Shower Walls
Choose between layout options 1 or 2



Style: Titus Hills
Color: Calacatta
Size: 12x24
(group 5 upgrade)
Grout 949 Silverado
Shower Floor: Tile cut to 4x4
If optional mudset is added



Tile Layout option 1
Straight Lay – no accent
(standard)




Tile Layout option 2
Staggered 33% horizontally
(upgrade)

Countertops
No choice needed




White Cultured Marble (standard)


Tile Flooring
Choose between layout options 1 or 2



Style: Avondale
Color: Castle Rock
Size: 12x12
(group 4 upgrade)
Grout 949 Silverado



Tile Layout option 1
Straight Lay
(standard)




Tile Layout option 2
Flooring laid 33% offset
Upgrade

Shower Walls
Choose between layout options 1 or 2



Style: Avondale
Color: Castle Rock
Size: 12x12
(group 4 upgrade)
Grout 949 Silverado
Shower Floor: Tile cut to 4x4
If optional mudset is added

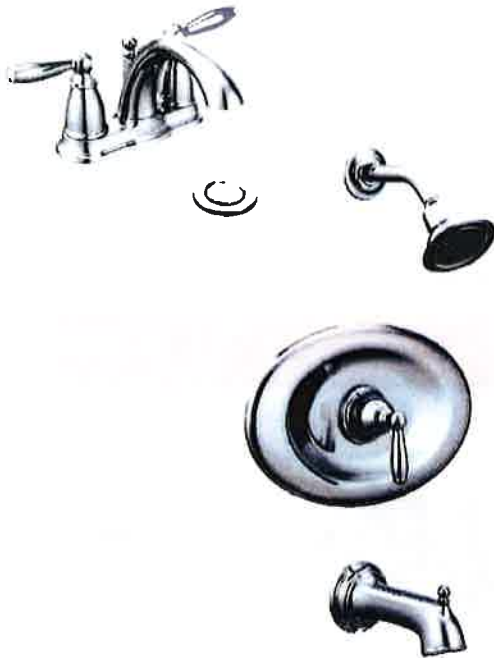


Tile Layout option 1
Straight Lay - no accent
(standard)



Tile Layout option 2
Staggered 33% horizontally
(upgrade)

Plumbing and Hardware
Choose option 1 or 2.



- Option 1
Brantford Chrome 4" Faucet
With Brantford Chrome shower and tub fixtures
(standard)

Bath hardware chrome
With chrome shower enclosure
(standard)

- Option 2
Brantford Brushed Nickel 4" Faucet
With Brantford Brushed Nickel Shower and tub fixtures
(upgrade)

Bath hardware nickel
With nickel shower enclosure
(upgrade)

Towel Bar



Towel Bar



Towel Ring



Towel Ring



Tissue Paper



Tissue Paper





Pedestal Sink Style
No choice needed



Square pedestal sink (standard)

Powder Plumbing and Accessories
Choose option 1 or 2



Towel Ring



Towel Ring



Option 1
Brantford Chrome 4" Faucet
Chrome Towel Ring
(standard)

Option 2
Brantford Brushed Nickel 4" Faucet
Nickel Towel Ring
(upgrade)

Powder Flooring
Choose option 1, 2 or 3



Wood Floor Option 1
Engineered:
Staffington
Stain: Iron Birch
(group 3 upgrade)



Rigid Core Floor Option 3
Style: Radcliff
Color: Gray Waters
(group 3 upgrade)



Pattern: Laid Straight
(Standard)




Tile Floor Option 2
Style: Titus Hills
Color: Calacatta
Size: 12x24
(group 5 upgrade)
Grout 949 Silverado

Tile Flooring
No Choice Needed




Tile Floor
Style: Titus Hills
Color: Calacatta
Size: 12x24
(group 5 upgrade)
Grout 949 Silverado



Flooring laid in a straight
pattern
(standard)

Fireplace
No selection needed




- Option 1 –
Standard Painted Mantle with tile surround
Tile: Skybridge
Color: SY98 Gray
Size: 12 x24
(group 8 upgrade)
Grout 949 Silverado

Note: Standard tile surround = Approx. 66" High
Approx. 60" Wide



Window Coverings
No Choice Needed



**2" Capri-Designer
White**

