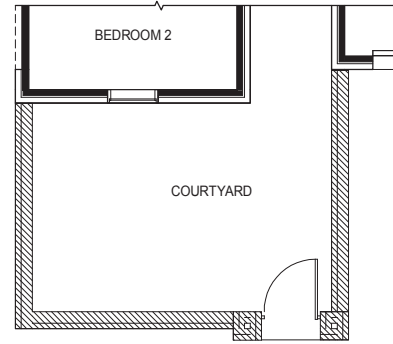
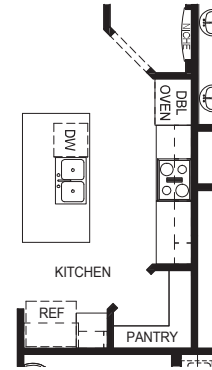


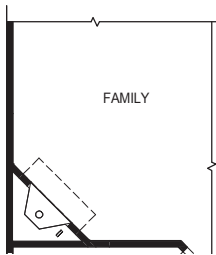
FIRST FLOOR PLAN



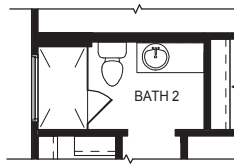
OPTIONAL COURTYARD



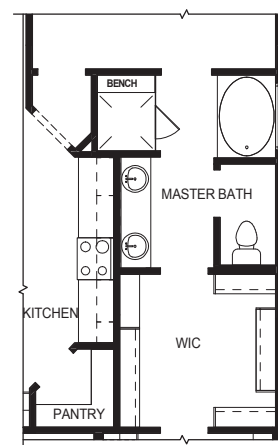
OPTIONAL BUILT-IN KITCHEN



OPTIONAL FIREPLACE



OPTIONAL BATH 2



*OPTIONAL MASTER BATH
42"X42" SHOWER AND 60"X42" TUB*