

DESIGNER INFORMATION



BUYER NAME	SHOWCASE HOME
QUOTE	Q#33993
Plan	Scarlet
ADDRESS	77 Fermata Lane
COMMUNITY	Woodlands 50
DESIGNER	Laura Tyler
PHONE	281-664-7255
EMAIL	laurat@thedesigncenters.com
DATE	9/23/19
NOTES	

Division: Texas Houston - Homebuilding

Community: The Woodlands 50 Bldg

Lot Number: LOT 17 (370117)

Quote Number: Q-33993

Model: Scarlet D (Elevation: D)

Buyer(s):

Co-Buyer:

Address: 77 Fermata Lane, The Woodlands, TX, 77375

Swing: Left

Date Printed: 09/23/2019

Product Code	Name	Qty	List Unit Price	Total Price
(Order #: To Be Approved)				
<i>Category: Accessories</i>				
G POT0001	Gourmet 30" Pot and Pan Drawer <i>TO BE LOCATED UNDER COOKTOP</i>	1.00	\$520.00	\$520.00
<i>Category: Appliance Packages</i>				
GEAP0204	GE 30" SS 5Burner Cooktop w/BI Microwave/Oven Pkg	1.00	\$1,770.00	\$1,770.00
<i>Category: Bath 2</i>				
B2CB0002	Bath 2 Level 1 <i>Style - Tahoe Painted</i> <i>Finish - Linen</i>	1.00 <i>1</i>	\$47.00	\$47.00
<i>Category: Bath 3</i>				
B3CB0002	Bath 3 Level 1 <i>Style - Tahoe Painted</i> <i>Finish - Linen</i>	1.00 <i>1</i>	\$48.00	\$48.00

Category: Bath Hardware

HDBH0002	Taymor Bath Hardware	1.00	\$0.00	\$0.00
	<i>Finish - Chrome</i>	<i>1</i>		

Category: Blinds

WNDW0001	Window Treatment Pre-Bill	1.00	\$1,373.00	\$1,373.00
	<i>Notes - See VEO Report for Selections</i>	<i>1</i>		

Category: Custom

CUST1020	Custom Interior Specialty Option <i>Hand Rail Stain: Willow Bend #431</i>	1.00	\$0.00	\$0.00
CUST2364	Custom Countertop Option <i>SEE VEO REPORT FOR SELECTIONS</i>	1.00	\$6,035.00	\$6,035.00

Category: Electrical

ELCF0105	Ceiling Fan Speed Control <i>FOR FAMILY ROOM</i>	1.00	\$80.00	\$80.00
----------	---	------	---------	---------

Category: Flooring

TILE0001	Tile Pre-Bill	1.00	\$5,671.00	\$5,671.00
	<i>Notes - See VEO Report for Selections</i>	<i>1</i>		
CARP0001	Carpet Pre-Bill	1.00	\$1,977.00	\$1,977.00
	<i>Notes - See VEO Report for Selections</i>	<i>1</i>		
WOOD0001	Wood Pre-Bill	1.00	\$7,259.00	\$7,259.00
	<i>Notes - See VEO Report for Selections</i>	<i>1</i>		

Category: Interior Door Trim & Hardware

DRHW1101EXTG	Upgrade to Barcelona Satin Nickel Handleset	1.00	\$115.00	\$115.00
--------------	---	------	----------	----------

Category: Interior Paint

PNTH0010	Paint - Base -Whole House Interior Walls & Ceiling	1.00	\$0.00	\$0.00
	<i>Color - SW 8917 - Shell White</i>	<i>1</i>		
	<i>Ceiling Color - Same as wall color</i>			

Category: Kitchen Faucets

FXKT0202	Kitchen Faucet - Arbor - SS - 7594SRS	1.00	\$150.00	\$150.00
----------	---------------------------------------	------	----------	----------

Category: Light Fixture Packages - Lvl 1

LTPK0101	Light Pkg - Jolie	1.00	\$0.00	\$0.00
	<i>Finish - Brushed Nickel</i>	<i>1</i>		

Category: Master Bath

MCAB0002	Master Bath Level 1	1.00	\$52.00	\$52.00
	<i>Style - Tahoe Painted</i>	<i>1</i>		
	<i>Finish - Linen</i>			

Category: Opt Gourmet Kitchen

KCAB2001	Gourmet Kitchen #2 w/30" cooktop Lvl 1	1.00	\$941.00	\$941.00
	<i>Style - Tahoe Painted</i>	<i>1</i>		
	<i>Finish - Linen</i>			

Category: Shower Enclosures

SHBF0001	Master Bath - Chrome Shower Door Frame	1.00	\$0.00	\$0.00
----------	--	------	--------	--------

Category: Stair Spindles

STRO0000	Balusters: Level std. Metal (satin black finish)	1.00	\$0.00	\$0.00
	<i>style - P-10A</i>	<i>1</i>		
	<i>color - Black</i>			

Category: Trim Color

PNTT0010	Paint - Base - Trim - Whole House	1.00	\$0.00	\$0.00
	<i>Color - SW 7006 - Extra White</i>	<i>1</i>		

(Order #: 1)

Category: Bathroom Options

SHNC0002	Shower Niche - 12"x18"	1.00	\$380.00	\$380.00
OWNB0121	Opt. Shower 1 / Mud-set @ Owner's Bath	1.00	\$1,550.00	\$1,550.00

Category: Bedroom Options

OWNS0012	Opt. Extended Owner's Suite	1.00	\$5,595.00	\$5,595.00
----------	-----------------------------	------	------------	------------

Category: Ceiling Fans

EFPW0001	Ceiling Fan Pre-Wire	5.00	\$140.00	\$700.00
----------	----------------------	------	----------	----------

Category: Color Scheme

CLSS0005	Stucco Exterior Color Scheme #5 <i>Trim and Garage SW7022 Alpaca Stucco SW 9166 Drift of Mist</i>	1.00	\$0.00	\$0.00
----------	--	------	--------	--------

Category: Custom

ENGY0001	Energy Seal (Phase 2)	1.00	\$0.00	\$0.00
----------	-----------------------	------	--------	--------

Category: Door Options (Structural)

TRIM0015	8' Interior Doors Upgrade - Level 3 Specs	1.00	\$2,150.00	\$2,150.00
DREX0980	Opt 9' x 8' Sliding Glass Doors	1.00	\$6,250.00	\$6,250.00
FDOP0001	8 Foot Single Front Door Option	1.00	\$850.00	\$850.00

Category: Electrical

ELPN0001	Electrical Panel in Garage	1.00	\$850.00	\$850.00
GDOR0001	Garage Door Opener (per door)	1.00	\$395.00	\$395.00

Category: Exterior Options (Structural)

ODLV1000	Opt Cvd Outdoor Living 1	1.00	\$5,250.00	\$5,250.00
----------	--------------------------	------	------------	------------

Category: Front Doors

FRDW3621	**REQUIRES STRUCTURAL OPTION FDOP0001** 8' SQ. TOP 3/4 LITE 8 LITE MAHOGANY 36" WIDE	1.00	\$230.00	\$230.00
	<i>MATERIAL - FINISH - MAHOGANY - WINTER WHITE</i>	1		
	<i>GLASS - DESIGN STYLE - LARGE FLEMISH</i>			

Category: General Room Options

WDTK0001	Window Package Turnkey	1.00	\$0.00	\$0.00
GRMT2000	Gourmet Kitchen 2 - Cooktop /Hood/BI Oven/Micro	1.00	\$350.00	\$350.00

Category: Gutters

ODLV1000GT	Full Gutters at Outdoor Living Option 1	1.00	\$225.00	\$225.00
------------	---	------	----------	----------

GUTT0002	Full Gutters	1.00	\$1,450.00	\$1,450.00
----------	--------------	------	------------	------------

Category: Interior Door Trim & Hardware

DRHW1209PKGG	Upgrade to Stratus Satin Nickel Knobs	1.00	\$0.00	\$0.00
--------------	---------------------------------------	------	--------	--------

Category: Interior Options (Structural)

TRAY1000	Opt Tray Ceiling @ Owner's Suite	1.00	\$695.00	\$695.00
----------	----------------------------------	------	----------	----------

TRAY3000	Opt Tray Ceiling @ Dining Room	1.00	\$595.00	\$595.00
----------	--------------------------------	------	----------	----------

Category: LVL 1 Fix - Sec. Bath

PFSB0106	Sec. Bath - 1 Sink - Brantford - 4" - Chrome	1.00	\$0.00	\$0.00
----------	--	------	--------	--------

Category: Landscape

SODB0001	Backyard Sod	1.00	\$1,095.00	\$1,095.00
----------	--------------	------	------------	------------

IRIG0000	Irrigation Sprinkler System	1.00	\$3,300.00	\$3,300.00
----------	-----------------------------	------	------------	------------

Category: Multiple Mechanicals

QUCK0001	Quick Flash Products	1.00	\$0.00	\$0.00
----------	----------------------	------	--------	--------

Category: Plumbing Accessories

WTSF0000	DUPURE - SINGLE STAGE FILTER W/STD SPIGOT	1.00	\$0.00	\$0.00
----------	---	------	--------	--------

Category: Plumbing Accessories - Ground

PGAS0001	Gas Stub Out	2.00	\$375.00	\$750.00
----------	--------------	------	----------	----------

PLWR0001	Plumbing Sink Rough In Only	1.00	\$870.00	\$870.00
----------	-----------------------------	------	----------	----------

Category: Special Custom

PRST0001	Pre-Start Tasks	1.00	\$0.00	\$0.00
----------	-----------------	------	--------	--------

CMAD0000	Community Requirements	1.00	\$0.00	\$0.00
----------	------------------------	------	--------	--------

Category: Stone

EFST0001	Stone Standard Level 1	1.00	\$0.00	\$0.00
----------	------------------------	------	--------	--------

Color - Prairie Cream Chop

1

Mortar - Khaki

Category: Stucco Options

VNSC0010	Stucco ilo Siding @ Sides - First Floor Only	1.00	\$0.00	\$0.00
VNSC0012	Stucco ilo Siding @ Sides - Second Floor Only	1.00	\$0.00	\$0.00
VNSC0020	Stucco ilo Siding @ Rear - First Floor Only	1.00	\$0.00	\$0.00
VNSC0022	Stucco ilo Siding @ Rear - Second Floor Only	1.00	\$0.00	\$0.00

Sub Total	\$59,568.00
Lot Premium	\$14,200.00
Base Price	\$357,990.00
Option Total	\$59,568.00
Incentive Given	\$0.00
Total Purchase Price	\$431,758.00

CANCELLED OPTIONS

Product Code	Name	Qty	List Unit Price	Total Price
<i>Category: Appliance Packages</i>				
GEAP0201	GE 30" Stainless Freestanding Gas Range Appl Pkg	1.00	\$0.00	\$0.00
<i>Category: Kitchen Sinks</i>				
SINK0007	Sink - 8" - SS - 50/50 Top Mount	1.00	\$0.00	\$0.00

This system-generated *Proposal* is provided to a prospective buyer and/or its Broker/Agent outside of and not made a part of the Purchase Agreement: (1) all information as of the date indicated remains subject to change at any time without notice or obligation; and (2) is for illustrative and informational purposes only for preliminary discussions for prospective buyer's convenience. No guarantee or representation is made or implied as to availability, manufacturer, style, size, color, number, pricing and other factors installed in the completed home and/or subject to applicable incentives (if any) affecting pricing, all of which Seller reserves the right to modify. Refer to the final executed Purchase Agreement and its attached Addenda (inclusive of any post-purchase amendments thereto) and the specific Community's Standard Features List for complete details. Equal Housing Builder.

BUYER: 77 Fermata Lane SPEC	DESIGNER: Laura Tyler	SALES COUNSELOR: Other/Unknown	CATALOG DATE: 9/23/2019 2:07:39 PM	JOB NUMBER: Q#33993	
ADDRESS: 77 Fermata Lane	LOT / BLOCK:	COMMUNITY: Woodlands 50	SERIES: Series 5 (2)	PLAN: Scarlet	ELEV: NA

Countertops


FABRICATED CTOPS




Bath 2 and 3 standard white cultured marble
 Area: Bath 2 and 3
 Price: \$0.00 (x) 1
 Extended Price: \$0.00

- Opt Grmt Kitchen 2 w/Cooktop Opt/Island


Level 4 Granite, Omegastone, Artisan and Specilaty Stone



Countertop Color:
 3cm Fin Granite - Sesame Gold
 Id: OG0SGF3/1



Countertop Edge:
 Bevel Edge - 1 1/4" - Stone (34)
 Id: BES2



Sink:
 Mirado HA100 Hand Made - Stainless
 Steel U/M Sink
 Id: OHA100/1


Area Subtotal(s) Opt Grmt Kitchen 2 w/Cooktop Opt/Island: **\$3,921.67**

- Owners Bath Seat w/Opt Bench At Shower

Level 5 Granite, Omegastone, Artisan and Specilaty Stone



Countertop Color:
2cm Fin Omega Stone - Palladio
Id: OOMS2CM/PLD



Countertop Edge:
Waterfall Edge - 1 1/2" - Stone (43)
Id: WES3

Area Subtotal(s)

Owners Bath Seat w/Opt Bench At Shower: **\$433.33**

• Owners Bath Vanity

Level 5 Granite, Omegastone, Artisan and Specilaty Stone



Countertop Color:
2cm Fin Omega Stone - Palladio
Id: OOMS2CM/PLD



Countertop Edge:
Waterfall Edge - 1 1/2" - Stone (43)
Id: WES3



Sink:
Mirado China Bowl 1519 - White
Id: OMRDOCHINA/1

Area Subtotal(s)

Owners Bath Vanity: **\$1,680.00**

FABRICATED CTOPS SUBTOTAL: **\$6,035.00**

Countertops Total: \$6,035.00

Flooring

CARPET

- All Carpeted Areas -A,B,C,D
- Dining Credit
- Gathering Credit
- Opt Ext Master Bedroom

Carpet Level 3



Carpet Color:
Featured Attraction - 728 Shimmer
 Id: 1BP67A/728



Carpet Cushion:
Stainmaster Deluxe (.450) 8 lb Pad
 Id: 1Stainmaster/1

Area Subtotal(s)

All Carpeted Areas -A,B,C,D: **\$2,361.81**
 Dining Credit: **(\$176.13)**
 Gathering Credit: **(\$303.64)**
 Opt Ext Master Bedroom: **\$94.63**

CARPET SUBTOTAL: \$1,976.67


TILE

- Bath 2 • Bath 3


Floor Tile Level 4



Tile Color:
Parkway 12x12 - PK95 Cream
 Id: 6PK12/PK95



Pattern:
Straight Lay
 Id: 6




Grout Color:
TEC Power Grout - #909 Sterling
 Id: TTECPG/909

Area Subtotal(s)


Bath 2: **\$101.54**
 Bath 3: **\$76.93**

- Laundry


Floor Tile Level 7



Tile Color:
Skybridge 12x24 - SY95 Off White
 Id: 6SK124/SY95



Pattern:
Straight Lay Rectangle Front to Back
 Id: 737




Grout Color:
TEC Power Grout - #909 Sterling
 Id: TTECPG/909

Area Subtotal(s)


Laundry: **\$424.04**

• **Owners Bath**


Floor Tile Level 7



Tile Color:
Skybridge 12x24 - SY95 Off White
 Id: 6SK124/SY95



Pattern:
Rectangular Staggered (Side to Side)
 Id: 721




Grout Color:
TEC Power Grout - #909 Sterling
 Id: TTECPG/909

Area Subtotal(s)


Owners Bath: **\$962.50**

• **Owners Bath Shower Floor**

Floor Tile Level 7



Tile Color:
Skybridge 12x24 - SY95 Off White
 Id: 6SK124/SY95



Pattern:
Straight Lay
 Id: 6



Grout Color:
TEC Power Grout - #909 Sterling
 Id: TTECPG/909

Owners Bath Shower Floor

cut down to a 4x4

Area Subtotal(s)

Owners Bath Shower Floor: **\$138.46**

TILE SUBTOTAL: \$1,703.47


WOOD

- Dining • Foyer • Garage Entry • Gathering • Half Bath • Kitchen/Casual Dining

Wood Level 2



Wood Color:
Weatherby Birch 5" - Tobacco
 Id: 323509/97



Pattern:
Wood Front to Back
 Id: 719

Area Subtotal(s)

Dining: **\$1,325.36**
 Foyer: **\$628.75**
 Garage Entry: **\$150.83**
 Gathering: **\$3,399.30**
 Half Bath: **\$157.92**
 Kitchen/Casual Dining: **\$1,596.67**

WOOD SUBTOTAL: \$7,258.83

Flooring Total: \$10,938.97

Walls


TILE

- Bath 2 Tub Splash • Bath 3 Tub Splash


Wall Tile Level 4



Tile Color:
Parkway 12x12 - PK95 Cream
Id: 6PK12/PK95



Pattern:
Straight Lay
Id: 54



Grout Color:
TEC Power Grout - #909 Sterling
Id: TTECPG/909


Area Subtotal(s)

Bath 2 Tub Splash: **\$212.31**

Bath 3 Tub Splash: **\$212.31**

• Opt Grmt Kitchen 2 Back Splash


Wall Tile Level 22



Tile Color:
Millennium Harlequin Mosaic (9x12.4 Mesh) - Snow
Id: 6MIH/SN



Pattern:
Full Mosaic Vertical
Id: 779




Grout Color:
TEC Power Grout - #909 Sterling
Id: TTECPG/909

Area Subtotal(s)


Opt Grmt Kitchen 2 Back Splash: **\$1,063.33**

• Owners Bath Shower Stall to Clg w/Opt Bench/1 Seat

Wall Tile Level 7



Tile Color:
Skybridge 12x24 - SY95 Off White
 Id: 6SK124/SY95



Pattern:
S 122
 Id: 761



Accent LinFt:
Stone Decorative Accents Polished Mosaic (12x12 Mesh) 5/8x1 - DA90 Panaro B
 Id: 6SDBJ/DA90

↳ Accent Size: 6" Height



Grout Color:
TEC Power Grout - #909 Sterling
 Id: TTECPG/909

Owners Bath Shower Stall to Clg w/Opt Bench/1 Seat

↳ lay accent vertically. to be installed at wall across from shower door

Area Subtotal(s)

Owners Bath Shower Stall to Clg w/Opt Bench/1 Seat: **\$2,479.81**

TILE SUBTOTAL: \$3,967.76


Walls Total: \$3,967.76

Window Coverings

BLINDS & SHUTTERS

- Front Elevation D
- Sides & Rear

Cordless Capri



Blind Color:
Cordless 2" Capri - Designer White
 Id: BCordless02/DW

Area Subtotal(s)

Front Elevation D: **\$439.83**

Sides & Rear: **\$932.83**

BLINDS & SHUTTERS SUBTOTAL: \$1,372.66

Window Coverings Total: \$1,372.66

ADDRESS: 77 Fermata Lane

BUYER: 77 Fermata Lane SPEC

INITIAL:

INITIAL:

EFFECTIVE DATE: 8/19/2019


PAGE: 8 of 8




Flooring

TILE

- Bath 2
- Bath 3



Tile Color: Parkway 12x12 - PK95 Cream
Id: 6PK12/PK95




Pattern: Straight Lay




Grout Color: TEC Power Grout - #909 Sterling
Id: TTECPG/909


• Laundry



Tile Color: Skybridge 12x24 - SY95 Off White
Id: 6SK124/SY95




Pattern: Straight Lay Rectangle Front to Back




Grout Color: TEC Power Grout - #909 Sterling
Id: TTECPG/909


• Owners Bath



Tile Color: Skybridge 12x24 - SY95 Off White
Id: 6SK124/SY95





Pattern: Rectangular Staggered (Side to Side)




Grout Color: TEC Power Grout - #909 Sterling
Id: TTECPG/909

• Owners Bath Shower Floor


↳  cut down to a 4x4



Tile Color: Skybridge 12x24 - SY95 Off White
Id: 6SK124/SY95




Pattern: Straight Lay



Grout Color: TEC Power Grout - #909 Sterling
Id: TTECPG/909

WOOD

- Dining
- Foyer
- Garage Entry
- Gathering
- Half Bath
- Kitchen/Casual Dining




Wood Color: Weatherby Birch 5" - Tobacco
Id: 323509/97

Pattern: Wood Front to Back

Walls

TILE

- Bath 2 Tub Splash
- Bath 3 Tub Splash




Tile Color: Parkway 12x12 - PK95 Cream
Id: 6PK12/PK95

Pattern: Straight Lay




Grout Color: TEC Power Grout - #909 Sterling
Id: TTECPG/909


• Opt Grmt Kitchen 2 Back Splash



Tile Color: Millennium Harlequin Mosaic (9x12.4 Mesh) - Snow
Id: 6MIH/SN




Pattern: Full Mosaic Vertical




Grout Color: TEC Power Grout - #909 Sterling
Id: TTECPG/909

• Owners Bath Shower Stall to Clg w/Opt Bench/1 Seat

↳  lay accent vertically. to be installed at wall across from shower door




Tile Color: Skybridge 12x24 - SY95 Off White
Id: 6SK124/SY95



Pattern: S 122



Accent LinFt: Stone Decorative Accents Polished Mosaic (12x12 Mesh) 5/8x1 - DA90 Panaro B
Id: 6SDBJ/DA90



Pattern: S 122

↳  Accent Size: 6" Height



Grout Color: TEC Power Grout - #909 Sterling
Id: TTECPG/909



Buyer Selections Summary

Taylor Morrison - Houston - 9/23/2019 4:09:06 PM

BUYER: 77 Fermata Lane SPEC	DESIGNER: Laura Tyler	SALES COUNSELOR: Other/Unknown	CATALOG DATE: 9/23/2019 2:07:39 PM	JOB NUMBER: Q#33993	
ADDRESS: 77 Fermata Lane	LOT / BLOCK:	COMMUNITY: Woodlands 50	SERIES: Series 5 (2)	PLAN: Scarlet	ELEV: NA

SELECTIONS SUMMARY **TOTAL: \$22,314.39**

Countertops	\$6,035.00
Flooring	
↳ Carpet	\$1,976.67
↳ Tile	\$1,703.47
↳ Wood	\$7,258.83
Walls	\$3,967.76
Window Coverings	\$1,372.66

Printed Name: _____ Signature: _____ Date: _____

Printed Name: _____ Signature: _____ Date: _____

Flooring Redline Report

TAYLOR MORRISON HOU
 Plan: Scarlet
 Revision: 05/11/18 (01/31/18)

33993 - Woodlands 50
 Series 5 -
 77 Fermata Lane/ELEV D



C = Carpet
 F = Tile
 W = Wood

Accepted By: _____

Date: _____

WBS FAUCET HOLE DRILL SHEET

FAX: _____

PHONE: _____

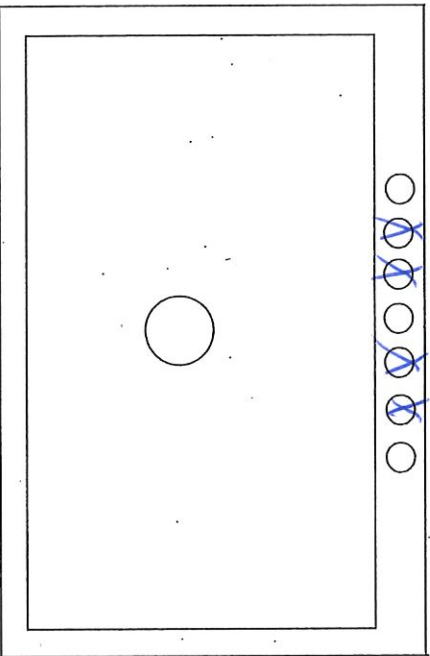
ADDRESS: 77 Fermata Lane

BUILDER: Taylor Morrison

Builder Signature: _____

Put an "X" in each hole you DO NOT want.

Mirado HA100 Handmade



All Faucet Holes are drilled to 4" centers, unless otherwise specified.



FAX:
PHONE:

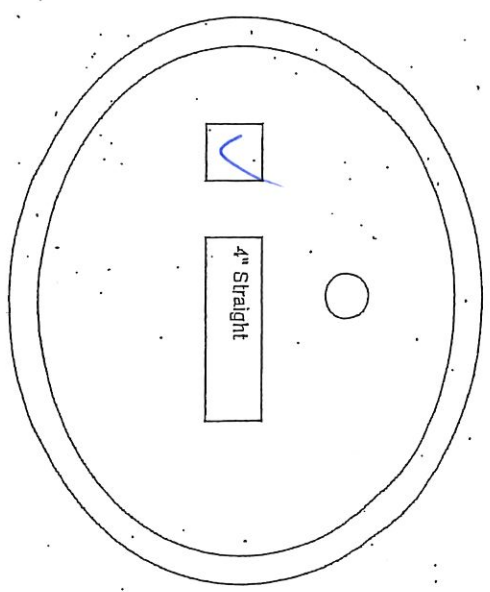
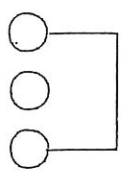
ADDRESS: 77 Fermata Lane
BUILDER: Taylor Morrison

Builder Signature: _____

Put an "X" in each hole you DO NOT want.



Mirado 1519



Master Buts

All Faucet Holes are drilled to 4" centers, unless otherwise specified.

JGP5030DL/SL

GE® 30" Built-In Gas Cooktop

DIMENSIONS AND INSTALLATION INFORMATION

AGA REQUIREMENT: All gas cooktop models require 7/16" free area below cooktop height to combustible material. Requires 18" minimum from countertop to adjacent overhead cabinets.

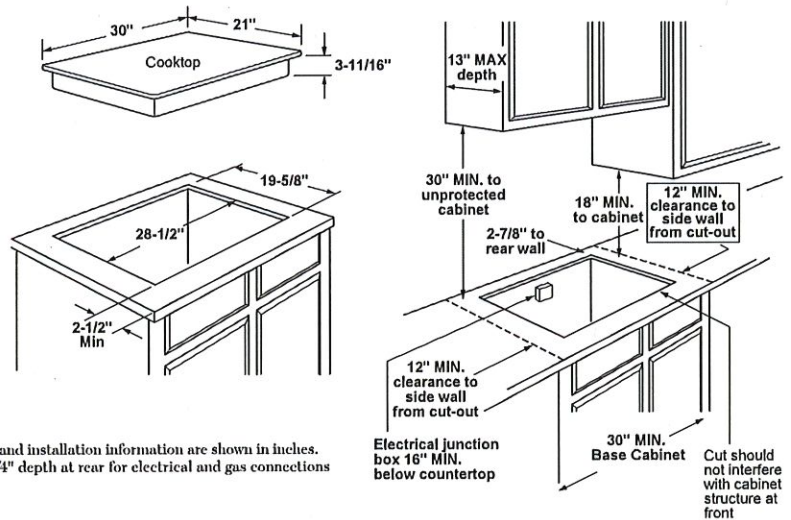
NOTE: If installing with a GE Profile™ Telescopic Downdraft System, consult both cooktop and downdraft installation instructions packed with product before installing. Cooktop gas/electric supply may need to be re-routed to install downdraft.

ELECTRICAL RATING: 120V, 60Hz, 5A

INSTALLATION WITH SINGLE WALL OVEN INFORMATION:

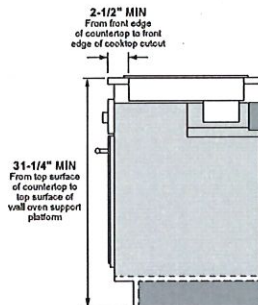
30" Gas Cooktops are approved for use over select GE 27" and 30" Wall Ovens and Warming Drawers. 30" and 36" Gas cooktops are approved for use over select 30" Wall Ovens and Warming Drawers. Refer to cooktop and wall oven/warming drawer installation instructions packed with product for current dimensional data.

INSTALLATION INFORMATION: Before installing, consult installation instructions, packed with product, for current dimensional data.



Dimension and installation information are shown in inches.
*Allow 5-3/4" depth at rear for electrical and gas connections

INSTALLATION ABOVE A WALL OVEN



For answers to your Monogram, GE Café™ Series, GE Profile™ Series or GE Appliances product questions, visit our website at geappliances.com or call GE Answer Center® Service, 800.626.2000.



Specification Revised 1/18

JGP5030DL/SL

GE® 30" Built-In Gas Cooktop

FEATURES AND BENEFITS

30" cooktop with 5 burners – Enjoy ultimate cooktop flexibility and more cooking space with 5 sealed burners

Heavy-cast, edge-to-edge grates – Allow for easy movement of pans between burners

15,000 BTU Power Boil burner – Delivers high heat for fast boiling

Precise Simmer burner – Delicate foods don't burn with low, even heat

Sealed cooktop burners – Contains spills and make cleaning quick and easy

Heavy-duty, dishwasher safe grates – Easily and safely clean grates in the dishwasher

Optional extra-large, integrated cooktop griddle – Eliminate the need for extra cookware and enjoy an optional built-in cooking surface for pancakes, grilled cheeses and other favorites. Order part number JXGRIDL230

MAX burner system – Delivers the same maximum BTU power to propane and natural gas cooktops

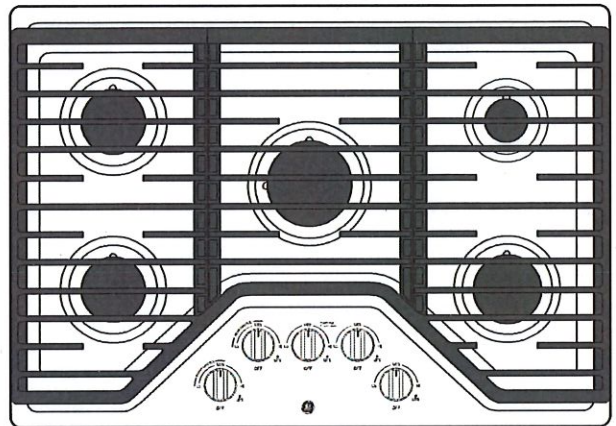
Model JGP5030DLBB – Black

Model JGP5030SLSS – Stainless steel

GUARANTEED FIT

Replacing a similar cooktop from GE or another brand? GE cooktops are guaranteed for an exact fit to make replacement easy

Visit geappliances.com for more info





GE APPLIANCES
a Haier company

GEAP-0204 / GEAP-0402




Model#: JGP5030SLSS
GE® 30" Built-In Gas Cooktop

- Approx Dimensions (HxDxW):
5 1/2 in X 21 in X 30 in
- Fit Guarantee - Replacing a similar cooktop from GE Appliances or another brand? GE cooktops are guaranteed for an exact fit or GE Appliances will pay up to \$100 toward modifications.
 - 30" cooktop with 5 burners - Enjoy ultimate cooktop flexibility and more cooking space with 5 sealed burners
 - Heavy-cast, edge-to-edge grates - Allow for easy movement of pans between burners
 - 15,000 BTU Power Boil burner - Delivers high heat for fast boiling




Model#: JTS5000SNSS
GE® 30" Built-In Convection Single Wall Oven

- Approx Dimensions (HxDxW):
28 5/8 in X 26 3/4 in X 29 3/4 in
- Fit Guarantee - Replacing a similar wall oven from GE Appliances or another brand? GE wall ovens are guaranteed for an exact fit or GE Appliances will pay up to \$300 toward modifications.
 - True European Convection - Achieve faster and more even results with a convection fan and third heating element that circulates air for more efficient cooking



Model#: PEB7227ANDD with JX7230SLSS Trim Kit
GE Profile™ Series 2.2 Cu. Ft. Built-In Sensor Microwave Oven

- Approx Dimensions (HxDxW):
14 in X 19 3/4 in X 24 1/8 in
- Glass touch controls - Features a smooth glass design that is easy to operate and easy to clean
 - 2.2 cu. ft. capacity - 1100 watts (IEC-705 test procedure)
 - Sensor cooking controls - Automatically adjusts time and power for delicious cooking results
 - Weight and time defrost - Defrosting times and power levels are programmed by weight or manually for optimal results



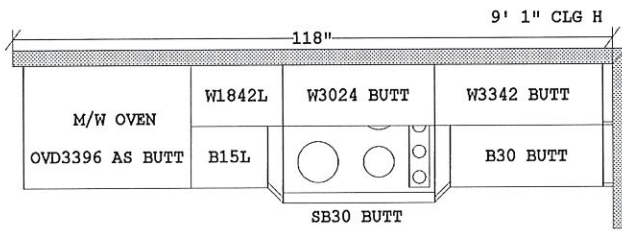
Model#: GDT635HSMSS
GE® Hybrid Stainless Steel Interior Dishwasher with Hidden Controls

- Approx Dimensions (HxDxW):
34 in X 24 in X 23 3/4 in
- WiFi - Monitor performance, check status and automatically reorder detergent using your mobile device.
 - Dry Boost™ - Gets hard-to-dry items up to 3 times drier than heated dry cycles *Compared to heated dry option
 - 4 Bottle Wash Jets - Clean hard-to-reach areas inside tall items with up to 4 dedicated jets integrated into the upper rack that shower water deep inside for the ultimate clean
 - Wash Zones - Wash a true half-load in either the upper or lower rack without sacrificing cycles and options available on a full wash



Model#: JVX5300SJSS
GE® 30" Under The Cabinet Hood

- Approx Dimensions (HxDxW):
5 1/2 in X 20 in X 29 7/8 in
- Easy installation - 10 minutes or less by one person
 - Four-speed with boost, 310-CFM venting system - Removes smoke, grease, odors and moisture
 - Electronic backlit controls - Add a sophisticated look with this up-front, easy-to-use display
 - Dual halogen lighting with nightlight - Enjoy better visibility with a brightly lit cooktop and surrounding surface - bulbs included



FILL ALL VOIDS & GAPS

PANTRY

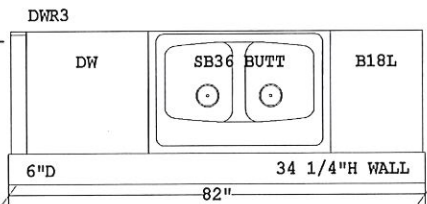
TAYLOR MORRISON - HOUSTON
 SERIES 5 - PLAN SCARLET
 G39205007 (2019-01)
 KITCHEN GOURMET #2 - 42 BI
 - 30" CKTOP
 - M/W OVEN COMBO ✓

AS / REV
 G - L

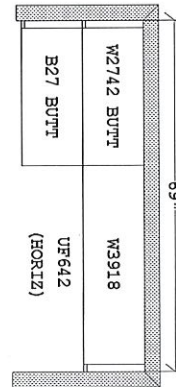
- DOORSTYLE: _____
 PARTS:
 3-UF3
 2-UF342
 1-UF642 (HORIZ)
 3-TCCM8 WD
 3-HWC 1X2X96
 5-SM8 BLD (SCRIBE)
 2-BTK8 PRT
 3-SHM8 BLD
 1-FL24 (VOIDS)
 1-COVER CAP TAN
 2-FBF E3
 2-FL36 (OVEN)
 1-UF6 (OVEN)
 1-SFRL (OVEN)
 1 SFRR (OVEN)
 25-KNOBS (FOL)

↑ Pots & Pan

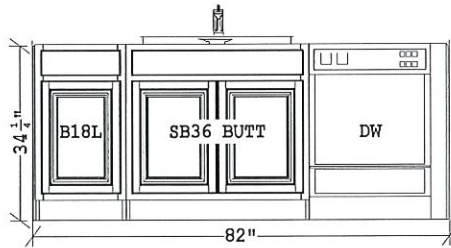
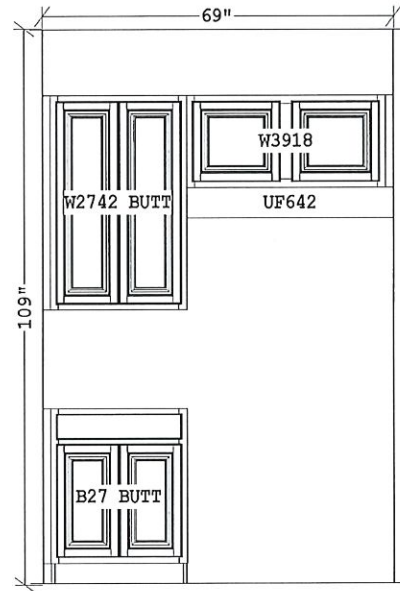
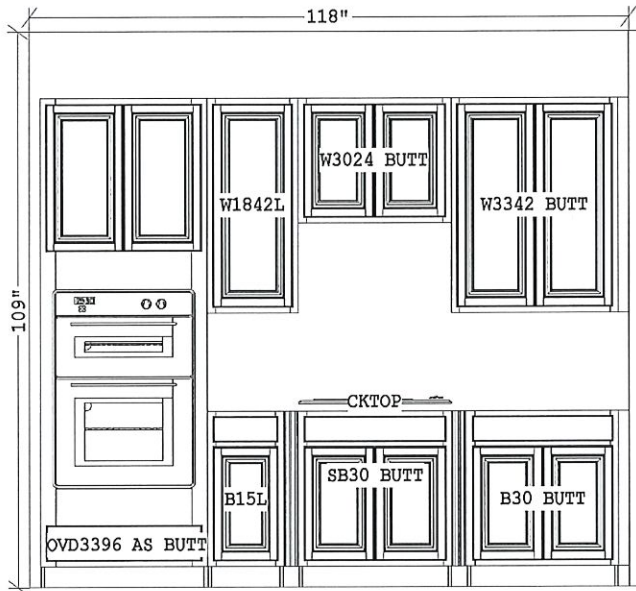
- ISLAND
 DOOR STYLE:
 PARTS:
 1-DWR3
 1-SM8 BLD
 1-BTK8 PRT
 2-SHM8 BLD
 4- KNOBS (FOL)
 1-BEP34 WD (IF GL)



*IF GLAZE FINISH ADD
 EXCEPT PAINTED MAPLE
 2-WEP42 WD
 1-BEP34 WD
 1-TEP96 WD
 1-TEP84 WD

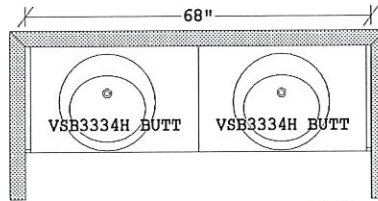


This is an original design and must not be released or copied unless job order placed. FSR: _____ DATE: _____ Page _____ of _____	TIMBERLAKE <small>CABINETS</small>	All dimensions, size designations given are subject to verification on job site and adjustment to fit job conditions. Designer: AZ CABS # _____	Designed: 01/09/19 Printed: 01/09/19
			REV 1
KIT GOURMET #2 - 42 BI WITH 30 CKTOP - MW OVEN		FLOORPLAN	Drawing #: 1
			Scale : 0 7/16" = 1'



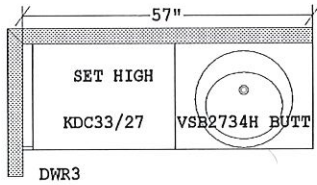
This is an original design and must not be released or copied unless job order placed. FSR: _____ DATE: _____ Page _____ of _____	TIMBERLAKE <small>CABINETS</small>	All dimensions, size designations given are subject to verification on job site and adjustment to fit job conditions. Designer: AZ CABS # _____	Designed: 01/09/19 Printed: 01/09/19
			REV 1
KIT GOURMET #2 - 42 BI WITH 30 CKTOP - MW OVEN		ELEVATION	Drawing #: 1
			Scale: 0 7/16" = 1'

TAYLOR MORRISON - HOUSTON
 SERIES 5 - PLAN SCARLET
 G39205007 (2019-01)
 OWNER'S BATH
 AS / REV
 G - L



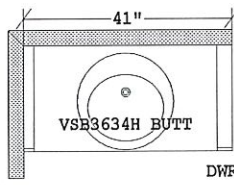
OWNER'S BATH (W/LINEN) ✓
~~OB OPT SLIDE IN TUB~~ ✓
~~OB OPT SHOWER 1 (W/ LINEN)~~ ✓ *Mus Set*
~~OB OPT WALK IN SHOWER 1~~ ✓

DOORSTYLE: _____
 PARTS:
 -OPT SLIDE IN TUB
 -OPT SHOWER 1
 -OPT WALK IN SHOWER
 2-UF3
 1-SM8 BLD
 1-BTK8 PRT
 1-SHM8 BLD
 4-KNOBS (FOL)



DWR3

SHOWER



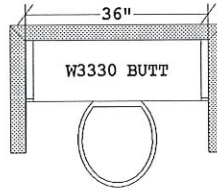
DWR3

TUB

OWNER'S BATH OPT - DROP IN CORNER TUB
 OWNER'S BATH OPT - SLIDE IN CORNER TUB

-OPT DROP IN CORNER TUB
 -OPT SLIDE IN CORNER TUB
 DOORSTYLE: _____
 PARTS:
 2-DWR3
 1-UF3
 2-SM8 BLD
 1-BTK8 PRT
 2-SHM8 BLD
 6-KNOBS (FOL)

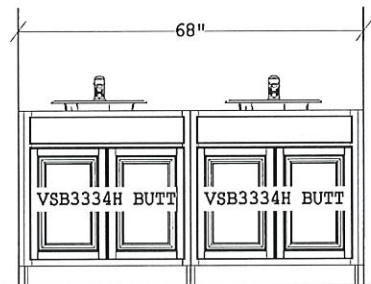
ADD TO:
 -OB OPT SLIDE IN TUB
 -OB OPT WALK IN SHOWER 1
 -OB OPT DROP IN CORNER TUB
 -OB OPT SLIDE IN CORNER TUB



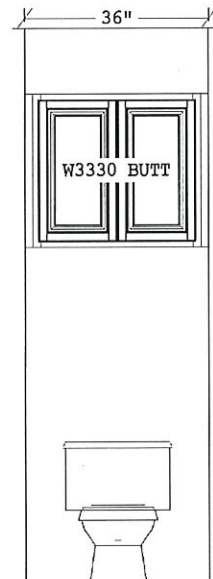
LINEN

OPT LINEN:
 DOORSTYLE: _____
 PARTS:
 2-UF3
 1-SM8 BLD
 1-TCCM8 WD
 1-HWC 1X2X96
 2-KNOBS (FOL)

This is an original design and must not be released or copied unless job order placed. FSR: _____ DATE: _____ Page _____ of _____	TIMBERLAKE <small>CABINETS</small>	All dimensions size designations given are subject to verification on job site and adjustment to fit job conditions. Designer: AZ CABS # _____	Designed: 01/09/19 Printed: 01/09/19
			REV 1
OWNER'S BATH		FLOORPLAN	Drawing #: 1 Scale : 0 7/16" = 1'

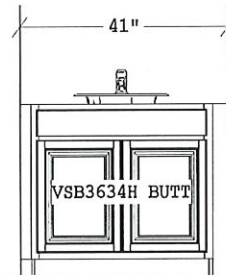
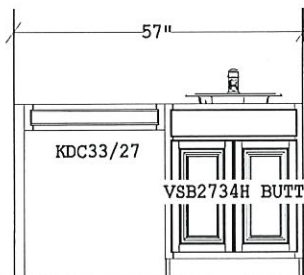


OWNER'S BATH (W/LINEN)
 OB OPT SLIDE IN TUB
 OB OPT SHOWER 1 (W/ LINEN) ✓
 OB OPT WALK IN SHOWER 1



LINEN

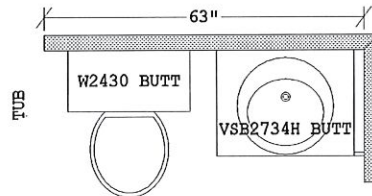
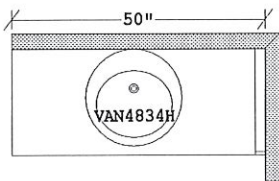
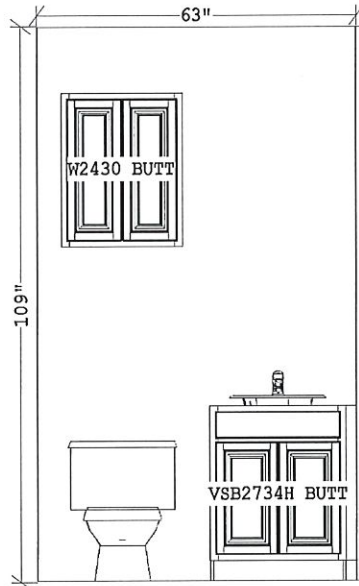
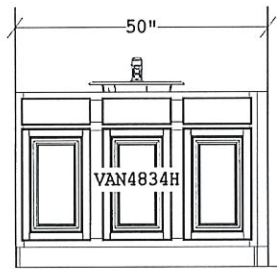
ADD TO:
 -OB OPT SLIDE IN TUB
 -OB OPT WALK IN SHOWER 1
 -OB OPT DROP IN CORNER TUB
 -OB OPT SLIDE IN CORNER TUB



OWNER'S BATH OPT - DROP IN CORNER TUB
 OWNER'S BATH OPT - SLIDE IN CORNER TUB

This is an original design and must not be released or copied unless job order placed. FSR: _____ DATE: _____ Page _____ of _____		All dimensions, size designations given are subject to verification on job site and adjustment to fit job conditions. Designer: AZ CABS # _____	Designed: 01/09/19 Printed: 01/09/19
			REV 1
OWNER'S BATH	ELEVATION	Drawing #: 1	Scale : 0 7/16" = 1'

TAYLOR MORRISON - HOUSTON
 SERIES 5 - PLAN SCARLET
 G39205007 (2019-01)
 SECONDARY BATHS
 AS / REV
 G - L



BATH 2 ✓
 DOORSTYLE: _____
 PARTS:
 1-UF3
 1-SM8 BLD
 1-BTK8 PRT
 1-SHM8 BLD
 5-KNOBS (FOL)

BATH 2
 W/ LINEN IN HALL

BATH 3 ✓
 DOORSTYLE: _____
 PARTS:
 1-UF3
 1-SM8 BLD
 1-BTK8 PRT
 1-SHM8 BLD
 1-TCCM8 WD
 1-HWC 1X2X96
 4-KNOBS (FOL)

BATH 3

This is an original design and must not be released or copied unless job order placed.

FSR: _____ DATE: _____

Page _____ of _____

TIMBERLAKE
 CABINETS

All dimensions, size designations given are subject to verification on job site and adjustment to fit job conditions.

Designer: AZ CABS # _____

Designed: 01/09/19
 Printed: 01/09/19

REV 1

SECONDARY BATHS

FLOORPLAN

Drawing #: 1

Scale : 0 7/16" = 1'

inspired by you[®]

Scarlet


77 Fermata P




Scheme 5 w/ weathered wood
Stone prairie cream crop w/ khaki
Warm color scheme




ELEVATION A



ELEVATION B



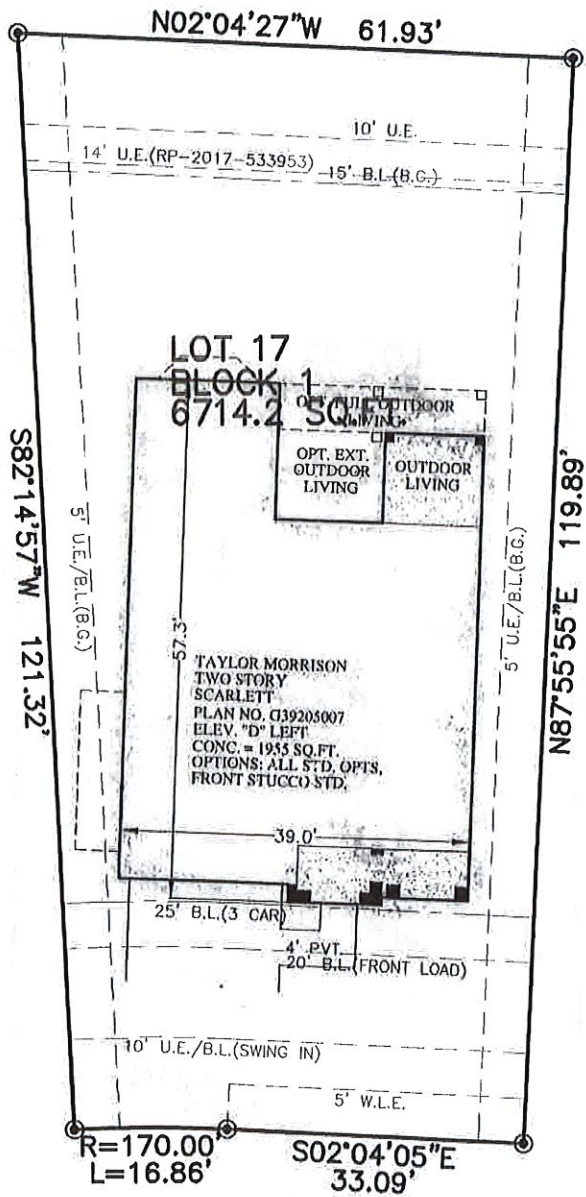
ELEVATION C



ELEVATION D



FLATWORK	B.L.	BUILDING LINE	U.E.	UTILITY EASEMENT	A.E.	AERIAL EASEMENT	⊛	MANHOLE
PROPERTY LINE	G.B.L.	GARAGE BUILDING LINE	W.L.E.	WATER LINE EASEMENT	D.E.	DRAINAGE EASEMENT	⊞	GRATE DRAIN
BUILDING LINE (B.G.)		BUILDER GUIDELINES	S.S.E.	SANITARY SEWER EASEMENT	E.E.	ELECTRIC EASEMENT	⊠	PAD MOUNTED TRANSFORMER
EASEMENT	F.F.	FINISHED FLOOR	STM,S.E.	STORM SEWER EASEMENT	○	WATER VALVE	⊕	TELEPHONE PEDESTAL
WOODEN FENCE	EXT.	EXTENDED	P.A.E.	PRIVATE ACCESS EASEMENT	○	FIRE HYDRANT	⊞	GAS METER
WROUGHT IRON FENCE	R.O.W.	RIGHT-OF-WAY	P.U.E.	PRIVATE UTILITY EASEMENT	⊙	MONUMENT	⊞	CABLE PEDESTAL
CHAIN LINK FENCE	T.O.F.	TOP OF FORM	P.V.T.	PRIVATE	I.R.	IRON ROD	⊞	WATER METER
OVERHEAD ELECTRIC	ELEV.	ELEVATION	FND.	FOUND	I.P.	IRON PIPE	⊞	GUY ANCHOR



DRIVEWAY LEFT

77
FERMATA LANE
(50' R.O.W.)

LOT DRAWING

SCALE: 1 = 20'

Laura Tyler

From: specteam
Sent: Monday, September 16, 2019 11:46 AM
To: Laura Tyler
Subject: FW: Prepanel - 77 Fermata Lane - Scarlet D
Attachments: 77 Fermata Lane - Scarlet D.xlsx; Plot Plan - 77 Fermata Lane - Scarlet D.pdf; Rendering - 77 Fermata Lane - Scarlet D.pdf; Woodlands 50's Feature's 04.01.2019.pdf; Quote - 77 Fermata Lane - Scarlet D.PDF

From: Ashlee Vidrine <AVidrine@darlinghomes.com>
Sent: Monday, September 16, 2019 11:23 AM
To: specteam <specteam@wisnbaker.com>; TM Houston Starts <HoustonStartsTM@taylor Morrison.com>; Breann Barnes <bbarnes@darlinghomes.com>; Andrea Prejean <aprejean@darlinghomes.com>; Rainbow Hayden <rhayden@taylor Morrison.com>; Sharon Estenzo <sestenzo@darlinghomes.com>
Cc: Monica Drobina <Mdrobina@taylor Morrison.com>; David Evans <daevans@taylor Morrison.com>
Subject: FW: Prepanel - 77 Fermata Lane - Scarlet D

All -

Please see attached pre-panel - ready to process for start.

Thanks!

Taylor Morrison



BONTERRA

Greater Houston Builders Association
Builder of the Year 2017

Ashlee Vidrine

Area Sales Manager
Taylor Morrison | Darling Homes | Bonterra
2929 Briarpark Dr., Suite 400
Houston, TX 77042
Cell: 281-750-2792
Email: avidrine@taylor Morrison.com | avidrine@darlinghomes.com
taylor Morrison.com | darlinghomes.com

This message may contain confidential information and is intended only for the named addressee. If you are not the named addressee you should not distribute or copy this e-mail. If you have received this e-mail by mistake please delete it from your system.

From: Monica Drobina
Sent: Saturday, September 14, 2019 12:50 PM
To: Ashlee Vidrine <AVidrine@darlinghomes.com>
Cc: David Evans <daevans@taylor-morrison.com>
Subject: Prepanel - 77 Fermata Lane - Scarlet D

Hi Ashlee,

Here is the first of four pre-panels David and I are working up.

Please see attached for:

- Showcase request form
- Plot plan
- Quote
- Floor plan marked up
- Feature sheet

This has been sent for your approval via Salesforce.

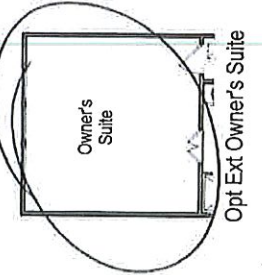
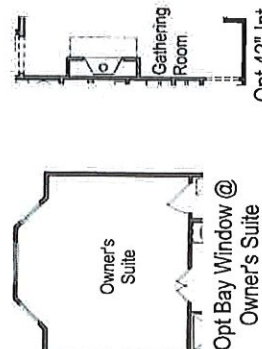
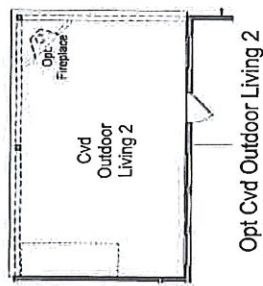
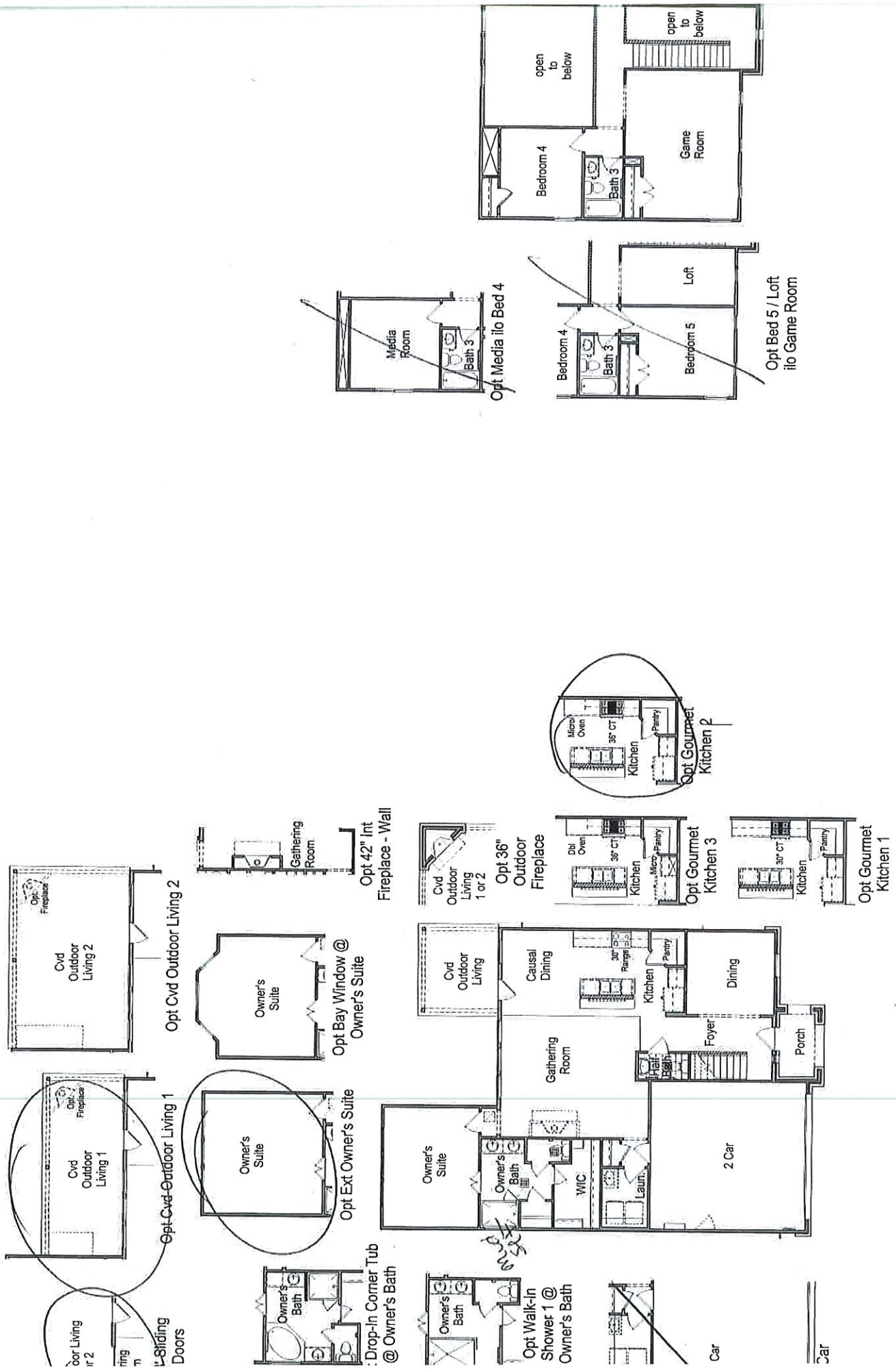
Thank you,

TaylorMorrison

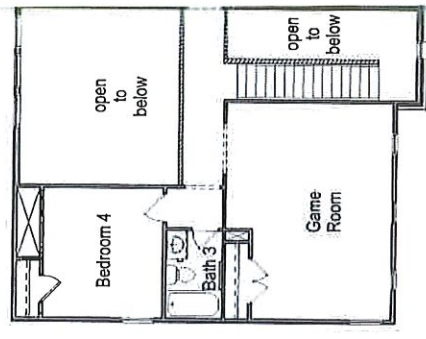
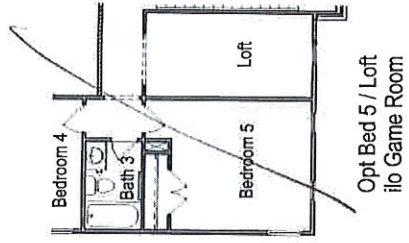
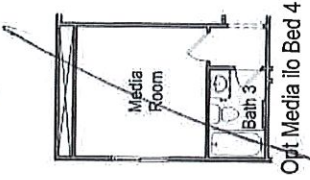
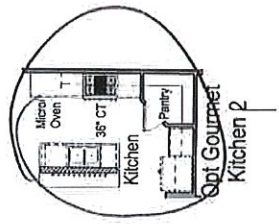
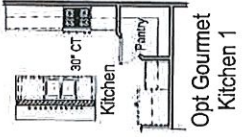
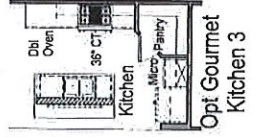
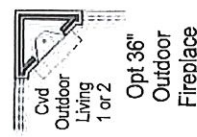
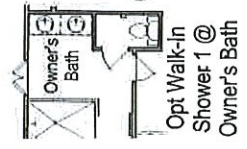


Monica Drobina
Community Sales Manager
Stillwater on Lake Houston
Mobile: 281-705-3388
Email: Mdrobina@taylor-morrison.com
www.taylor-morrison.com

This message may contain confidential information and is intended only for the named addressee. If you are not the named addressee you should not distribute or copy this e-mail. If you have received this e-mail by mistake please delete it from your system.



Drop-In Corner Tub @ Owner's Bath



Woodlands – 50's

FEATURE SHEET

SERIES 4/SERIES 5

Inspired Kitchens

- 42" Maple cabinets w/ adjustable shelves
- Granite countertops in kitchen -level 1
- GE stainless appliances with gas range, microwave and dishwasher
- Ceramic tile in kitchen/breakfast –level 1
- Ceramic tile on kitchen backsplash, diagonal – level 1
- Kichler LED lighting in kitchen/breakfast
- Electrical outlets on backsplash installed horizontally
- Stainless top mount sink 8 inches deep – 50/50 split
- Moen chrome Camerist pull out faucet w/ spray
- DuPure filtered drinking water system at kitchen sink w/matching spigot

Inspired Master Suites

- Cultured marble countertops
- Ceramic tile flooring- level 1
- Maple cabinets w/ raised vanities and knee space (per plan)
- Dual sinks at master
- Elongated commode in master toilet room
- Oversized shower with chrome frame, acrylic pan and ceramic tile walls- level 1
- Moen Brantford chrome faucets
- Climate controlled spacious walk in closets with durable shelving, natural clothing rods

Inspired Interiors

- Carpet level 1 with standard pad
- Ceramic tile level 1 in all baths and utility
- Classic pedestal sink, elongated commode in powder bath, per plan
- Choice of 7 interior paint color schemes
- Ceiling fan in family room - 3 speed
- Ceiling fan pre-wire in the master suite
- Kichler brushed nickel or bronze lighting package "Jolie"
- Staircase with metal spindles at staircase and entry overlook, per plan, with stained red oak handrail. Sheetrock ½ walls at all other openings standard
- Cultured marble tops in secondary baths, Maple standard height cabinets
- Square sheetrock corners and openings per plan
- Decor light switches
- Schlage Stratus satin nickel interior door hardware
- Moen Brantford chrome faucets in all baths
- Rockport interior 5 vertical panel doors 6'8"
- 3 ½" base boards and 2 ½" door casing

Inspired Exteriors

- Brick on sides and rear of 1st floor, per plan
- Covered Patio w/LED lighting and ceiling fan pre-wire
- Entry door 2 panel v-groove 6'8" in choice of Mahogany or Knotty Alder w/Schlage Stratus satin nickel knob w/deadbolt
- Back door 6'8" ½ lite
- Landscaping packages to include professionally installed trees and shrubbery in the front yard
- Sod in front yard
- Aluminum gutters on front of home
- 6 foot privacy fence with gate
- Prewire for garage door openers
- Custom cast stone address plaque
- Premium exterior color schemes created by architectural colorist

Inspired Construction

- Professionally engineered post-tension cable and concrete foundation
- Engineered I-joist for 2nd floors with ¾" structure wood subfloor
- 30 year mildew resistant shingles
- Fresh air blending system provides proper exchange of outside and inside air to improve air quality
- Screwed and glued sub flooring
- Radiant barrier roof decking

Inspired Energy

- High Efficiency 15 seer air condition system with new environmentally friendly R-410 refrigerant
- Electric panel located on outside of home
- Energy Star Honeywell programmable thermostat
- Rinnai tankless water heater with endless hot water supply, designed per plan
- Energy saving Low E double pane windows with energy efficient tinted glass
- Ridge vents with vented soffit

Inspired Technology

- Smoke detector with battery back up in all bedrooms
- Prewire for security contacts at all accessible operable openings
- Prewire for recessed security contacts at all operable doors
- Prewire for security camera 2 locations
- Installation of 1 LCD security keypad at garage entry door, prewire to master bedroom
- Interior siren and battery backup
- Surround sound prewire at one location including wiring for 5 speakers and 1 subwoofer
- CAT 5 advanced wiring for phones
- RG6 quad shield coaxial cable for cable TV
- Motion detector prewire at family room (no trim out)

Inspired Service

- Two 3 hour consultations with Design Center within 14 days from Purchase Agreement date
- Preconstruction meeting with buyer
- Pre-drywall meeting with buyer
- New Home Demonstration

All included features are subjected to modification without notice including changes, additions, and deletions. Some included features may not be available on all floor plans or in all communities. Some included features are only available on specific plans and/or in specific communities. See a Sales Associate for a list of other included features for a specific community or plan. The availability and pricing of these features is subject to change without prior notice. Seller also reserves the right to make any modifications, changes, or omissions to the home as long as they do not substantially adversely affect the home or if they are required by code changes with any governmental authority, and to substitute materials, equipment, cabinets, fixtures, appliances, and or flooring coverings with items similar or of greater quality, utility, value and or color. Materials such as brick, wood, wood grain, carpeting, paint, cabinets, granite, cultured marble, tile, laminate, and the like are subject to shading and gradation and may vary from sample, models or colors charts. Seller will not be liable for such variation.

Buyer Acknowledgement: _____

Date: _____

Buyer Acknowledgement: _____

Date: _____

04/01/2019

Rec 9/16/19



Division: Texas Houston - Homebuilding

Community: The Woodlands 50 Bldg

Lot Number: LOT 17 (370117)

Quote Number: Q-33993

Model: Scarlet D (Elevation: D)

Buyer(s):

Co-Buyer:

Address: 77 Fermata Lane, The Woodlands, TX, 77375

Swing: Left

Date Printed: 09/14/2019

Product Code	Name	Qty	List Unit Price	Total Price
(Order #: To Be Approved)				
<i>Category: Appliance Packages</i>				
GEAP0201	GE 30" Stainless Freestanding Gas Range Appl Pkg	1.00	\$0.00	\$0.00
<i>Category: Bathroom Options</i>				
SHNC0002	Shower Niche - 12"x18"	1.00	\$380.00	\$380.00
OWNB0121	Opt. Shower 1 / Mud-set @ Owner's Bath	1.00	\$1,550.00	\$1,550.00
<i>Category: Bedroom Options</i>				
OWNS0012	Opt. Extended Owner's Suite	1.00	\$5,595.00	\$5,595.00
<i>Category: Color Scheme</i>				
CLSS0005	Stucco Exterior Color Scheme #5 Trim and Garage SW7022 Alpaca Stucco SW 9166 Drift of Mist	1.00	\$0.00	\$0.00
<i>Category: Custom</i>				
ENGY0001	Energy Seal (Phase 2)	1.00	\$0.00	\$0.00

Category: Door Options (Structural)

TRIM0015	8' Interior Doors Upgrade - Level 3 Specs	1.00	\$2,150.00	\$2,150.00
DREX0980	Opt 9' x 8' Sliding Glass Doors ✓	1.00	\$6,250.00	\$6,250.00
FDOP0001	8 Foot Single Front Door Option	1.00	\$850.00	\$850.00

Category: Exterior Options (Structural)

✓

ODLV1000	Opt Cvd Outdoor Living 1	1.00	\$5,250.00	\$5,250.00
----------	--------------------------	------	------------	------------

Category: Front Doors

FRDW3621	**REQUIRES STRUCTURAL OPTION FDOP0001** 8' SQ. TOP 3/4 LITE 8 LITE MAHOGANY 36" WIDE	1.00	\$230.00	\$230.00
	MATERIAL - FINISH - MAHOGANY - WINTER WHITE	1		
	GLASS - DESIGN STYLE - LARGE FLEMISH			

Category: General Room Options

WDTK0001	Window Package Turnkey	1.00	\$0.00	\$0.00
✓ GRMT2000	Gourmet Kitchen 2 - Cooktop /Hood/BI Oven/Micro	1.00	\$350.00	\$350.00

Category: Gutters

ODLV1000GT	Full Gutters at Outdoor Living Option 1	1.00	\$225.00	\$225.00
GUTT0002	Full Gutters	1.00	\$1,450.00	\$1,450.00

Category: Interior Door Trim & Hardware

DRHW1209PKGG	Upgrade to Stratus Satin Nickel Knobs	1.00	\$0.00	\$0.00
--------------	---------------------------------------	------	--------	--------

Category: Interior Options (Structural)

TRAY1000	Opt Tray Ceiling @ Owner's Suite	1.00	\$695.00	\$695.00
TRAY3000	Opt Tray Ceiling @ Dining Room	1.00	\$595.00	\$595.00

Category: Kitchen Sinks

SINK0007	Sink - 8" - SS - 50/50 Top Mount	1.00	\$0.00	\$0.00
----------	----------------------------------	------	--------	--------

Category: LVL 1 Fix - Sec. Bath

PFSB0106	Sec. Bath - 1 Sink - Brantford - 4" - Chrome	1.00	\$0.00	\$0.00
----------	--	------	--------	--------

Category: Landscape

SODB0001	Backyard Sod	1.00	\$1,095.00	\$1,095.00
IRIG0000	Irrigation Sprinkler System	1.00	\$3,300.00	\$3,300.00

Category: Multiple Mechanicals

QUCK0001	Quick Flash Products	1.00	\$0.00	\$0.00
----------	----------------------	------	--------	--------

Category: Plumbing Accessories

WTSF0000	DUPURE - SINGLE STAGE FILTER W/STD SPIGOT	1.00	\$0.00	\$0.00
----------	---	------	--------	--------

Category: Special Custom

PRST0001	Pre-Start Tasks	1.00	\$0.00	\$0.00
CMAD0000	Community Requirements	1.00	\$0.00	\$0.00

Category: Stone

EFST0001	Stone Standard Level 1	1.00	\$0.00	\$0.00
	<i>Color - Prarie Cream Chop</i>	<i>1</i>		
	<i>Mortar - Khaki</i>			

Category: Stucco Options

VNSC0010	Stucco ilo Siding @ Sides - First Floor Only	1.00	\$0.00	\$0.00
VNSC0012	Stucco ilo Siding @ Sides - Second Floor Only	1.00	\$0.00	\$0.00
VNSC0020	Stucco ilo Siding @ Rear - First Floor Only	1.00	\$0.00	\$0.00
VNSC0022	Stucco ilo Siding @ Rear - Second Floor Only	1.00	\$0.00	\$0.00

Sub Total	\$29,965.00
Lot Premium	\$14,200.00
Base Price	\$357,990.00
Option Total	\$29,965.00
Incentive Given	\$0.00
Total Purchase Price	\$402,155.00

This system-generated *Proposal* is provided to a prospective buyer and/or its Broker/Agent outside of and not made a part of the Purchase Agreement: (1) all information as of the date indicated remains subject to change at any time without notice or obligation; and (2) is for illustrative and informational purposes only for preliminary discussions for prospective buyer's convenience. No guarantee or representation is made or implied as to availability, manufacturer, style, size, color, number, pricing and other factors installed in the completed home and/or subject to applicable incentives (if any) affecting pricing, all of which Seller reserves the right to modify. Refer

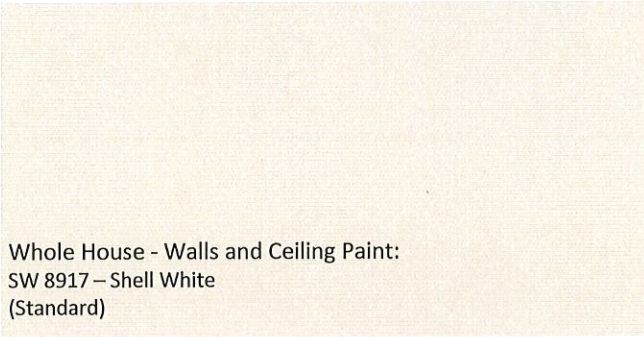
A Revised Spec Package

taylor
morrison


Homes Inspired by You



Paint Selections
No choice needed



Whole House - Walls and Ceiling Paint:
SW 8917 – Shell White
(Standard)




Whole House Trim:
SW 7006 – Extra White
(Standard)

Main Flooring
Choose option 1 or 2



Wood Floor Option 1
Engineered:
Weatherford
Stain: Tobacco
(group 2 upgrade)



Wood Floor Option 2
Engineered: Staffington
Stain: Iron Birch
(group 3 upgrade)



Pattern: Laid Straight
(Standard)



Tile Floor Option 3
Style: Skybridge
Color: SY95 Off White
Size: 12x24
(group 7 upgrade)
Grout 909 Sterling

Carpet Selections
No choice needed



Whole House Carpet:
Featured Attaction
Color: 728 Shimmer
(group 3 upgrade)

Cushion: Stainmaster (upgrade)

Front Door Handleset and Interior Knobs
Choose Option 1 or 2



Option 1 – Barcelona
Satin Nickel
(standard)

Interior Hardware:
Stratus Knob
Satin Nickel

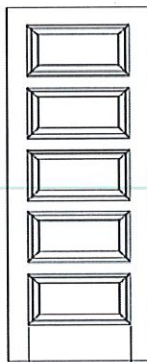


Option 2 – Century
Satin Nickel
(upgrade)

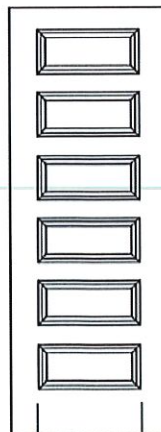
Interior Hardware:
Bowery Knob

Interior Doors
No choice needed

Spec 1 Matrix



6'8"



8'0"

Kitchen Appliance Package

Choose option 1, 2 or 3



Model#: JGP3530SLSS
GE® 30" Built-In Gas Cooktop




Model#: JT3000SFSS
GE® 30" Built-In Single Wall Oven



Model#: GDF510PSJSS
GE® Dishwasher with Front Controls



Model#: PEB7227SLSS
GE Profile™ Series 2.2 Cu. Ft. Built-In Sensor Microwave Oven



Model#: JX7230SLSS
GE® Optional 30" Built-In Trim Kit JX7230SLSS



Model#: JVX3300SJSS
GE® 30" Under The Cabinet Hood



Option 1
GEAP – 0401 – 0203
Stainless Steel – 30" 4 Burner Cooktop



Model#: PGP7030SLSS
GE Profile™ Series 30" Built-In Gas Cooktop



Model#: JT5000SFSS
GE® 30" Built-In Single Convection Wall Oven



Model#: GDT636HSJSS
GE® Hybrid Stainless Steel Interior Dishwasher with Hidden Controls



Model#: PEB7227SLSS
GE Profile™ Series 2.2 Cu. Ft. Built-In Sensor Microwave Oven



Model#: JX7230SLSS
GE® Optional 30" Built-In Trim Kit JX7230SLSS



Model#: PVX7300SJSS
GE Profile™ Series 30" Under The Cabinet Hood



Option 2
GEAP – 0402 – 0204
Stainless Steel – 30" 5 Burner Cooktop




Model#: PGP7036SLSS
GE Profile™ Series 36" Built-In Gas Cooktop



Model#: PT7050SFSS
GE Profile™ Series 30" Built-In Single Convection Wall Oven



Model#: PSB9120SFSS
GE Profile™ Series 30 in. Single Wall Oven with Advantium® Technology



Model#: PDT826SSJSS
GE Profile™ Stainless Steel Interior Dishwasher with Hidden Controls



Model#: PVX7360SJSS
GE Profile™ Series 36" Under The Cabinet Hood



Option 3
GEAP – 0406 – 0207
Stainless Steel - 36" 5 Burner Cooktop

Stair Selections
No choice needed

Newel Post: 3-1/4" red oak pyramid top box
Newel and Handrail Stain: Willowbend MW #431
Species: Red Oak
Caps & Risers: MDF Paint Grade

Staircase Flooring: Carpet
Canyon Valley – 719 Vanilla Steam
(group 4 upgrade)
Cushion: Stainmaster (upgrade)



Stair Selections
Choose option 1 or 2

Option 1
Carpet starter step (standard)

Option 2
Oak starter step (upgrade)

Stair Selections
Choose baluster style option 1 or 2



P-10A

Option 1
Iron Balusters – P-10A (standard)
Finish: Satin Black



P-10K

Option 2
Iron Balusters – P-10K (upgrade)
Finish: Satin Black

Lighting Package for Whole House
No choice needed

Stafford Collection
Antique Pewter (Standard)




2558 AP
2-Story Entry (As Per Plan)
9-Light, 2-Tier, 100-W
W. 33", Hgt. 32.25",
Ovrll. 106.25"



2557 AP
Dining (As Per Plan)
5-Light, 100-W
W. 26", Hgt. 23",
Ovrll. 92.75"



9736 BK
Coach Light (As Per Plan)
1-Light, 100-W
W. 8.25", H. 21.75", Ext. 8"



5558 AP
Bath Vanity (As Per Plan)
2-Light, 3, 4, 100-W
W. 24.25", Hgt. 9.25",
Ovrll. 9.5"



LED Low-Profile Downlight
Closets, Pantry, Hallway,
Bedrooms, Entry, Dining, etc.
(As Per Plan)
15-W, 850Lm, 90 CRI, 3000K
W. 7.5", H. 1.25"

Additional LED Disks
Choose only if option should be added

- (4) LED disks to Family Room
- (1) Switch to LED disks at Family Room (upgrade)

Ceiling Fans
Choose additional rooms for pre-wires and/or fans

Additional Ceiling Fan Selection
(Standard in Family and Master)

Other (List): _____

Other (List): _____

Other (List): _____




Ceiling Fan Speed Control

Family

Other (List): _____

Other (List): _____

Kitchen Countertops
Choose option 1, 2 or 3



Option 1
Granite - Sesame Gold
(group 4 upgrade)



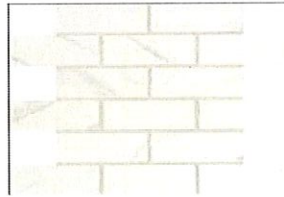
Option 2
Omegastone - Palladio
(group 1 upgrade)




Option 3
Granite- Gietto
(group 4 upgrade)

Kitchen Backsplash
Choose option 1 or 2

Option 1
Florentine Brick Joint Mosaic
12x12
Color: FL06 Carrara 2x4
(group 14 upgrade)
Grout 909 Sterling
Pattern: Mosaic straight



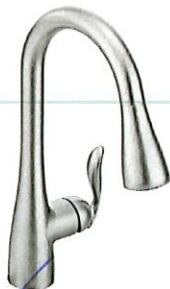
Option 2
Millennium Harlequin Mosaic
Color: Snow
(group 22 upgrade)
Grout - 909 Sterling
Pattern: Full Mosaic Vertical



Plumbing
Choose option 1 or 2




Option 1
Camerist Spot Resist Finish
(standard)




Option 2
Arbor Spot Resist Finish
(upgrade)

Sink
No Choice needed



HA 100 Single Bowl Stainless Steel Finish – Undermount
(upgrade)

Cabinet Door Style
Choose option 1 or 2



Option 1
Tahoe - Painted Linen



Option 2
Tahoe - Stained Espresso

Cabinet Hardware
Choose option 1 or 2

*Must select one – Cabinets are Full overlay



Rectangular Pull



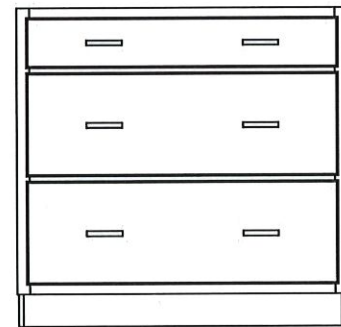
Rectangular Knob



T-Bar Pull-8 1/2"

Cabinet Accessory

Only choose if the option should be added



Option 1
Pulls – Drawers 3502SN
Knobs – Doors 3503SN
(group 2 upgrade)

Option 2
Pulls – Drawers
and Doors
4712SN
(group 4 upgrade)

Pot and Pan Drawers
Below Cooktop
(upgrade)

Countertops
Choose option 1 or 2




Option 1
Granite - Sesame Gold
(group 4 upgrade)




Option 1
Omegastone - Palladio
(group 1 upgrade)


Tile Flooring
Choose layout options 1 or 2



Style: Skybridge
Color: SY95 Off White
Size: 12x24 - Tile cut to 4x4 for
optional mudset
(group 7 upgrade)
Grout 909 Sterling




Tile Layout option 1
Straight Lay
(standard)



Tile Layout option 2
Staggered 33% side to side
(upgrade)

Master Shower Wall Tile
No choice needed




Field Tile:
Style: Skybridge Color: SY95 Off White
Grout 909 Sterling
Size: 12x24
(group 7 upgrade)



Optional Accent:
Stone Decorative Accents Polished Mosaic
DA90 Panaro Blend 1x1 (11.75x11.75 mesh)
(upgrade)

Shower Walls
Choose option 1 or 2




Option 1
Horizontal Staggered
(No Accent)



Option 2
Horizontal Staggered
(4" Accent)

Tub Splash and Tub Skirt (as per plan)
No Choice Needed

Master Tub without Accent
Pattern: Lay Staggered 33%
Horizontal Staggered
(No accent)



Secondary Bath Floor
No choice needed




Style: Parkway
Color: Cream
Size: 12x12 –Tile cut to 4x4 for optional mudset in downstairs bathroom-per plan (group 4 upgrade)
Grout 909 Sterling

Secondary Bath Countertop
No choice needed



White Cultured Marble (standard)

Shower Walls
No choice needed



Field Tile
Style: Parkway
Color: Cream
Size: 12x12 –Tile cut to 4x4 for optional mudset in downstairs bathroom-per plan (group 4 upgrade)
Grout 909 Sterling




Optional Accent (for downstairs bathroom only)
Cilo Glass & Stone Mosaic 1x Random
CL15 Hera
Cut to 4"
(upgrade)

Secondary Tub and Shower Walls Pattern
Choose patterns for secondary bathrooms

All Baths

Secondary Baths Upstairs Only



Straight lay pattern
No accent standard



Horizontal staggered 33%
(4" Wide Accent)

Secondary Bath Downstairs

Matrix 3 Warm - Master Bath and Secondary Bath Selections

Plumbing and Hardware
Choose option 1 or 2



- Option 1
Brantford Chrome 4" Faucet
With Brantford Chrome shower and tub fixtures
(standard)
- Bath hardware chrome
With chrome shower enclosure
(standard)



- Option 2
Brantford Brushed Nickel 4" Faucet
With Brantford Brushed Nickel Shower and tub fixtures
(upgrade)
- Bath hardware nickel
With nickel shower enclosure
(upgrade)



Pedestal Sink Style
No choice needed



Powder Plumbing and Accessories
Choose option 1 or 2



Towel Ring



Towel Ring



Option 1
Brantford Chrome 4" Faucet
Chrome Towel Ring
(standard)

Option 2
Brantford Brushed Nickel 4" Faucet
Nickel Towel Ring
(upgrade)


Powder Flooring
Choose option 1 or 2



Wood Floor Option 1
Engineered:
Weatherford Stain:
Tobacco
(group 2 upgrade)



Wood Floor Option 2
Engineered: Staffington
Stain: Iron Birch
(group 3 upgrade)




Pattern: Laid Straight
(Standard)




Tile Floor Option 3
Style: Skybridge
Color: SY95 Off White
Size: 12x24
(group 7 upgrade)
Grout 909 Sterling

Tile Flooring
No Choice Needed



Style: Skybridge
Color: SY95 Off White
Size: 12x24
(group 7 upgrade)
Grout 909 Sterling



Pattern: Laid Straight
(Standard)

Utility Sink Option
*No choice needed – These are included with structural option
Cabinet upgraded to match kitchen selections*



Faucet: Camerist
Spot Resist Finish
(standard)



Sink: Mirado 1815 Stainless
Steel Undermount
(standard)

Fireplace
Choose Option 1 or 2



- Option 1 – Available only with corner fireplaces
Standard Painted Mantle with tile surround
Tile: Travertine Split Face Ledger Panel Mosaic 6x24 – Fossil
No Grout - Dry Stack
(group 19 upgrade)

Note: Standard tile surround = Approx. 66" High
Approx. 60" Wide



- Option 2
Cast stone
Ionic – Smooth Finish