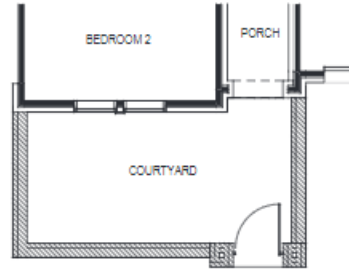
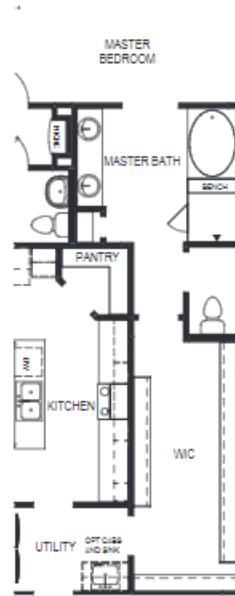


FIRST FLOOR PLAN



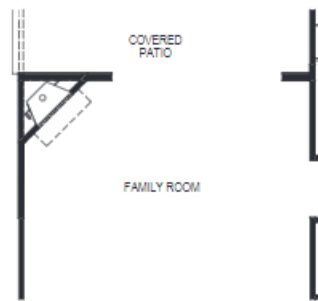
OPTIONAL COURTYARD



OPTIONAL MASTER BATH
60"X42" TUB AND 42"X42" SHOWER



OPTIONAL BATH 2



OPTIONAL FIREPLACE