



NOTICE OF INFORMATION FROM OTHER SOURCES

USE OF THIS FORM BY PERSONS WHO ARE NOT MEMBERS OF THE TEXAS ASSOCIATION OF REALTORS®, INC. IS NOT AUTHORIZED.
©Texas Association of REALTORS®, Inc. 2008

To: Gabriel A. Vasquez
Martha Y. Vasquez

From: RE/MAX Northwest REALTORS (Broker)

Property Address: 18322 Chianti Ridge Drive, Cypress, TX 77433-2902


Date: June 28, 2020

(1) Broker obtained the attached information, identified as square footage, features, school zones, utility costs and all other information about the subject property,
from tax records, school district website, and seller.


(2) Broker has relied on the attached information and does not know and has no reason to know that the information is false or inaccurate except: school districts periodically re-district/re-zone their schools. Please confirm school information, square footage, and all other information with independent sources. All information has been procured from other sources and supplied to you as a courtesy. Although the information provided is usually correct, it can sometimes change or be inaccurate.

(3) **Broker does not warrant or guarantee the accuracy of the attached information. Do not rely on the attached information without verifying its accuracy.**

RE/MAX Northwest REALTORS
Broker

By: James Rowlett  06/29/2020 10:56 AM CDT
James Rowlett

Receipt of this notice is acknowledged by:

Gabriel A. Vasquez  06/29/2020 12:28 PM CDT
Signature Date
Gabriel A. Vasquez

Martha Y. Vasquez  06/29/2020 01:19 PM CDT
Signature Date
Martha Y. Vasquez

18322 Chianti Ridge Dr, Cypress, TX 77433-2902, Harris County

OWNER INFORMATION

Owner Name	Vasquez Gabriel A	Tax Billing City & State	Cypress, TX
Owner Occupied	Yes	Tax Billing Zip	77433
Carrier Route	R077	Tax Billing Zip+4	2902
Tax Billing Address	18322 Chianti Ridge Dr		
Owner Name	Vasquez Gabriel A		
Tax Billing City & State	Cypress, TX		
Owner Occupied	Yes		
Tax Billing Zip	77433		
Carrier Route	R077		
Tax Billing Zip+4	2902		
Tax Billing Address	18322 Chianti Ridge Dr		

LOCATION INFORMATION

Subdivision	Villas/Canyon Lakes West Sec 01	Market Area	CYPRESS SOUTH
School District Name	Cypress-Fairbanks ISD	Key Map	407e
Neighborhood Code	Villas At Canyon Lakes West S-213.51	Census Tract	5430.02
Township	Cypress	Map Facet	407-E
MLS Area	25		
Subdivision	Villas/Canyon Lakes West Sec 01		
Market Area	CYPRESS SOUTH		
School District Name	Cypress-Fairbanks ISD		
Key Map	407e		

Neighborhood Code	Villas At Canyon Lakes West S-213.51
Census Tract	5430.02
Township	Cypress
Map Facet	407-E
MLS Area	25

TAX INFORMATION			
Parcel ID	<u>129-833-005-0024</u>	% Improved	83%
Parcel ID	1298330050024	Tax Area	040
Lot #	24	Fire Dept Tax Dist	633
Block #	5	Water Tax Dist	041
Legal Description	LT 24 BLK 5 VILLAS A T CANYON LAKES WE ST SEC 1		
M.U.D. Information	<u>465</u>		
Parcel ID	<u>129-833-005-0024</u>		
% Improved	83%		
Parcel ID	1298330050024		
Tax Area	040		
Lot #	24		
Fire Dept Tax Dist	633		
Block #	5		
Water Tax Dist	041		
Legal Description	LT 24 BLK 5 VILLAS A T CANYON LAKES WE ST SEC 1		
M.U.D. Information	<u>465</u>		

ASSESSMENT & TAX

Assessment Year	2019	2018	2017
Assessed Value - Total	\$135,512	\$129,740	\$129,740
Assessed Value - Land	\$23,303	\$23,303	\$23,303
Assessed Value - Improved	\$112,209	\$106,437	\$106,437
YOY Assessed Change (\$)	\$5,772	\$0	
YOY Assessed Change (%)	4.45%	0%	
Market Value - Total	\$135,512	\$129,740	\$129,740
Market Value - Land	\$23,303	\$23,303	\$23,303
Market Value - Improved	\$112,209	\$106,437	\$106,437
Assessment Year	2019		
Assessed Value - Total	\$135,512		
Assessed Value - Land	\$23,303		
Assessed Value - Improved	\$112,209		
YOY Assessed Change (\$)	\$5,772		
YOY Assessed Change (%)	4.45%		
Market Value - Total	\$135,512		
Market Value - Land	\$23,303		
Market Value - Improved	\$112,209		
Assessment Year	2018		
Assessed Value - Total	\$129,740		
Assessed Value - Land	\$23,303		
Assessed Value - Improved	\$106,437		
YOY Assessed Change (\$)	\$0		

YOY Assessed Change (%)	0%		
Market Value - Total	\$129,740		
Market Value - Land	\$23,303		
Market Value - Improved	\$106,437		
Assessment Year	2017		
Assessed Value - Total	\$129,740		
Assessed Value - Land	\$23,303		
Assessed Value - Improved	\$106,437		
YOY Assessed Change (\$)			
YOY Assessed Change (%)			
Market Value - Total	\$129,740		
Market Value - Land	\$23,303		
Market Value - Improved	\$106,437		
Tax Year	Total Tax	Change (\$)	Change (%)
2017	\$4,328		
2018	\$4,263	-\$65	-1.5%
2019	\$4,207	-\$56	-1.32%
Tax Year	Total Tax		
2017	\$4,328		
2018	\$4,263		
2019	\$4,207		
Tax Year	Change (\$)		
2017			
2018	-\$65		
2019	-\$56		

Tax Year	Change (%)
2017	
2018	-1.5%
2019	-1.32%

Jurisdiction	Tax Rate	Tax Amount
Cypress-Fairbanks ISD	1.37	\$1,856.51
Harris County	.40713	\$551.71
Hc Flood Control Dist	.02792	\$37.83
Port Of Houston Authority	.01074	\$14.55
Hc Hospital Dist	.16591	\$224.83
Hc Department Of Education	.005	\$6.78
Lone Star College Sys	.1078	\$146.08
Hc Mud 165	.95	\$1,287.36
Hc Emerg Srv Dist 9	.0598	\$81.04
Total Estimated Tax Rate	3.1043	

Jurisdiction	Tax Rate
Cypress-Fairbanks ISD	1.37
Harris County	.40713
Hc Flood Control Dist	.02792
Port Of Houston Authority	.01074
Hc Hospital Dist	.16591
Hc Department Of Education	.005
Lone Star College Sys	.1078
Hc Mud 165	.95
Hc Emerg Srv Dist 9	.0598
Total Estimated Tax Rate	3.1043

Jurisdiction	Tax Amount
Cypress-Fairbanks ISD	\$1,856.51
Harris County	\$551.71
Hc Flood Control Dist	\$37.83
Port Of Houston Authority	\$14.55
Hc Hospital Dist	\$224.83
Hc Department Of Education	\$6.78
Lone Star College Sys	\$146.08
Hc Mud 165	\$1,287.36
Hc Emerg Srv Dist 9	\$81.04
Total Estimated Tax Rate	

[MUD Bond Info](#)

CHARACTERISTICS

Land Use - CoreLogic	SFR	Total Baths	2
Land Use - County	Res Imprvd Table Val	MLS Total Baths	2
Land Use - State	Resid Single Family	Full Baths	2
Lot Acres	0.1035	Cooling Type	Central
Lot Sq Ft	4,510	Heat Type	Central
# of Buildings	1	Patio Type	Concrete/Masonry Pat io
Building Type	Single Family	Patio/Deck 1 Area	350
Bldg Class	R	Parking Type	Attached Masonry Gar age
Building Sq Ft	1,252	No. Parking Spaces	MLS: 2
Gross Sq Ft	Tax: 1,652 MLS: 1,252	Garage Type	Attached Garage
Above Gnd Sq Ft	1,252	Garage Capacity	MLS: 2
Ground Floor Sq Ft	1,252	Garage Sq Ft	400

Stories	1	Foundation	Slab
Condition	Average	Exterior	Frame Concrete Block/Brick
Quality	Average	Year Built	2007
Total Rooms	6	Effective Year Built	2007
Bedrooms	3		
Land Use - CoreLogic	SFR		
Total Baths	2		
Land Use - County	Res Imprvd Table Val		
MLS Total Baths	2		
Land Use - State	Resid Single Family		
Full Baths	2		
Lot Acres	0.1035		
Cooling Type	Central		
Lot Sq Ft	4,510		
Heat Type	Central		
# of Buildings	1		
Patio Type	Concrete/Masonry Patio		
Building Type	Single Family		
Patio/Deck 1 Area	350		
Bldg Class	R		
Parking Type	Attached Masonry Garage		
Building Sq Ft	1,252		
No. Parking Spaces	MLS: 2		
Gross Sq Ft	Tax: 1,652 MLS: 1,252		
Garage Type	Attached Garage		
Above Gnd Sq Ft	1,252		

Garage Capacity	MLS: 2
Ground Floor Sq Ft	1,252
Garage Sq Ft	400
Stories	1
Foundation	Slab
Condition	Average
Exterior	Frame Concrete Block/ Brick
Quality	Average
Year Built	2007
Total Rooms	6
Effective Year Built	2007
Bedrooms	3

FEATURES		
Feature Type	Unit	Size/Qty
Base Area Pri	S	1,252
Mas/Brk Garage Pri	S	400
Mas/Conc Patio Pri	S	350
Feature Type	Unit	
Base Area Pri	S	
Mas/Brk Garage Pri	S	
Mas/Conc Patio Pri	S	
Feature Type	Size/Qty	
Base Area Pri	1,252	
Mas/Brk Garage Pri	400	

Mas/Conc Patio Pri	350
Building Description	Building Size
Fixtures: Addl	1
Fixtures: Total	9
Room: Bedroom	3
Room: Full Bath	2
Room: Total	6
Story Height Index	1
Building Description	Building Size
Fixtures: Addl	1
Fixtures: Total	9
Room: Bedroom	3
Room: Full Bath	2
Room: Total	6
Story Height Index	1

SELL SCORE			
Rating	High	Value As Of	2020-07-13 23:12:13
Sell Score	675		
Rating	High		
Value As Of	2020-07-13 23:12:13		
Sell Score	675		

LISTING INFORMATION			
MLS Listing Number	36264898	MLS Original List Price	\$215,000

MLS Status	Option Pending	MLS Status Change Date	07/07/2020
Listing Area	25	MLS Pending Date	07/07/2020
MLS D.O.M	8	Listing Agent	Jrowlett-James Rowlett
MLS Listing Date	06/29/2020	Listing Broker	RE/MAX NORTHWEST, REALTORS
MLS Current List Price	\$215,000		
MLS Listing Number	36264898		
MLS Original List Price	\$215,000		
MLS Status	Option Pending		
MLS Status Change Date	07/07/2020		
Listing Area	25		
MLS Pending Date	07/07/2020		
MLS D.O.M	8		
Listing Agent	Jrowlett-James Rowlett		
MLS Listing Date	06/29/2020		
Listing Broker	RE/MAX NORTHWEST, REALTORS		
MLS Current List Price	\$215,000		
MLS Listing #	61705839	52470829	
MLS Status	Terminated	Expired	
MLS Listing Date	09/29/2016	06/03/2016	
MLS Listing Price	\$163,500	\$179,500	
MLS Orig Listing Price	\$163,500	\$179,500	
MLS Wthdr Date	10/04/2016		
MLS Listing #	61705839		

MLS Status	Terminated
MLS Listing Date	09/29/2016
MLS Listing Price	\$163,500
MLS Orig Listing Price	\$163,500
MLS Wthdr Date	10/04/2016
MLS Listing #	52470829
MLS Status	Expired
MLS Listing Date	06/03/2016
MLS Listing Price	\$179,500
MLS Orig Listing Price	\$179,500
MLS Wthdr Date	

LAST MARKET SALE & SALES HISTORY

Recording Date	04/04/2008
Buyer Name	Vasquez Gabriel A
Seller Name	Mhi Ptshp Ltd
Document Number	168448
Document Type	Warranty Deed
Recording Date	04/04/2008
Buyer Name	Vasquez Gabriel A
Seller Name	Mhi Ptshp Ltd
Document Number	168448
Document Type	Warranty Deed

MORTGAGE HISTORY

Mortgage Date	04/04/2008
---------------	------------

Mortgage Amount	\$137,950
Mortgage Lender	Alitex Rlty & Mtg Inc
Mortgage Code	Conventional
Borrower Name	Vasquez Gabriel A
Mortgage Date	04/04/2008
Mortgage Amount	\$137,950
Mortgage Lender	Alitex Rlty & Mtg Inc
Mortgage Code	Conventional
Borrower Name	Vasquez Gabriel A

FORECLOSURE HISTORY

Document Type	Final Judgement	Lis Pendens
Foreclosure Filing Date	10/28/2014	06/12/2014
Recording Date	10/28/2014	06/12/2014
Document Number	363679	253656
Final Judgment Amount	\$8,465	
Foreclosure Case #	1048627	701 1048627
Document Type	Final Judgement	
Foreclosure Filing Date	10/28/2014	
Recording Date	10/28/2014	
Document Number	363679	
Final Judgment Amount	\$8,465	
Foreclosure Case #	1048627	
Document Type	Lis Pendens	
Foreclosure Filing Date	06/12/2014	
Recording Date	06/12/2014	

Document Number	253656
Final Judgment Amount	
Foreclosure Case #	701
Document Type	
Foreclosure Filing Date	
Recording Date	
Document Number	
Final Judgment Amount	
Foreclosure Case #	1048627

Generated on: 07/16/20

Courtesy of James Rowlett, RE/MAX Northwest, REALTORS, Houston Association of REALTORS

The data within this report is compiled by CoreLogic from public and private sources. If desired, the accuracy of the data contained herein can be independently verified by the recipient of this report with the applicable county or municipality.



Search Listings

MY LIST 5

(/MOA_MYACCOUNT_MEMBERSHIP_INFO/MY_CONTACT_INFO)

(https://www.har.com/?

reset=1)

FOR SALE ▾ FOR RENT ▾ HOME VALUES ▾ SCHOOLS ▾ NEIGHBORHOODS ▾ AGENTS ▾ TOOLS ▾ ABOUT ▾

Dashboard (/Memberonlyarea) Leads / Appt (/Moa_lead_management?Page=1&Tab=Email_leads&Inner_tab=Inbox)

MyAccount (/Moa_myaccount_membership_info/My_contact_info) Training (/Memberonlyarea/MyClasses) HAR.com ▾


Home (https://www.har.com/) > Texas Real Estate Markets (https://www.har.com/texasrealestate) > MUDs / Water Districts in Texas

TEXAS WATER DISTRICTS AND BOND INFORMATION

A	B	C
(https://www.har.com/texasrealestate/waterdistricts? (https://www.har.com/texasrealestate/waterdistricts? (https://www.har.com/texasrealestate/waterdistricts? (https://www.har.com/texasrealestate/waterdistricts? county=Harris&sort=a)	county=Harris&sort=b)	county=Harris&sort=c)

Harris Co MUD # 165 (?dist=465&county=Harris)
County: Harris (https://www.har.com/harris-county-tx/realestate/48201/)
Tax Rate: 1.05
Tax Year: 2019
Bonds Authorized: \$470,995,000
Bonds Issued: \$174,410,000

View all water districts (/texasrealestate/waterdistricts)



Real Insight

Sign up for the Real Insight to receive informative articles, local market statistics and helpful information tailored to you. See more. (/insight/)

Type Your Email Here

SUBSCRIBE

By subscribing, you accept our privacy policy (/content/privacy).

Resource Links

Homes for Sale

Houston homes for sale and rent (https://www.har.com/houston/realestate) Dallas homes for sale and rent (https://www.har.com/dallas/realestate)

Austin homes for sale and rent (https://www.har.com/austin/realestate) San Antonio homes for sale and rent (https://www.har.com/sanantonio/realestate)

FEEDBACK



Search Listings

MY LIST 5



FOR SALE

FOR RENT

HOME VALUES

SCHOOLS

NEIGHBORHOODS

AGENTS

TOOLS

Dashboard

Leads / Appt

MyAccount

Training

HAR.com

ABOUT

Home > School Finder > Details

POSTMA ELEMENTARY SCHOOL

Write a Review

★★★★★ **A** Excellent | (Based on 2019 STAAR Data)

Find school details, real estate for sale, real estate for rent and more near POSTMA Elementary School

About POSTMA Elementary School



School Summary

POSTMA Elementary School is located at 18425 W RD, CYPRESS, TX, 77433. The school is part of CYPRESS-FAIRBANKS ISD.

To contact the school, call (281) 345-3660.

Teachers

POSTMA Elementary School employs 51 teachers, who have been with the school an average of 8 years. The teachers average 10 years of experience in teaching. The school currently has 973 students with a student to teacher ratio of 19.00 S/T. The special education division has 4 teachers assisting it. POSTMA Elementary School also employs 14 education aids.

Enrollment	977
Is Charter	No
School District:	CYPRESS-FAIRBANKS ISD
Phone Number:	(281) 345-3660
Address:	18425 W RD , CYPRESS , 77433 Directions
County:	Harris County

FEEDBACK

Grade Span	EE - 05
Principal	MS TERESA BELL
Website	Click to view

Accountability Ratings & Designations of POSTMA Elementary School



Accountability Ratings

★★★★★ **A** Excellent

	Scaled Score
Student Achievement	91
Student Progress	88
Closing Performance Gaps	88
Overall	90

Distinction Designations



- | | |
|--------------------------------|------------------|
| ✓ Read/ELA | ✗ Mathematic |
| ✓ Science | ✗ Social Studies |
| ✓ Comparative Academic Growth | ✓ Post-secondary |
| ✗ Comparative Closing the Gaps | |

POSTMA Elementary School Student / Staff Statistics



FEEDBACK

Student Statistics

Racial/Ethnic Group	Number	Percent
African American	248	25.49 %

Student Statistics

Hispanic	289	29.70 %
White	197	20.25 %
Asian	194	19.94 %
Native American	4	0.41 %
Two or More Races	39	4.01 %
Total Students	973	100.00%
Economically Disadvantaged	367	37.72 %
Limited English Proficiency	191	19.63 %

Program	Number	Percent
Bilingual	180	18.50 %
Gifted & Talented	43	4.42 %
Special Education	63	6.47 %
Teacher Student Ratio		19.00 S/T

Staff Statistics

Experience	Number	Percent
Over 20 years	7	13.65%
10 - 20 years	16	30.21%
6 - 10 years	9	17.54%
1- 5 years	15	29.24%
Beginning Teacher	5	9.16%
Teacher Experience Average	10.20 yrs	
Teacher Tenure Average	7.50 yrs	

Teacher Type	Number	Percent
Total Teachers	51	100.00%
Female Teachers	51	100.00%

Staff Statistics

Male Teachers	0	0.00%
School Admin	3	
School Support	7	
Edu Aids	14	
Special Education	4	

POSTMA Elementary School 2019 STAAR Statistics

Group	All Subjects	Read	Math	Science	SocStudies	Writing
ALL	89 %	89 %	91 %	91 %	. %	84 %
African American	85 %	84 %	87 %	86 %	. %	80 %
Hispanic	88 %	86 %	90 %	91 %	. %	83 %
White	92 %	94 %	92 %	92 %	. %	86 %
Asian	96 %	96 %	97 %	96 %	. %	95 %
Two or More Races	88 %	85 %	95 %	* %	. %	78 %
Economically Disadvantaged	85 %	84 %	86 %	88 %	. %	79 %
Male Students	86 %	84 %	89 %	87 %	. %	81 %
Female Students	93 %	93 %	93 %	95 %	. %	88 %
Special Education	64 %	60 %	73 %	83 %	. %	33 %
Limited English Proficiency	77 %	73 %	80 %	89 %	. %	63 %

POSTMA Elementary School Boundries homes for sale and rent

FEEDBACK

Property

Type



Search Listings

MY LIST 5



FOR SALE

FOR RENT

HOME VALUES

SCHOOLS

NEIGHBORHOODS

AGENTS

TOOLS

Dashboard

Leads / Appt

MyAccount

Training

HAR.com

ABOUT

Home > School Finder > Details

ANTHONY MIDDLE SCHOOL

Write a Review



Good



(Based on 2019 STAAR Data)

Find school details, real estate for sale, real estate for rent and more near ANTHONY Middle School

About ANTHONY Middle School



School Summary

ANTHONY Middle School is located at 10215 GREENHOUSE RD, CYRESS, TX, 77433. The school is part of CYPRESS-FAIRBANKS ISD.

To contact the school, call (281) 373-5660.

Teachers

ANTHONY Middle School employs 87 teachers, who have been with the school an average of 6 years. The teachers average 9 years of experience in teaching. The school currently has 1,566 students with a student to teacher ratio of 18.10 S/T. The special education division has 14 teachers assisting it. ANTHONY Middle School also employs 15 education aids.

Enrollment	1566
Is Charter	No
School District:	CYPRESS-FAIRBANKS ISD
Phone Number:	(281) 373-5660
Address:	10215 GREENHOUSE RD , CYRESS , 77433 Directions
County:	Harris County

FEEDBACK

Grade Span	06 - 08
Principal	DR VIVIAN BENNETT

Accountability Ratings & Designations of ANTHONY Middle School



Accountability Ratings

★★★★★ **B** Good

	Scaled Score
Student Achievement	88
Student Progress	89
Closing Performance Gaps	83
Overall	87

Distinction Designations



- | | |
|--------------------------------|------------------|
| ✘ Read/ELA | ✘ Mathematic |
| ✔ Science | ✘ Social Studies |
| ✘ Comparative Academic Growth | ✘ Post-secondary |
| ✘ Comparative Closing the Gaps | |

ANTHONY Middle School Student / Staff Statistics



Student Statistics

Racial/Ethnic Group	Number	Percent
African American	403	25.73 %
Hispanic	625	39.91 %

FEEDBACK

Student Statistics

White	287	18.33 %
Asian	187	11.94 %
Native American	9	0.57 %
Two or More Races	49	3.13 %
Total Students	1,566	100.00%
Economically Disadvantaged	754	48.15 %
Limited English Proficiency	77	4.92 %

Program	Number	Percent
Bilingual	70	4.47 %
Gifted & Talented	143	9.13 %
Special Education	113	7.22 %
Teacher Student Ratio		18.10 S/T

Staff Statistics

Experience	Number	Percent
Over 20 years	6	6.69%
10 - 20 years	31	35.18%
6 - 10 years	21	24.68%
1- 5 years	26	29.99%
Beginning Teacher	3	3.46%
Teacher Experience Average	9.30 yrs	
Teacher Tenure Average	5.50 yrs	

Teacher Type	Number	Percent
Total Teachers	87	100.00%
Female Teachers	64	73.47%
Male Teachers	23	26.53%

Staff Statistics

School Admin	5	
School Support	7	
Edu Aids	15	
Special Education	14	

ANTHONY Middle School 2019 STAAR Statistics

Group	All Subjects	Read	Math	Science	SocStudies	Writing
ALL	86 %	85 %	88 %	93 %	82 %	81 %
African American	83 %	81 %	84 %	90 %	77 %	82 %
Hispanic	83 %	83 %	85 %	92 %	78 %	75 %
White	91 %	90 %	94 %	98 %	86 %	81 %
Asian	96 %	93 %	97 %	98 %	98 %	95 %
Two or More Races	90 %	92 %	96 %	88 %	81 %	83 %
Economically Disadvantaged	81 %	79 %	83 %	91 %	77 %	77 %
Male Students	82 %	81 %	84 %	91 %	81 %	70 %
Female Students	91 %	90 %	92 %	96 %	83 %	90 %
Special Education	48 %	46 %	56 %	63 %	39 %	26 %
Limited English Proficiency	55 %	48 %	64 %	70 %	43 %	47 %

ANTHONY Middle School Boundries homes for sale and rent**Property**

Type

FEEDBACK



Search Listings

MY LIST 5



FOR SALE

FOR RENT

HOME VALUES

SCHOOLS

NEIGHBORHOODS

AGENTS

TOOLS

Dashboard

Leads / Appt

MyAccount

Training

HAR.com

ABOUT

Home > School Finder > Details

CYPRESS SPRINGS HIGH SCHOOL

Write a Review

★★★★★ **B** Good | (Based on 2019 STAAR Data)

Find school details, real estate for sale, real estate for rent and more near CYPRESS SPRINGS High School

About CYPRESS SPRINGS High School



School Summary

CYPRESS SPRINGS High School is located at 7909 FRY RD, CYPRESS, TX, 77433-3240. The school is part of CYPRESS-FAIRBANKS ISD.

To contact the school, call (281) 345-3000.

Teachers

CYPRESS SPRINGS High School employs 186 teachers, who have been with the school an average of 6 years. The teachers average 10 years of experience in teaching. The school currently has 2,715 students with a student to teacher ratio of 14.60 S/T. The special education division has 36 teachers assisting it. CYPRESS SPRINGS High School also employs 30 education aids.

Enrollment	2717
Is Charter	No
School District:	CYPRESS-FAIRBANKS ISD
Phone Number:	(281) 345-3000
Address:	7909 FRY RD , CYPRESS , 77433-3240 Directions
County:	Harris County

FEEDBACK

Grade Span	09 - 12
Principal	DR CHERYL HENRY
Website	Click to view

Accountability Ratings & Designations of CYPRESS SPRINGS High School



Accountability Ratings

★★★★★ **B** Good

	Scaled Score
Student Achievement	82
Student Progress	86
Closing Performance Gaps	77
Overall	83

Distinction Designations



- | | |
|--------------------------------|------------------|
| ✓ Read/ELA | ✗ Mathematic |
| ✗ Science | ✗ Social Studies |
| ✗ Comparative Academic Growth | ✓ Post-secondary |
| ✗ Comparative Closing the Gaps | |

CYPRESS SPRINGS High School Student / Staff Statistics



FEEDBACK

Student Statistics

Racial/Ethnic Group	Number	Percent
African American	799	29.43 %

Student Statistics

Hispanic	1,402	51.64 %
White	253	9.32 %
Asian	191	7.03 %
Native American	19	0.70 %
Two or More Races	48	1.77 %
Total Students	2,715	100.00%
Economically Disadvantaged	1,778	65.49 %
Limited English Proficiency	181	6.67 %

Program	Number	Percent
Bilingual	172	6.34 %
Gifted & Talented	93	3.43 %
Special Education	262	9.65 %
Teacher Student Ratio		14.60 S/T

Staff Statistics

Experience	Number	Percent
Over 20 years	26	14.11%
10 - 20 years	43	22.91%
6 - 10 years	35	18.72%
1- 5 years	74	39.48%
Beginning Teacher	9	4.83%
Teacher Experience Average	9.90 yrs	
Teacher Tenure Average	6.00 yrs	

Teacher Type	Number	Percent
Total Teachers	186	100.00%
Female Teachers	105	56.44%

FEEDBACK

Staff Statistics

Male Teachers	81	43.56%
School Admin	11	
School Support	27	
Edu Aids	30	
Special Education	36	

CYPRESS SPRINGS High School 2019 STAAR Statistics

Group	All Subjects	Read	Math	Science	SocStudies	Writing
ALL	82 %	74 %	82 %	90 %	96 %	. %
African American	78 %	67 %	79 %	86 %	96 %	. %
Hispanic	83 %	75 %	83 %	91 %	96 %	. %
White	85 %	77 %	76 %	96 %	98 %	. %
Asian	94 %	90 %	100 %	97 %	98 %	. %
Two or More Races	89 %	82 %	91 %	88 %	100 %	. %
Economically Disadvantaged	81 %	72 %	84 %	90 %	96 %	. %
Male Students	80 %	71 %	80 %	88 %	96 %	. %
Female Students	84 %	76 %	84 %	92 %	97 %	. %
Special Education	52 %	40 %	54 %	54 %	84 %	. %
Limited English Proficiency	56 %	40 %	72 %	75 %	78 %	. %

CYPRESS SPRINGS High School Class of 2018 Graduates

Standardized Test					Graduation				
Group	% Tested	SAT Avg	ACT Avg	Abv Criteria	Read Ready	Math Ready	Both Ready	Graduated	GE
ALL	99.9	1035	16.9	21.2	47.1	36.3	32.4	88.2	0.5
African American	100	998	16.4	17.5	45.1	30.8	28.7	85.7	0.4

FEEDBACK

Hispanic	100	1035	16.6	19.9	45.1	35.2	31.3	89.8	0.5
White	96.9	1104	18.2	27.4	50	45.3	35.9	87.1	1.4
Asian	94.4	1192	20.6	55.9	66.7	72.2	66.7	92.3	0
Two or More Races	100	960	16.6	11.8	62.5	25	18.8	83.3	0
Male Students	99.7	1062	17	19.5	43.5	33.9	29.6	86	0.7
Female Students	100	1016	16.7	22.9	50.7	38.8	35.3	90.6	0.3
Special Education	n/a	n/a	n/a	n/a	4.9	0	0	83.6	1.6
Eco Disadvantaged	n/a	n/a	n/a	n/a	45.8	33.5	29.9	88.7	0.2

CYPRESS SPRINGS High School Boundries homes for sale and rent

Property

Type

Price

Bathrooms

Bedrooms

Please contact the school district to determine the schools to which this property is zoned.

FEEDBACK

CYPRESS SPRINGS High School for School Boundary Map



School boundary map anomalies in street representation can and do occur, please contact the school directly using the number listed above.