


# STRUCTURED WIRING 101

HOMEPRO



## WHY STRUCTURED WIRING?

### Quick Facts




- Decreases the congestion on your WiFi network allowing for a better all around internet experience (Netflix, Hulu, etc)
- Allows you to plug in devices that recommend a wired connection (Gaming Consoles, Smart TVs, etc)
- Turns standard phone jacks into a home network solution
- Adds to the resale value of a home, and makes it possible for the homeowner to easily take advantage of new technologies in audio/video, data, and home automation

### Why During The Build Process




- The cost doubles after construction
- HomePro warranties all work for 1 year after closing
- Allows the experts to do the work cheaper than DIY
- Increases the value of your home



#### Structured Wiring Panel

The router need to be placed on the outside of this for better connectivity. The Hub/Switch will need to be placed inside the Structered Wiring Panel



#### Router

The router will be provided by your ISP (Internet Service Provider) i.e. Verizon™, Xfinity™, AT&T™




#### Hub or Switches

The hub can be purchased from any online retailer. **Hub/Switches are not provided by HomePro**  
All the CAT5e cabled must be plugged into a network switch\*

*[Handwritten Signature]*

Home Buyer Signature



#### Wireless Access Point

A wireless access point can be purchased from any online retailer. WAPs are not provided by HomePro.

**\_\_ Port Network Switch Required**      **\_\_ Wireless Access Points Required**

\*Please ensure you have not plugged the CAT5e cables into the Voice Module provided by HomePro. That is specifically for a land-line telephone and will not distribute internet throughout the home.

## TV / INTERNET / PHONE

- CAT - Phone/Data location (1-CAT5e)
- ENT - Home Entertainment Location (1-CAT5e/2-RG6)
- HO - Home Office (2-CAT5e/1-RG6)
- HN - Home Network- (3-CAT5e/ 1-RG6)
- MO - Media Outlet (1-RG6/1-CAT5e)
- NP - Network Plate (2-CAT5e)
- SWP - Structure Wire Panel location
- TV - TV location (1-RG6)
- UNV - Universal Outlet Location (2-CAT5e/2-RG6)
- WAP - Wireless Access Point Prewire (1-CAT5e)

## AUDIO

- INT - Intercom Station Prewire Location (1-CAT5e)
- IMU - Intercom Master Unit Location
- SS - Surround Sound Prewire Homerun
- ST - Stereo Speaker Prewire Homerun (Includes a VC prewired)
- SP - In-Wall Speaker Prewire (16/2)  
(Prewired at 5'6" unless otherwise noted)
- SP - In-Ceiling Speaker Prewire (16/2)  
(CANNOT be prewired over 12')
- SP - ATMOS Speaker Prewire (16/2)  
(Side speakers go to in-ceiling)
- SUB - Subwoofer - (1-RG6)

## BUILDER NOTES

- Φ - Electrical Outlet (110V) (Electrician finished)
- HH - Hammer Height

## HOME AUTOMATION

- AP - Home Automation Panel Prewire
- LZ - Lighting Zone (Builder finished switch)

## SECURITY / SURVEILLANCE

- CAM - Camera location DVR (1-RG6, 1-CAT5e)  
(CANNOT install cameras over 12')
- CVR - Camera DVR Homerun
- G8 - Glass Break Detector (1-22/4)
- IP-CAM - Camera location NVR (2-CAT5e)  
(CANNOT install cameras over 12')
- KP - Keypad Location (1-22/4)
- OG - Overhead garage switch (1-22/2)
- MD - Motion Detector (1-22/4)
- NVR - Camera NVR Homerun
- SD - Monitored Smoke Detector (1-22/4)
- SEC - Security Wire Panel Location

## VIDEO ENHANCEMENTS

- BALUN - Balun (Distant HDMI over 35')(4-CAT5e)
- BN - Balun Homerun Location
- C - Conduit (installed at 5'6" unless otherwise noted)
- C - Conduit Homerun
- HDMI - HDMI Bundle (2-HDMI/ 2-CAT5e trimmed)  
(Installed at 5'6" unless otherwise noted)
- HD - HDMI Bundle Homerun location
- HD - HDMI Projector Bundle (2-HDMI/ 2-CAT5e trimmed)
- PR - HDMI Projector Bundle Homerun Location

## CENTRAL VACUUM

- vac - Central Vac Master (Garage)

\* All markings are PREWIRED ONLY, FINISHED OUT/INSTALLED EQUIPMENT locations will be marked with inverted markings.  
EXAMPLES: **CAM** **SP** **SP**

# MARKING TOOL LEGEND

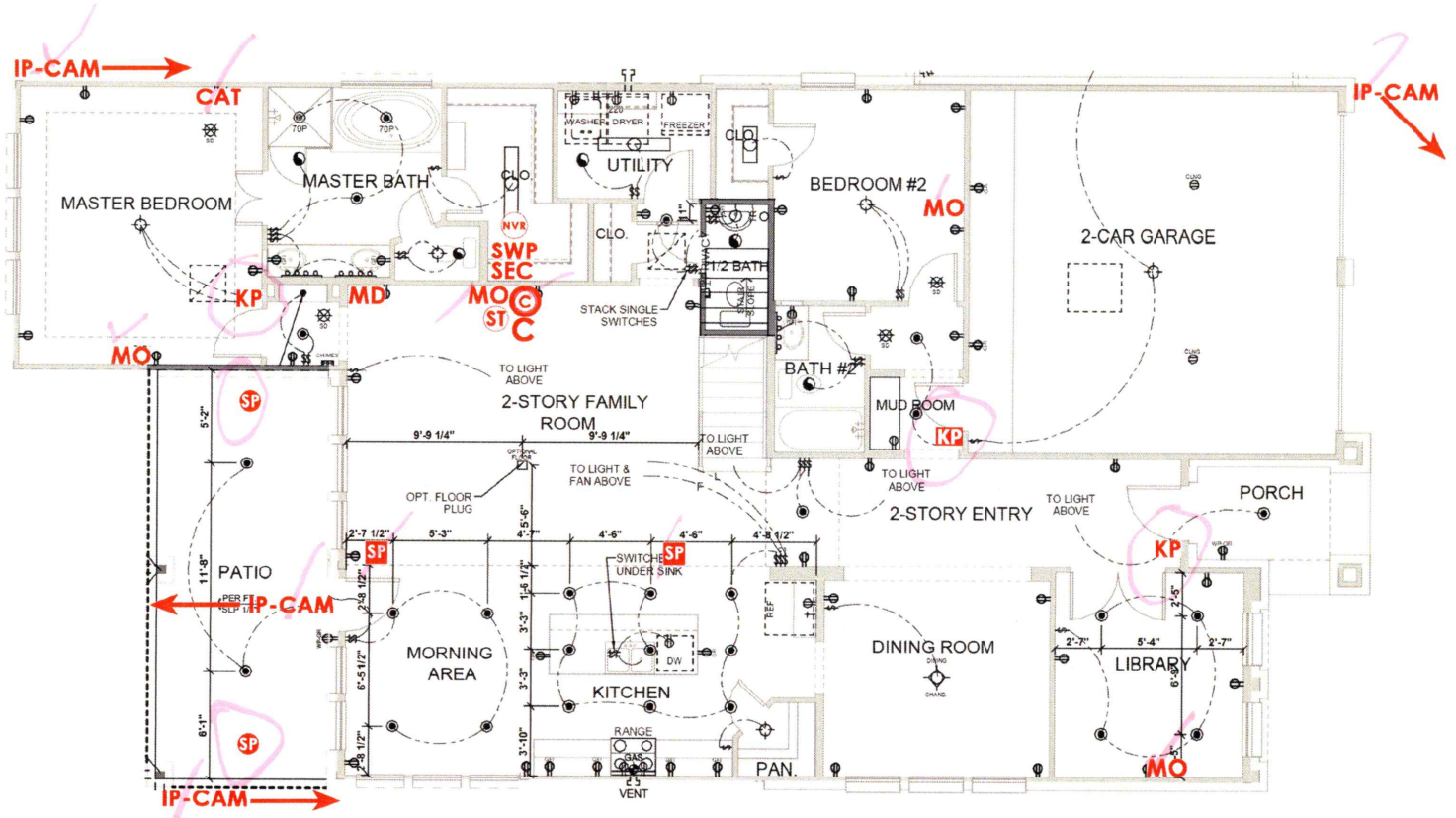
# 24723 LEVANTE DRIVE - Wolf

Floor 1 of 2

Plan: 2797W

Lakes of Bella Terra 50'

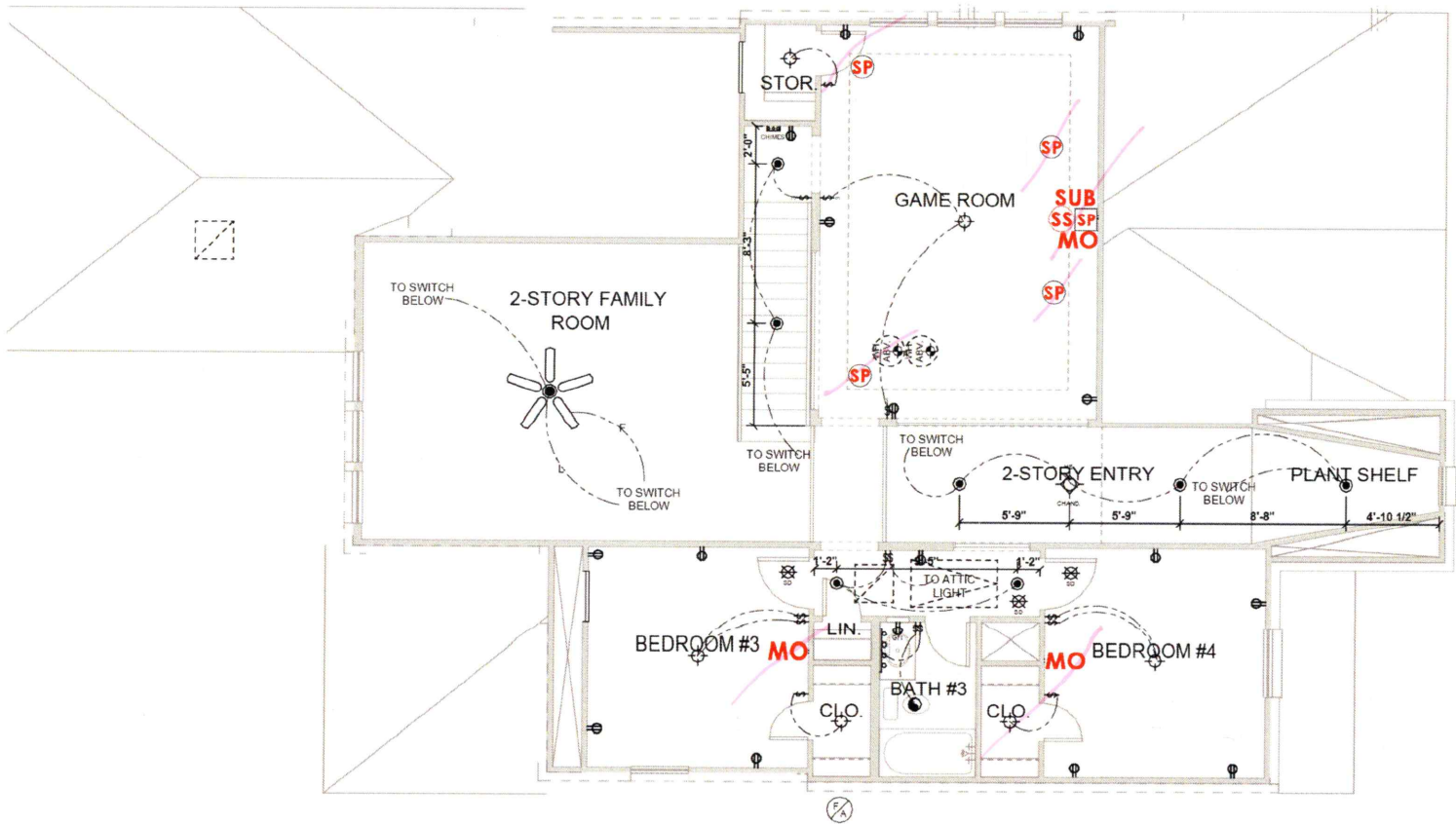
Level 4 Security



*MW*

\* All markings are PREWIRED ONLY, FINISHED OUT/INSTALLED EQUIPMENT locations will be marked with inverted markings.  
 EXAMPLES: **CAM** **SF** **SP**

24723 LEVANTE DRIVE - Wolf  
Floor 2 of 2  
Plan: 2797W  
Lakes of Bella Terra 50'  
Level 4 Security



Handwritten initials 'TW' in the bottom left corner.

\* All markings are PREWIRED ONLY, FINISHED OUT/INSTALLED EQUIPMENT locations will be marked with inverted markings. EXAMPLES: **CAM** **SP** **SP**