ELECTRICAL LEGEND:

- 110 VOLT RECEPTACLE
- GFCI 110 VOLT W/ GROUND FAULT INTERRUPTOR
- CLG. 110 VOLT IN CLG.
- WP WATERPROOF RECEPTACLE
- FLR. 110 VOLT IN FLOOR
- 110 VOLT 1/2 SWITCHED
- 220 VOLT RECEPTACLE
- TELEVISION ANTENNA
- GAS OUTLET
- HOSE BIB
- TELEPHONE OUTLET
- SINGLE POLE SWITCH
- THREE WAY SWITCH
- FOUR WAY SWITCH
- DIMMER SWITCH
- PB PUSH BUTTON
- SD SMOKE DETECTOR
- T THERMOSTAT
- CHIMES
- CEILING MOUNTED LIGHT FIXTURE
- HANGING LIGHT
- RECESSED CAN LIGHT
- WP WATERPROOF RECESSED CAN LIGHT
- RECESSED EYEBALL SPOT LIGHT
- E ELECTRIC METER
- WALL MOUNTED LIGHT FIXTURE
- FC FOREGLAIN FIXTURE W/ PULL CORD
- FLOOD LIGHTS
- EXHAUST FAN
- CEILING FAN
- G.D.O. GARAGE DOOR OPENER (PROVIDE SWITCH TO OUTLET)
- ELECTRIC PANEL
- 1X4' FLUORESCENT LIGHT
- 2X4' FLUORESCENT LIGHT
- UNDER COUNTER LIGHT
- ACCU AIR CONDITIONER CONDENSER UNIT
- TRACK LIGHTING
- HALLOGEN SPOT

ELECTRICAL NOTES:

01. SMOKE DETECTORS REQUIRE A 110V CONNECTION TO HOUSE WITH BATTERY BACKUP. ALL SMOKE DETECTORS SHALL BE WIRED IN SERIES (INTERCONNECTED) PERS SEC. R317.1 IRC.
02. PROVIDE G.F.C.I. OUTLETS WITHIN 6'-0" OF SINKS, IN GARAGES AND ALL OTHER WATERPROOF OUTLETS.
03. RECESS LIGHTS IN INSULATED CEILINGS TO BE LIGHTOLER 1102 IC - 105 OR EQUAL.
04. PROVIDE 110C OUTLET AND SWITCHED IN ATTIC NEAR H.V.A.C. EQUIPMENT. LOCATE SWITCH NEAR (IF NOT OUTSIDE) ATTIC ACCESS.
05. PROVIDE VENTILATION FAN AT ALL BATHS AND UTILITY ROOMS. IF UTILITY HAS A MEANS OF NATURAL VENTILATION TO OUTSIDE, VENT FAN IS NOT NECESSARY.
06. ALL EXHAUST VENTS SHALL EXIT THROUGH THE ROOF DECKING AT A MINIMUM DISTANCE OF 5'-0" FROM ANY PROPERTY LINE. DRYER VENTS MAY EXIT A NON-FIRE RATED EXTERIOR WALL.
07. WHEN GARAGE DOOR OPENERS ARE INSTALLED, PROVIDE LOW VOLTAGE FOR SHUTOFF AND REVERSE SENSORS AT BOTH SIDES OF OVERHEAD DOOR.

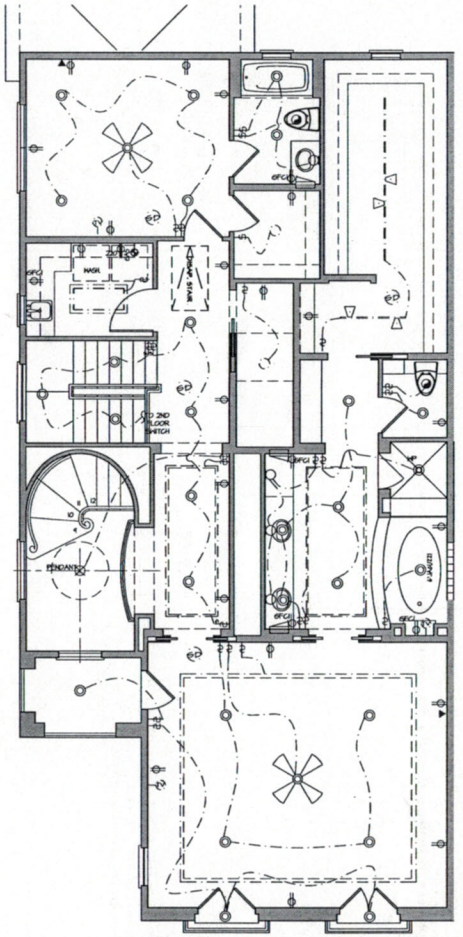

03 THIRD FLOOR - ELECTRICAL PLAN
SCALE: 1/4" = 1'-0"

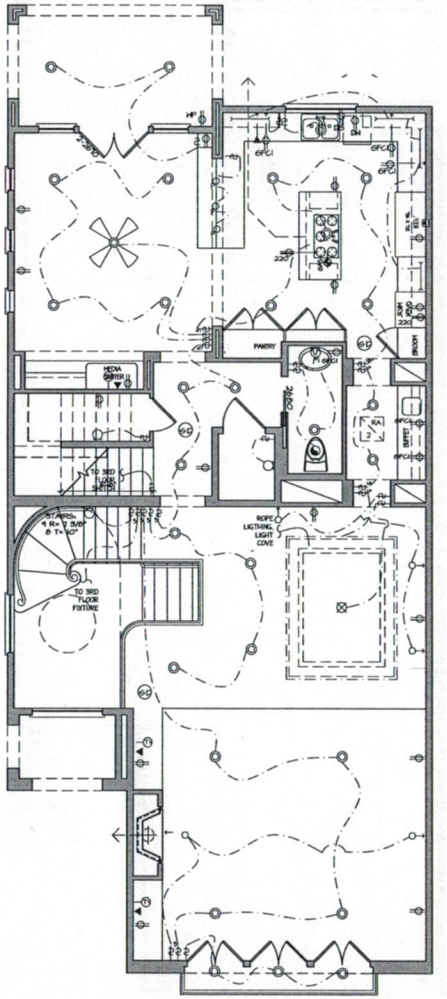

02 SECOND FLOOR - ELECTRICAL PLAN
SCALE: 1/4" = 1'-0"

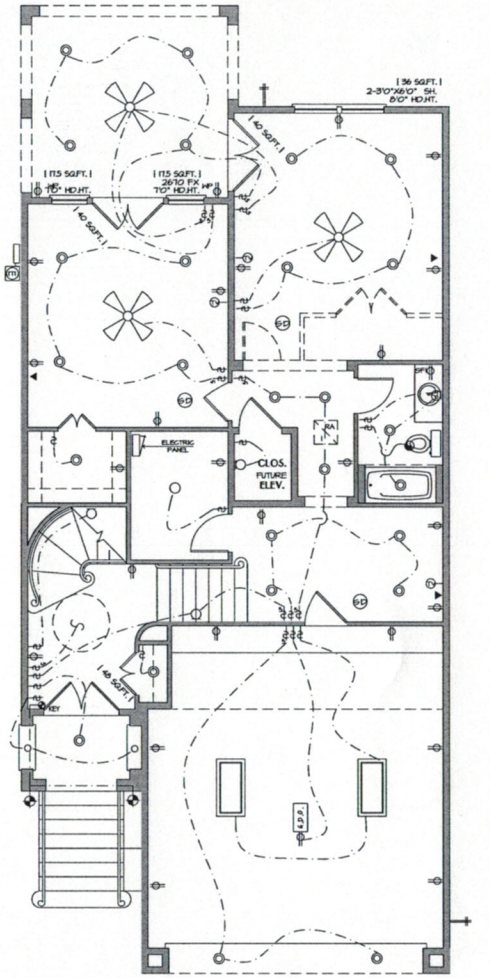

01 FIRST FLOOR - ELECTRICAL PLAN
SCALE: 1/4" = 1'-0"

WATERHILL
1717 St. James Place Suite 360
Houston, Texas 77056
tel: 713.621.3333
fax: 713.963.8042
waterhillcompany.com

REVISION(S)

NO	DATE	DESCRIPTION

NOTICE: THIS SET OF DRAWINGS AND SPECIFICATIONS FOR A CUSTOM DESIGNED HOME ARE THE COPYRIGHTED PROPERTY OF THE WATERHILL COMPANY. THESE DRAWINGS ARE NOT TO BE REPRODUCED BY ANYONE BY ANY METHOD INCLUDING, BUT NOT LIMITED TO, BLUEPRINTING, XEROXING, TRACING, PHOTOGRAPHY, REDRAWING, OR ANY OTHER MEANS WITHOUT THE WRITTEN CONSENT OF THE WATERHILL COMPANY. THESE DRAWINGS MAY NOT BE FURNISHED TO OTHERS FOR ANY TYPE OF REPRODUCTION. THE DESIGN OUTLINED WITHIN THESE DRAWINGS AND SPECIFICATIONS IS ALSO THE COPYRIGHTED PROPERTY OF THE WATERHILL COMPANY AND IS PROTECTED UNDER "ARCHITECTURAL WORKS" 17 U.S.C. § 102 (a) (8), U.S. COPYRIGHT ACT. ALL ORIGINAL TRACINGS PREPARED BY THE WATERHILL COMPANY ARE ALSO THE PROPERTY OF THE WATERHILL COMPANY AND WILL REMAIN AT THE WATERHILL COMPANY'S OFFICE FOR PERMANENT STORAGE. THESE DRAWINGS AND SPECIFICATIONS MAY ONLY BE USED ONCE AT THE ADDRESS STATED BELOW.
© THE WATERHILL COMPANY (2005)

TO

Waterhill Homes
2714 NEWMAN STREET
HOUSTON, TEXAS 77098

PROJECT #	05040-2
DATE:	DECEMBER 20, 2005
ISSUE:	PERMIT
DRAWING NAME:	ELECTRICAL PLAN
DRAWING SHEET:	E.1