

**Home
Improvements
to
5206 Bear Pass Ct.**

COLONY ROOFING & EXTERIORS, LP
 22503 Katy Freeway, Katy, TX 77450
 (281) 347-4438 colonyroofing@gmail.com colonyroofingTX.com

Invoice No. 20-2032A/B

INVOICE

Customer

Name Jim Devine
 Address 5206 Bear Pass Ct
 City Katy State TX ZIP 77449
 Phone CLAIM 5308Z499K State Farm

Misc

Date 10-3-2020
 Order No.
 Rep
 FOB

Qty	Description	Unit Price	TOTAL
	Remove/replace roof GAF/LT/HDZ/AR All items on adjuster's summary /GAF Golden Pledge Warranty 2213886		
1	WORK COMPLETED		
	Repair soffit on second floor		
	Prep, caulk, all siding, trim, soffit, fasci		
	Paint - 2 Coats/2 Colors		
1	WORK COMPLETED		
1	Additional siding repair		

PAID IN FULL. THANK YOU!

THANK YOU FOR YOUR BUSINESS.
 QUESTIONS? Steve Furber 281-827-9035

SubTotal
 Shipping

Payment Select One...

Tax Rate(s)

Comments WORK COMPLETED

Name
 CC #
 Expires

TOTAL

Office Use Only

Thank you for choosing Colony Roofing & Exteriors, LP. We have been in business for over thirty years. Please let us know if there is anything else we can do for you. In addition to roofing and radiant barrier, we also install siding, windows, gutters, and do exterior painting.

New Roof
New Paint Exterior
2coats/2colors
Sherwin Williams Resilience
Nomadic Desert SW6107
Divine White - Trim SW6105

GAF Enhanced Limited Warranty Registration Information

Warranty: Golden Pledge

Installation Date: 09/11/20

Installed: Steep Slope 25 Squares

Property: JIM DEVINE

Address: 5206 BRIAR PASS CT
KATY, TX 77449-6015

Contractor: Colony Roofing & Exteriors

Address: 22503 Katy Fwy
Katy, TX 77450

Phone: 281-827-9035

Products Covered:

FeltBuster

StormGuard

Cobra Rigid Vent 3

Timberline HDZ

StainGuard

Pro-Start

Timbertex

2213886

Warranty Registration #

©2020 GAF 1/20

We protect what matters most™





Golden Pledge[®] Limited Warranty

GAF

GOLDEN
PLEDGE

★★★★★

continued from previous page

Who Is Covered By This Limited Warranty: Transferability

You are covered by this limited warranty if you live in the United States or Canada and are the original property owner (i.e., not a builder or installer) or the first subsequent owner if this warranty was properly transferred.

This limited warranty may be transferred **only once**. The second owner must notify GAF in writing within **one year** after the property transfer for warranty coverage to be transferred. (Other than this one transfer, this warranty may **not** be transferred or assigned, directly or indirectly.) If the transfer takes place within the first 20 years after installation, the second owner is entitled to the same coverage as the original owner. If the transfer takes place afterwards, the length of this warranty shall be reduced to the two-year period after ownership changes. During this two-year period, GAF's reimbursement to the second owner will be based only on the reasonable cost of replacement GAF Products, reduced by the amount of use that has been received from the GAF Products from date of installation through the date of claim.

Manufacturing Defects: What Is Covered/Sole And Exclusive Remedy

GAF Warranty Company, LLC, a subsidiary of GAF, warrants that your GAF Products will remain free from manufacturing defects that adversely affect their performance during the applicable warranty term listed above. **Note:** Wind Warranty and Algae Warranty are covered separately below.

(1) During the Smart Choice[®] Protection Period: GAF will pay you the full reasonable cost of labor to repair or re-cover any defective GAF Product(s) (excluding non-GAF accessories, metal work, or flashings other than Covered Flashings), and will provide replacement GAF Products or the reasonable cost of obtaining replacement GAF Products, at GAF's option. The costs of labor to tear off some or all of your GAF Products and disposal are included if necessary to repair your roof.

(2) After the Smart Choice[®] Protection Period: The repair or re-cover cost, replacement GAF Products, or reimbursement provided to you will be reduced to reflect the use you have received from your GAF Products. The amount of use will be calculated by dividing the number of months which have elapsed since installation to the date of claim by the number of months in the warranty term. For a Lifetime warranty, GAF's contribution in years 51 and beyond will be 20%. After the non-prorated period, GAF's maximum liability for any roof shall **NOT** exceed three times the reasonable cost of replacement GAF Products before any reduction for use.

WindProven[™] Limited Wind Warranty: What Is Covered/Sole and Exclusive Remedy

This limited warranty is **specifically conditioned** on your meeting all eligibility requirements, including installation of **LayerLock-labeled** shingles, GAF Ridge Cap Shingles, GAF Starter Strip Shingles, and a GAF Roof Deck Protection Product, plus your choice of either a GAF Leak Barrier Product or GAF Attic Ventilation Product, and your **LayerLock-labeled** shingles being fastened and installed **strictly** in accordance with GAF's application instructions. For installations which do not meet these eligibility requirements, see **Wind Warranty** section below. The limited warranty applies only to your **LayerLock-labeled** shingles and does not apply to any GAF Accessory Products. GAF warrants to you that your **LayerLock-labeled** shingles will not fail to seal, blow off, or sustain damage from winds (including gusts) after they should have sealed but did not due to a manufacturing defect. If your **LayerLock-labeled** shingles do fail to seal, blow off, or suffer wind damage, GAF will reimburse you for the reasonable costs of replacing the blown-off or damaged shingles and hand-sealing any unsealed shingles. Costs related to underlayment, metal work, and flashings are not included. GAF's **maximum** liability under this paragraph is to reimburse you for the cost of hand-sealing all of the **LayerLock-labeled** shingles on your roof.

Wind Warranty: What Is Covered/Sole And Exclusive Remedy

GAF warrants to you that your GAF shingles and ridge cap shingles will not fail to seal, blow off, or sustain damage from winds (including gusts) up to the applicable wind speed listed above after they should have sealed but did not due to a manufacturing defect or their misapplication. If your shingles or ridge cap shingles do fail to seal, blow off, or suffer wind damage, GAF will reimburse you for the reasonable costs of replacing the blown-off shingles or damaged shingles or ridge cap shingles and hand-sealing any unsealed shingles or ridge cap shingles. Costs relating to metal work and flashings (other than Covered Flashings) are not included. GAF's **maximum** liability under this paragraph is to reimburse you for the cost of hand-sealing all of the shingles and ridge cap shingles on your roof.

Algae Warranty: What Is Covered/Sole And Exclusive Remedy

This limited warranty applies only to shingles and ridge cap shingles sold in packages bearing the **StainGuard Plus[™]** or **StainGuard[®]** logos. GAF warrants to you that blue-green algae (also known as cyanobacteria) will not cause a pronounced discoloration of your **StainGuard Plus[™]** or **StainGuard[®]**-labeled shingles or ridge cap shingles for the warranty term listed above. If your **StainGuard Plus[™]**-labeled shingles or your **StainGuard[®]**-labeled shingles or ridge cap shingles exhibit a pronounced discoloration caused by blue-green algae during the Smart Choice[®] Protection Period listed above, GAF's contribution will be either the reasonable cost of commercially cleaning your shingles or ridge cap shingles or, at GAF's sole option, replacing discolored shingles or ridge cap shingles. The **maximum** cost to GAF shall be lesser of the original cost of the affected shingles or ridge cap shingles or the cost to clean the affected shingles or ridge cap shingles. During the **remainder** of the limited warranty period, GAF's contribution to you will be reduced to reflect the amount of use you have received from your shingles or ridge cap shingles since they were installed. The amount of use will be calculated by dividing the number of months which have elapsed since installation to the date of claim by the number of months in the Algae Warranty term.

Note: Preventing pronounced algae-related discoloration of your shingles or ridge cap shingles is achieved through formulations or through unique blends of granules.

What Is Not Covered

Even if your GAF Products were not properly installed according to GAF's application instructions or to standard good roofing practices, this limited warranty remains in effect. However, GAF will **NOT** be liable for and this warranty does **NOT** apply to:

- (1) Damage resulting from anything other than an inherent manufacturing defect in the GAF Products, their misapplication, or the misapplication of Covered Flashings, such as:
 - (a) settlement, movement, structural damage, or defects in the building, walls, foundation, or the roof base over which the shingles or accessories were applied.
 - (b) inadequate ventilation.
- (2) Damage resulting from causes beyond normal wear and tear, such as:
 - (a) acts of nature, such as hail, fire, or winds (including gusts) over the applicable wind speed listed above except there is no maximum wind speed restriction for shingles covered by the WindProven[™] Limited Wind Warranty.
 - (b) impact of traffic on the roof or foreign objects, including damage caused by objects blown onto the roof by wind.
 - (c) improper storage or handling of the GAF Products.
- (3) Ice damming, except for leaks in the area of your roof covered by a GAF Leak Barrier which are caused by a manufacturing defect in your GAF Leak Barrier, its misapplication, or the misapplication of Covered Flashings.
- (4) Shading or variations in the color of your GAF Products or discoloration or contamination caused by fungus, mold, lichen, algae (except for blue-green algae if your shingles or ridge cap shingles were labeled with the StainGuard Plus[™] or StainGuard[®] logos), or other contaminants, including that caused by organic materials on the roof.
- (5) Damage caused by, or the cost to repair or replace, products not sold by GAF, including but not limited to metal work and counterflashing.
- (6) Improperly designed or installed gutter or downspout systems.
- (7) Damage to the interior or exterior of the building, including, but not limited to, mold growth.
- (8) Damage to or caused by rooftop air conditioning units (and their flashing), pipe works, brace works, skylights, rooftop satellite dishes or other radio/TV devices, counterflashing, or flashings other than those specifically included above.

Other Limitations Concerning Coverage

Decisions as to the extent of repair, re-cover, or cleaning required, and the reasonable cost of such work, will be made solely by GAF. GAF reserves the right to arrange directly for your GAF Products to be repaired, re-covered, or cleaned instead of reimbursing you for such work. The remedy under this warranty is available only for those GAF Products actually exhibiting manufacturing defects, application errors (including misapplication of Covered Flashings), or algae discoloration at the time your claim is settled. Any replacement GAF Products will be warranted only for the remainder of the original warranty period. GAF reserves the right to discontinue or modify its shingles or accessories, including the colors available, so any replacement GAF Products may not be an exact match for the GAF Products on your roof. Even if GAF does not modify a color, replacement GAF Products may not match your original GAF Products due to normal weathering, manufacturing variations, or other factors.

Claims: What You Must Do

You must notify GAF about any claim within **30 days** after you notice a problem. You may report a claim online at gaf.com/contact, by calling GAF at 1-800-458-1860, sending an e-mail to warrantyclaims@gaf.com, or by sending a notice in writing to: GAF, Warranty Claims Department, 1 Campus Drive, Parsippany, NJ 07054, USA. You will then be provided with complete details about submitting your claim. You may be required to send to GAF, at your expense, photographs and sample products for testing. Within a reasonable time after proper notification, GAF will evaluate your claim and resolve it in accordance with the terms of this limited warranty. If you repair or replace your GAF Products before you notify GAF about your claim or before GAF has completed its evaluation of your claim, your claim may be denied. If you need to repair or replace your GAF Products before your claim is resolved, you **MUST** provide GAF with reasonable notice. **NOTE: Notice to your contractor, dealer, or homebuilder is NOT notice to GAF.** You should retain this document for your records in the unlikely event that you need to file a claim.

Sole And Exclusive Warranty

THIS LIMITED WARRANTY IS EXCLUSIVE AND REPLACES ALL OTHER WARRANTIES, CONDITIONS, REPRESENTATIONS, AND GUARANTEES, WHETHER EXPRESS OR IMPLIED, WHETHER BY STATUTE, AT LAW OR IN EQUITY, INCLUDING THE IMPLIED WARRANTIES OF MERCHANTABILITY OR FITNESS FOR A PARTICULAR PURPOSE. This limited warranty is your exclusive warranty from GAF and represents the SOLE REMEDY available to any owner of GAF Products. GAF makes NO OTHER REPRESENTATIONS, CONDITIONS, GUARANTEES, OR WARRANTIES of any kind other than that stated herein. GAF WILL NOT BE LIABLE IN ANY EVENT FOR CONSEQUENTIAL, PUNITIVE, SPECIAL, INCIDENTAL, OR OTHER SIMILAR DAMAGES OF ANY KIND, INCLUDING DAMAGE TO THE INTERIOR OR EXTERIOR OF ANY BUILDING, whether any claim against it is based upon breach of this warranty, negligence, strict liability in tort, or for any other cause. This limited warranty gives you specific legal rights, and you may also have other rights which vary from jurisdiction to jurisdiction. Some jurisdictions do not allow limitations on or the exclusion of incidental or consequential damages, so the above limitations or exclusions may not apply to you. New Jersey state residents are encouraged to review their rights under the agreement, as provided under the New Jersey Truth-In-Consumer Contract Warranty and Notice Act ("TCCWNA").

81552



OVERHEAD DOOR COMPANY OF HOUSTON RESIDENTIAL SALES ORDER

Devine

Job Name _____

Pass Ct.

- SAME -

Zip 77449

Devine

See on Job _____

787-4911


Residence Phone _____

07/20/2020

TAN	P.O. NO.	TERMS	INST	INST DATE	INVOICE DATE
		COD			

QTY	SERIES	DOOR SIZE		PATTERN	PANEL	HEAD ROOM	LOCK
		WIDE	HIGH				
1	171	16'	7'	144	4	12"	SLIDE
Color: DESERT TAN							

4 Obscured Windows on Top Section
4 Prairie (2) Window Design Trim.



APPROX. GO DATE 08/13/20

INSTALLED COMPLETE

INSTRUCTIONS TO WAREHOUSE

INSTRUCTIONS TO INSTALLER

Prepaid
✓ #020277
[Redacted]
07/20/20
3:03pm
ER

DISPATCHER
Balance
[Redacted]

- Take Down and Haul
- Take Down Only
- Opening Area Clear
- Electricity on Job
- Need Generator
- Do Not Install Handles
- Reconnect Operator
- Replace Stop Mold

User's Guide

with specialty instructions

Belt Drive Garage Door Openers
 B353 B353C B550 B550C B750
 B750C B751C B970 B970C
 B1381 B1381CB373

FOR RESIDENTIAL USE ONLY PRE-PROGRAMMED REMOTE CONTROL INCLUDED

Register your garage door opener to receive updates and offers from Chamberlain




1. Take a photo of the camera icon including the points (C).
2. Send it in by texting the photo to 71403 (US) or visit chamberlain.registria.com (Global)

CHAMBERLAIN®

— Smart Garage Opener —

- Please read this manual and the enclosed safety materials carefully!
- Fasten the manual near the garage door after installation.
- The door WILL NOT CLOSE unless the Protector System® is connected and properly aligned.
- Periodic checks of the garage door opener are required to ensure safe operation.
- The model number label is located on the left side panel or back panel of your garage door opener.
- This garage door opener is compatible with myQ® and Security+2.0® accessories.
- DO NOT install on a one-piece door if using devices or features providing unattended close. Unattended devices and features are to be used ONLY with sectional doors.

 us 002-2188 B

Go to chamberlain.com/belt-install to see installation videos.

Contents

Preparation	2
myQ® App Control	3
Installation	4
Electrical and Wiring	10
Install the Protector System	10
Adjustments	13
Operation	14
Important Safety Instructions	14
Using your Garage Door Opener	14
Battery Backup	15
Smart Control Panel®	16
Motion Detecting Control Panel	17
Multi-Function Control Panel	18
Push Button Door Control	18
Remote Control and Keyless Entry	19
HomeLink®	19
Erase the Memory	20
To Open the Door Manually	20
Maintenance	21
Troubleshooting	22
Warranty	24
Repair Parts	27
Rail Assembly Parts	27
Installation Parts	28
Models B353 and B353C	29
Models B550 and B550C	30
Models B750, B750C and B751C	31
Models B970 and B970C	32
Models B1381 and B1381C	33
Model B373	34



Jim Devine <j.devine19755@gmail.com>

Sammons Air and Heat, INC Invoice

1 message

Sammons Air and Heat, INC <no-reply@pictureperfectpricing.com>

Mon, Sep 25, 2017 at 7:36 AM

Reply-To: no-reply@pictureperfectpricing.com

To: j.devine19755@gmail.com

Sammons Air and Heat, INC

License No. TACLB27552E

16703 Wolf Pass Dr.

cypress, TX 77433

Phone: 713-984-0555

Email: sammonsac@hotmail.com

URL: www.sammonsairandheat.com

Invoice

Date: September 25, 2017 - 07:26 AM

Invoice #: SAHI1225

Customer: jim devine

Diagnostic #:

Service Address:

Address: 5206 bear pass ct, katy, tx 77449

Phone: 281-787-4911,

Email: j.devine19755@gmail.com

Invoice Status: Complete & Paid

Payment Method: Cash

Billing Terms: Due on Receipt

Invoice Items

Task ID	Description	System	Quantity	Amount
SAHI1225-1	American Standard 5 ton 14 SEER system Notes: Install new American Standard 5 ton 14 SEER system per quote with some extra ducting that was needed. Remove old equipment. System has a 10 year parts warranty, 20 year heat exchanger warranty. Thermostat has a 10 year warranty. Labor has a 1 year warranty. MD# 4A7A4060L100A SR# 17331PLL4F MD# AUE1C100A9601A SR# 173452H41G MD# 4TXCC009DS3HCA SR# 17342JH6CG MD# ACONT600F11MA. SR#N/A	main	1.0	[REDACTED]
	No Diagnostic Fee - Tune Up Notes: Waived \$85 service fee and \$85/lbs freon charge with equipment installation!			\$0
	Total Amount			[REDACTED]

Notes:

1/10/2017

Inbit QuickBooks

NEW
Breaker Box
Circuit Breakers
with surge protector

Lone Star Electrical Services



(281) 492-7200
info@lonestarelectricalservices.com
www.lonestarelectricalservices.com

BILL TO
Jim Devine
5206 Bear Pass Ct.
Katy, TX 77449

INVOICE 9181-2

DATE 01/09/2017 TERMS Due upon completion

DUE DATE 01/13/2017

PMT METHOD
Credit Card

ACTIVITY	QTY	RATE	AMOUNT
Services Scope of Work: 1. Get power and install a timer switch in the hallway 2nd floor and run wire #12/2 and install a light outside above the garage. 2. Replace the switch line wire for the outside back yard. 3. Check the light outside in the corner of the back yard. 4. Replace 100Amps FPE breaker box and install a new 125Amps Square D breaker box with all the circuit breakers included. 5. Install a new grounding system. 6. Install a surge protector \$75 install fee 50% Down (Paid) 50% Upon Completion	1		

⚠ DANGER
RISK OF ELECTRIC SHOCK, EXPLOSION OR ARC

Use appropriate personal protective equipment (PPE) and follow safe electrical work practices. See NFPA 70E. Equipment must be installed and serviced only by qualified electrical personnel. Do not attempt to adjust or repair this equipment before working on or inside equipment. Do not touch the voltage sensing device to confirm power is off. Do not touch doors, and covers before turning on power to this equipment. Failure to follow these instructions will result in death or serious injury.

⚠ PELIGRO
RISGO ELÉCTRICA, EXPLOSIÓN O DESTELLO

Utilice equipo personal de protección (EPP) apropiado y siga las prácticas de trabajo establecidas por su Compañía (consulte la norma NFPA 70E). El personal eléctrico especializado deberá instalar y prestar servicio a este equipo. No intente ajustar o reparar este equipo antes de realizar cualquier trabajo en él. No toque el dispositivo detector de tensión nominal adecuado para verificar que el equipo está sin energía. No toque las puertas y las cubiertas antes de poner el equipo en funcionamiento. El no seguir estas instrucciones podrá causar la muerte o lesiones graves.

⚠ WARNING

Designed and tested by Square D to performance levels which meet or exceed UL Laboratories Standards. Use of Other than Square D Circuit Breakers May Affect User Safety and Impair Reliability. Square D Circuit Breakers are not designed for use in applications where damage, injury or non-performance caused by use of other than Square D circuit breakers.

⚠ ADVERTENCIA

Diseñado y probado por Square D y supera las normas de los Laboratorios Standards. El uso de otros interruptores automáticos que no sean de Square D pueden afectar negativamente la seguridad y deteriorar la confiabilidad del equipo. Square D no garantiza el funcionamiento adecuado por el uso de interruptores automáticos que no sean de Square D.

SQUARE D SHORT CIRCUIT CURRENT RATING / Corriente nominal de cortocircuito-HOMELINE

Line Side Breaker Designation or Class	Terminal SQUARE D	Main Breaker / Interruptor Automático Principal	SQUARE D Branch Circuit Breaker / Interruptor Automático Derivado de SQUARE D	Current Rating Amperes Max. / Corriente Nominal / A.Máx.
LA, MA	2, 3	QO-VH (125)	2	50 100
MG, MH, MJ, PJ, PA (1600), RG (2000)	2, 3	QO-VH (125) or QOH	2	30 50
MHE, CH, R, T3, T3.1, T3.2 (1200)	2, 3	QO (225)	2	50 200
LA, MA	2, 3	QO (225) or QG (225)	2	30 50
MG, MH, MJ, PJ, PA (1600), RG (2000)	2, 3	QO (225) or QG (225)	2	30 50
MHE, CH, R, T3, T3.1, T3.2 (1200)	2, 3	QO (225) or QG (225)	2	30 50


SQUARE D SHORT CIRCUIT CURRENT RATING / Corriente nominal de cortocircuito-QO

Line Side Breaker Designation or Class	Terminal SQUARE D	Main Breaker / Interruptor Automático Principal	SQUARE D Branch Circuit Breaker / Interruptor Automático Derivado de SQUARE D	Current Rating Amperes Max. / Corriente Nominal / A.Máx.
LA, MA	2, 3	QO-VH (125)	2	70 100
LH, MG, MH, MJ, PJ, PA (1600), RG (2000)	2, 3	QO-VH (125) or QOH	2	20 200
MHE, CH, R, T3, T3.1, T3.2 (1200)	2, 3	QO (225) or QG (225)	2	70 125 30 100
LA, MA	2, 3	QO (225) or QG (225)	2	20 100
LH, MG, MH, MJ, PJ, PA (1600), RG (2000)	2, 3	QO (225) or QG (225)	2	20 100
MHE, CH, R, T3, T3.1, T3.2 (1200)	2, 3	QO (225) or QG (225)	2	20 100

For additional short circuit current ratings and restrictions, consult the literature on the back of the breaker. / Para obtener información adicional sobre la corriente nominal de cortocircuito y restricciones, consulte la literatura en la parte posterior del interruptor.

Includes suffixes AFI, BB, EPD & GFI / HOM incluyen los sufijos AFI, BB, EPE, GFI y PL. / Incluye los sufijos AFI, BB, EPD, EPE, GFI y PL. / A.Máx. In load centers with 125 A Max. mains rating / 100 A máx. para centros de carga con voltaje nominal en la línea principal de 125 A máx.

SQUARE D by Schneider Electric HRB04254



Homeline™ Load Center / Centro de carga / Rainroof / A prueba de lluvia Tube Enclosure / Gabinete "Go Man"

Main Rating / Capacidad de la línea principal: A

See main breaker device disconnect rating if installed. / Ver el dispositivo de desconexión principal si está instalado.

Handle in the position shown; breaker is TRIPPED. / La palanca en la posición mostrada indica que se ha DISPARADO el interruptor automático.

To reset, move handle to OFF position then to ON position. / Para restablecer, mueva la palanca a la posición de OFF y luego a la posición de ON.

Remove twistouts only when circuits are installed. / Retire los tornillos solo si están instalados los circuitos.

Close unused circuit breaker openings with filler plates. / Cierre las aberturas de los interruptores automáticos con placas rellenas.

Order the HOMER. / Ordene el interruptor automático de derivación de QOH. / Cierre la abertura grande del interruptor automático principal.

To disconnect all load conductors from the supply conductors, turn circuit breaker handle(s) marked MAIN or SERVICE DISCONNECT. / Para desconectar todos los conductores de carga de los conductores de suministro, gire la(s) palanca(s) del interruptor automático marcado PRINCIPAL o DESCONEXIÓN DE ALIMENTACIÓN en la posición de OFF.

Retire los tornillos reemplazables sólo si están instalados los circuitos. / Retire los tornillos reemplazables sólo si están instalados los circuitos.

Cierre las aberturas sin usar de los interruptores automáticos con placas rellenas. / Cierre las aberturas de los interruptores automáticos con placas rellenas.

Order the HOMER. / Ordene el interruptor automático de derivación de QOH. / Cierre la abertura grande del interruptor automático principal.

Para desconectar todos los conductores de carga de los conductores de suministro, gire la(s) palanca(s) del interruptor automático marcado PRINCIPAL o DESCONEXIÓN DE ALIMENTACIÓN en la posición de OFF.

SQUARE D by Schneider Electric Made in U.S.A. / Hecho en E.U.A. 155021 40265-533-10

1	POWER	A/T
2	---	---
3	POWER	PLUGS
4	---	---
5	POWER	PLUGS
6	---	---
7	---	---
8	---	---
9	POWER	PLUGS
10	---	---
11	---	---
12	---	---

New
Driveway
May, 2016
Steel
Reinforced!

CAUTION CUIDADO CAUTION CUIDADO CAUTION CUIDADO





Invoice

Allied Custom Homes, Inc
 dba Allied Siding & Windows
 28341 State Highway 249
 Suite #100
 Tomball, Texas 77375

Date	Invoice #
6/30/2014	1405083

PAID
 07/09/2014

Bill To
James & Collette Devine 5206 Bear Pass Court Katy, TX 77449

P.O. No.	Applicator	Rep	Source
1405083	jesse A	AV	Referral

Item	Quantity	Description	Amount
Sim Prism Gold	13	Installation of Simonton Prism Gold Replacement Windows	[REDACTED]
Door	1	Installation of Therma Tru S6073	[REDACTED]
Referred by: Tom & Catherine Wafford (2013 customer) *** Go to www.simonton.com to register your window warranty ***			
Refer your friends, Family or Neighbors and Let us pay you a \$300.00 referral fee for completed and paid referred jobs!			

	Total	[REDACTED]
	Payments/Credits	[REDACTED]
	Balance Due	\$0.00

Allied Siding and Windows is a lump sum contractor with the State of Texas.
 Therefore, tax is not included in the bottom line sales price.

Phone #	Fax #	E-mail	Web Site
281-357-8801	281-357-1537	pam@alliedcustomhomes.com	www.alliedcustomhomes.com

Allied Custom Homes, Inc

Invoice

dba Allied Siding & Windows
28341 State Highway 249
Suite #100
Tomball, Texas 77375

Date	Invoice #
6/17/2014	1405083

PAID
06/20/2014

Bill To
James & Collette Devine 5206 Bear Pass Court Katy, TX 77449

P.O. No.	Applicator	Rep	Source
1405083	jesse A	AV	Referral

Item	Quantity	Description	Amount
Door	1	Installation of Therma Tru S130 (Patio Door) Referred by: Tom & Catherine Wafford (2013 customer)	██████████
Refer your friends, Family or Neighbors and Let us pay you a \$300.00 referral fee for completed and paid referred jobs!			

	Total ██████████
Allied Siding and Windows is a lump sum contractor with the State of Texas. Therefore, tax is not included in the bottom line sales price.	Payments/Credits ██████████
	Balance Due \$0.00

Phone #	Fax #	E-mail	Web Site
281-357-8801	281-357-1537	pam@alliedcustomhomes.com	www.alliedcustomhomes.com



Invoice

DATE	INVOICE NO.
9/15/2020	4122
FED I.D. # 81-2127719	

10310 DUDE ROAD
HOUSTON, TX 77064
281-591-2036

TO:

JAMES DEVINE
5206 BEAR PASS CT
KATY 77449
281-787-4911

SERVICE ADDRESS:

EMAILED 8/7/20 9.00
CALL WITH ETA
MARK

DESCRIPTION	AMOUNT
<p>BACK REFRACTORY PANEL SALES TAX</p> <p>Tuck point bottom floor and paint</p>	<p>[REDACTED]</p> <p>[REDACTED]</p>

This invoice is rendered only as an accommodation.
Terms are net cash and payable at presentation.

Total [REDACTED]



Invoice

10310 DUDE ROAD
HOUSTON, TX 77064
281-591-2036

Reschedule

DATE	INVOICE NO.
8/26/2020	4107
FED I.D. # 81-2127719	

TO:

JAMES DEVINE
5206 BEAR PASS CT
KATY 77449
281-787-4911

SERVICE ADDRESS:

EMAILED 8/7/20 ~~12:00~~ *9 AM*
CALL WITH ETA
MARK

DESCRIPTION	AMOUNT
<p>CHIMNEY CLEANING RESEAL CHASE TOP AND STORM COLLAR SALES TAX</p> <p><i>- Chimney Inspection Storm Collar</i></p>	
<p>This invoice is rendered only as an accommodation. Terms are net cash and payable at presentation.</p>	

279

184

Total

08/2013

Home Improvements for Collette & Jim Devine:

5206 Bear Pass Ct.

Katy, TX 77449

Home: 281-463-7810

Jim Cell: 281-787-4911

Collette Cell: 281-753-6768

List of Improvements

Lighting :

Electrical required to install recessed (can) lights and under counter lighting:

Quantity 11 - 4" Airtight IC Housing, 4" white adu. Step baffle 50MR16,
4 installed in Dining Room
4 installed in kitchen in the recessed ceiling
1 installed above counter between kitchen and breakfast nook
2 installed in breakfast nook

Include additional dimmer switches as required

Is a new breaker required in electrical box?

Is Electrician Licensed?

Quantity 2 - 19" Area 4/2 44 watt 13" LED DIM 3000K (under cabinet)

Quantity 2 - 28" Ditto (under cabinets)

Counter Tops Replace

New Sink

New faucet

Sheet Rock Repair / Texture / Paint

Repair and texture Kitchen ceiling where recess and new light to be installed

Repair Sheet Rock Cracks

Den North Wall

Door way in dining room

Possible sheet rock and paint around return air duct upstairs.

Frame Pantry - Attic Door

Replace Door and ladder to attic

Bath's -
1- Tub, Tile, counters
1- counters - sink
1- counters - sink