

AMERIPOLISH®

SURELOCK



GOLD	RAW SIENNA	CARAMEL	SAND
TERRA COTTA	MAHOGANY	SADDLE BROWN	CHOCOLATE BROWN
WALNUT	BURNT SIENNA	CHESTNUT	RED
MAROON	SEPIA	EGGPLANT	TURQUOISE
SLATE BLUE	PATRIOT BLUE	GREEN	PINE GREEN
FOREST GREEN	GRAY	BLACK	MIDNIGHT BLACK



SureLock Dye Can be used with Ameripolish 3D HS Desnsifier, Ameripolish SR2 Stain Resistor, and Ameripolish 3D SP Stain Protector.

These color samples are only a representation of the Ameripolish Dye colors. Change in concrete slab colors will affect the appearance of the dye. Color results cannot be guaranteed. Actual colors may vary.

info@ameripolish.com ♦ Toll Free: 1.800.592.9320 ♦ www.ameripolish.com

RVISION HOMES
Selection Sheet

Date of Appointment: 02/15/2016 Turn In Date: _____

Community: BOYL _____

Design/Elevation: ROSE COTTAGE _____

Designer: BRYDEE Sold: _____

Address: 30806 MELLMAN RD., HEMPSTEAD, TX 77445 _____

Homebuyer (s): WATKINS, HALCYON _____

Phone Numbers:

Home:

Cell: 979-826-3702

E-Mail:

*Ask Paul Cab TV
Back porch?*

30806 MELLMAN RD - ROSE COTTAGE - WATKINS

EXTERIOR SELECTION		
Shingle roof color		WEATHER WOOD
Window Frame Color	WHITE VINYL	ALMOND VINYL
EXTERIOR PAINT COLORS		
TRIM COLOR	PAINT - SW7012 CREAMY	
SIDING COLOR	PAINT - SW2826 COLONIAL REVIVAL GREEN STONE	
GARAGE DOORS	N/A	
EXTERIOR BRICK/STUCCO		
BRICK -		
STONE -	N/A	
FRONT DOOR		
SINGLE OR DOUBLE	LW4797I - TWIN LIGHT - STAIN SW3119 BURNISHED WALNUT	
COACH LIGHTS		
		STANDARD PER PLAN

DOOR HARDWARE (Circle one below)				
OUTDOOR HARDWARE	HANDLESET (OIL RUBBED BRONZE)		HANDLESET (SATIN NICKEL)	
	KNOB	LEVER	LEVER	KNOB
INDOOR HARDWARE				

Selections made by homeowner HAW (initials) 2

INTERIOR COLOR PALETTE

BISQUIT TUBS AND TOILETS ***\$500 UPGRADE*** BISQUIT ELECTRICAL PLATES	WHITE TUBS AND TOILETS ***STANDARD*** WHITE ELECTRICAL PLATES
<p>INTERIOR PAINT</p>	
WALLS CEILING TRIM	SW- 6099 SAND DOLLAR SW7006 EXTRA WHITE (FLAT) SW7006 EXTRA WHITE (SATIN)
<p>LIGHT FIXTURES</p>	
FOYER FORMAL DINING BREAKFAST	STANDARD LIGHTING PKG - BN
MASTER POWDER SECONDARIES	STANDARD LIGHTING PKG - BN
FLUSHMOUNTS	Brushed Nickel Bronze

CABINETS

KITCHEN	WOOD	DOOR STYLE	FINISH
UPGRADE ITEMS:			
CABINET INFORMATION	MAPLE	FREEPORT	NUTMEG
MASTER BATH CABINETS			
UPGRADE ITEMS			
CABINET INFORMATION:	MAPLE	FREEPORT	NUTMEG
GUEST BATH #2 CABINETS			
UPGRADE ITEMS			
CABINET INFORMATION:	MAPLE	FREEPORT	NUTMEG
GUEST BATH# 3 CABINETS			
UPGRADE ITEMS			
CABINET INFORMATION:			
UTILITY (PER PLAN)			
CABINET INFORMATION:	PER PLAN		

KITCHEN COUNTERTOPS

	MATERIAL	COLOR & EDGE
PERIMETER ISLAND	GRANITE	SANTA CECILIA LIGHT - BEVEL EDGE

BATHROOM COUNTERTOPS AND SINKS

	MATERIAL	COLOR & EDGE	SINK
MASTER BATH	CULTURED MARBLE		

	MATERIAL	COLOR & EDGE	SINK
GUEST BATH #2	CULTURED MARBLE		

	MATERIAL	COLOR & EDGE	SINK
GUEST BATH #3			

APPLIANCES

KITCHEN APPLIANCES	MODEL NUMBER	COLOR
NOTES		
COOKTOP:	GE 30" ELECTRIC #JP3530SJSS	STAINLESS
OVEN: SINGLE DOUBLE	GE 30" BUILT IN - #JT3000SFSS	STAINLESS
MICROWAVE:	GE 2.2 cu ft. #PEB7226SFSS	STAINLESS
DISHWASHER:	GE BUILT IN - #GDF510PSDSS	STAINLESS

KITCHEN PLUMBING AND SINKS

FAUCET - STANDARD MOEN EXTENSA SINGLE HANDLE

KITCHEN SINK - 50/50 STAINLESS UNDERMOUNT

FIREPLACE MANTEL N/A

PAINTED MANTEL:

SURROUND:

STAIR PARTS N/A

HAND RAIL -

SPINDLES

COLOR:

MASTER BATH SHOWER TRIM (Circle one below)

BRUSHED NICKEL

OIL RUBBED BRONZE

FRAMELESS

BATH PLUMBING FIXTURES (Circle one below)

AREA	BRANTFORD	EVA	(UPGRADE) KINGSLEY / 90 DEGREE
MASTER	4" SPREAD BRUSH NICKEL OIL RUBBED BRONZE CHROME	4" SPREAD BRUSH NICKEL OIL RUBBED BRONZE CHROME	SPECIFY STYLE BRUSH NICKEL OIL RUBBED BRONZE CHROME
GUEST BATHROOM 2	4" SPREAD BRUSH NICKEL OIL RUBBED BRONZE CHROME	4" SPREAD BRUSH NICKEL OIL RUBBED BRONZE CHROME	SPECIFY STYLE BRUSH NICKEL OIL RUBBED BRONZE CHROME

BATH HARDWARE (Circle one below)

AREA	BRANTFORD	EVA	(UPGRADE) KINGSLEY / 90 DEGREE
MASTER	BRUSH NICKEL OIL RUBBED BRONZE CHROME	BRUSH NICKEL OIL RUBBED BRONZE CHROME	BRUSH NICKEL OIL RUBBED BRONZE CHROME
GUEST BATHROOM 2	BRUSH NICKEL OIL RUBBED BRONZE CHROME	BRUSH NICKEL OIL RUBBED BRONZE CHROME	BRUSH NICKEL OIL RUBBED BRONZE CHROME

WOOD FLOORS N/A	
DESCRIPTION	
DIRECTION OF WOOD	
LOCATION OF WOOD	
CARPET N/A	
CARPET PAD	
COLOR	
LOCATION	
ENTRY FLOOR	
	ACCENT/DECO
	STAIN GRADE CONCRETE
COLOR/TYPE	
SIZE	
GROUT/#/NAME	
DIRECTION	
KITCHEN FLOOR	
	ACCENT/DECO
	STAIN GRADE CONCRETE
COLOR/TYPE	
SIZE	
GROUT/#/NAME	
DIRECTION	
KITCHEN BACKSPLASH	
	ACCENT/DECO
COLOR/TYPE	SIENNA IVORY
SIZE	13X13
GROUT/#/NAME	MAPEI #39 IVORY
DIRECTION	LAY DIAGONAL
UTILITY FLOOR	
	ACCENT/DECO
	STAIN GRADE CONCRETE
COLOR/TYPE	
SIZE	
GROUT/#/NAME	
DIRECTION	

30806 MELLMAN RD - ROSE COTTAGE - WATKINS

MASTER BATH FLOORS		
COLOR/TYPE	BRISTOL ASHTON	
SIZE	18X18	
GROUT/#/NAME	MAPEI #39 IVORY	
DIRECTION	LAY STRAIGHT	
MASTER SHOWER WALLS		ACCENT/DECO
COLOR/TYPE	SIENNA IVORY	SHOWERS ARE ROLL IN - W/ FLOOR TILE CUT TO 4X4 (OPTIONAL - 2X2 KEYSTONE D161 URBAN PUTTY)
SIZE	13X13	
GROUT/#NAME	MAPEI #39 IVORY	
DIRECTION	LAY STRAIGHT	
MUDSET	***SEE ACCENT***	
MASTER TUB WALLS		ACCENT/DECO
	N/A	
COLOR/TYPE		
SIZE		
GROUT/#NAME		
DIRECTION		
GUEST BATH # 2 FLOOR		
COLOR/TYPE	BRISTOL ASHTON	
SIZE	18X18	
GROUT/#NAME	MAPEI #39 IVORY	
DIRECTION	LAY STRAIGHT	
GUEST BATH # 2 WALLS		ACCENT/DECO
COLOR/TYPE	SIENNA IVORY	SHOWERS ARE ROLL IN - W/ FLOOR TILE CUT TO 4X4 (OPTIONAL - 2X2 KEYSTONE D161 URBAN PUTTY)
SIZE	13X13	
GROUT/#NAME	MAPEI #39 IVORY	
DIRECTION	LAY STRAIGHT	
GUEST BATH #3 FLOOR N/A		
COLOR/TYPE		
SIZE		
GROUT/#NAME		
DIRECTION		
GUEST BATH#3 WALLS N/A		ACCENT/DECO
COLOR/TYPE		
SIZE		
GROUT/#NAME		
DIRECTION		
MUDSET		

Single Vanity

* ALL TILE
LAY STRAIGHT

Shower Only

Make walk
in

Make
300- Total
Reduce
Total size
to Budget



1320 SQ. FT.

10x5 = 50 sqft
Front Porch

10x15 back porch
150 Total

20x20
Open Carport
No Slab

1 All Doors 3ft wide

2 Safty Rails in
Both Showers

3 Master 14x15
* make it work



~~\$15,400~~
~~#~~
~~A 169,300~~
~~E 177,500~~

ROSE COTTAGE

now

now

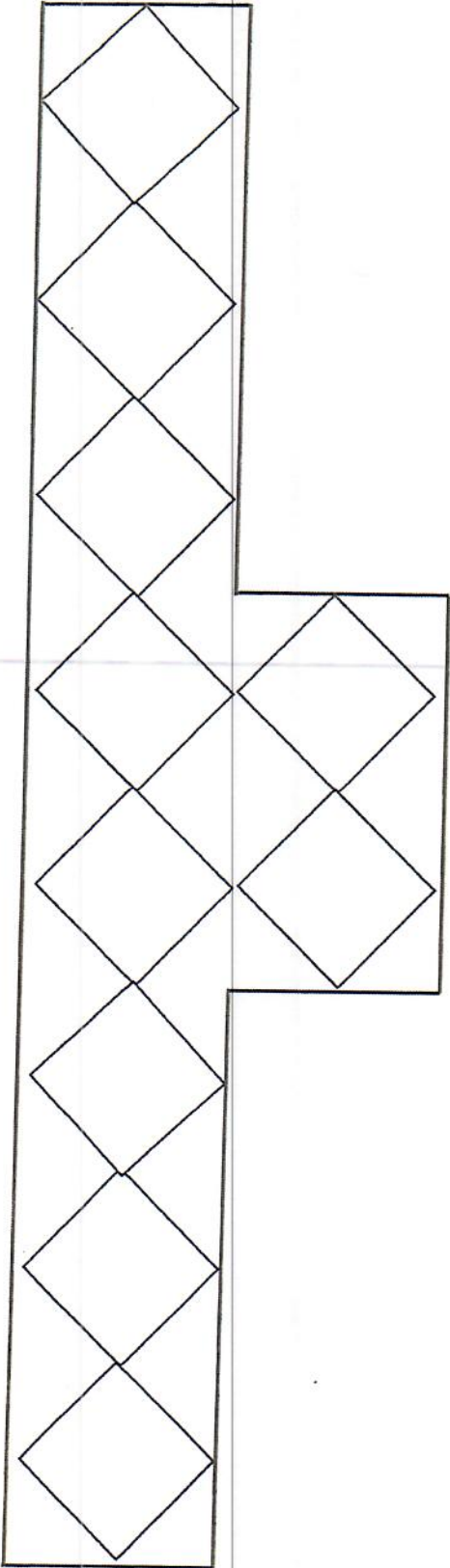
BUILDER:	RVISION	COMMUNITY:	BOYL
CLIENT:	WATKINS	LOT/ BLOCK/ SECT	
ADDRESS:	30806 MELLMAN ROAD	LOCATION(S):	FLOORS - MASTER BATH, BATH 2
PLAN #:			

R Halpern
 Drawing Not to Scale Bryddee Hey

Design Gallery, Ltd.

FIELD:	18X18 BRISTOL ASHTON	GROUT:	MAPEI #39 IVORY
ACCENT:		DETAILS:	LAY TILE STRAIGHT

BUILDER:	REVISION	COMMUNITY:	BOYL
CLIENT:	WATKINS	LOT / BLOCK / SECT	
ADDRESS:	30806 MELLMAN ROAD	LOCATION(S):	KITCHEN BACKSPLASH
PLAN #:			



Handwritten signature: W. Watkins
 Drawing Not to Scale Brydee Hey

Design Gallery, Ltd.

FIELD:	13X13 SIENNA IVORY	GROUT:	MAPEI #39 IVORY
ACCENT:		DETAILS:	LAY TILE DIAGONAL

BUILDER: RVISION
 CLIENT: WATKINS
 ADDRESS: 30806 MELLMAN ROAD
 PLAN #:

COMMUNITY: BOYL
 LOT / BLOCK / SECT
 LOCATION(S): WALL TILE - MASTER BATH & BATH 2

Drawing Not to Scale Brydée Hey

Hey

FIELD: 13X13 SIENNA IVORY
 ACCENT:

GROUT: MAPEI #39 IVORY
 DETAILS: LAY TILE STRAIGHT



BRANTFORD PLUMBING - BN
(STANDARD)
SECONDARY BATHS



MOEN BRANTFORD
6610 BN
(4" CENTERSET)
VANITY



MOEN BRANTFORD
T2153 EPBN
TUB / SHOWER

How

X _____

WATKINS - BOYL



STANDARD PLUMBING
(KITCHEN)



FAUCET
MOEN EXTENSA



ASI-5006
50/50 STAINLESS UNDERMOUNT

x Haw

WATKINS - BOYL



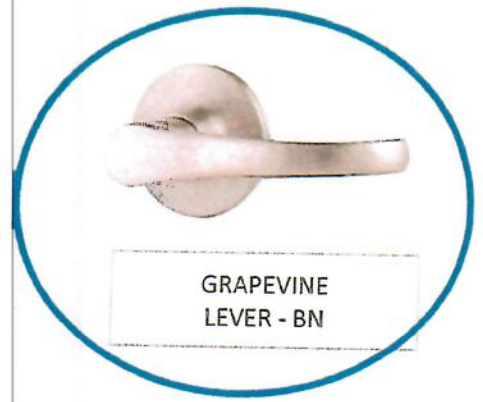
DOOR HARDWARE
(STANDARD)



DAYTONA
HANDLESET - BN



ATHENS KNOB - BN



GRAPEVINE
LEVER - BN



ATHENS KNOB - ORB



DAYTONA
HANDLESET - ORB



GRAPEVINE
LEVER - ORB

How
X _____

WATKINS - BOYL




8' FRONT DOORS
(STANDARD)

2/3 TWIN LITE DOORS




LW4786T
(3'0" X 8'0")



LW4792T
(3'0" X 8'0")



LW4796T
(3'0" X 8'0")



LW4797T
(3'0" X 8'0")

X W

WATKINS - BOYL