

To whom it may concern,

This document serves as certification that the following repairs have been completed, based on items that surfaced during the general inspection and/or stucco inspection reports.

Outside of House (in parenthesis page number pertaining to general inspection and/or stucco reports)

- Front metal fence has been repaired and repainted (*general report page 6*)
- All cracks, soft, and damaged stucco portions of the front of house have been repaired and repainted (*Stucco report pages 6 – 10, pages 17-18, general report pages 10 – 11*)
- All outside windows in the front of house have been re-sealed (*Stucco report pages 6 – 10, pages 17-18, general report pages 10 – 11*)
- Repaired the stucco areas with readings above 15 in the back portion of the house (*Stucco report pages 11 – 14*)
- Small hole with small birds next in front of house has been repaired (*Stucco page 17, general report page 10*)
- Small cosmetic crack has been repaired on the ceiling of the front porch (*general report page 13*)
- Front door has been re-finished (*general report page 16*)
- Power washed front stone portion of house and painted all stucco area in the front of the house
- Repainted garage

Inside of House (in parenthesis page number pertaining to general inspection and/or stucco reports)

- Small window seal repaired and repainted (*general inspection pages 15 – 16*)
- All smoke alarms are operational; missing smoke alarm has been replaced with new one (*general report page 20*)
- Main bathroom faucets and entire shower has been cleaned and re-caulked (*general inspection pages 26 – 27*)
- Cold water issue fixed on third floor bath/shower (*general inspection pages 1, 26*)
- Repaired and repainted water-stained fixture on the first-floor shower ceiling (*General report page 14*)
- Re-painted the majority of rooms and ceilings inside the house
- Repaired and repainted area with minimal water damage above small window in living room
- Repaired small hole in living room ceiling
- Replaced the toilet wax ring and re-sealed toilet in upstairs master bathroom

At the end of this report are images taken while repairing and remodeling portions of the house.

Current Owner, Omar Garza

A handwritten signature in black ink, appearing to read 'Omar Garza', written in a cursive style.



Contact Information

Email: saulsremodeling64@gmail.com

Cel: (832) 347-7445

INVOICE

EXTERIOR

#1 Repair crack on stucco wall front part of house and repair water penetration between wall and gutters

#2. seal all windows front of house and repair some damage stucco trims around windows

#3, power washer front of house stucco and stones

#4. prep. and paint whole front including front entrance porch.

#5 . Repair 2 spots on stucco back side above the garage on second floor and touch up..

#6 prep. and Re- varnish front door.

INTERIOR

#7 . repair small hole. on ceiling living room second floor and paint whole ceiling

#8 . paint one wall living room second floor and touch up a dark brown wall

#9 . third floor paint whole bedroom walls { guess bedroom}

#10 . master bathroom shower, remove existing caulking and replace to seal crack


#11 . paint a wall in master bathroom

12. paint ceiling bathroom first floor



#13. Prep & Paint Iron fence



ONE YEAR WARRANTY.


Outside Repairs





























5
2
1
1
C



Inside Repairs



