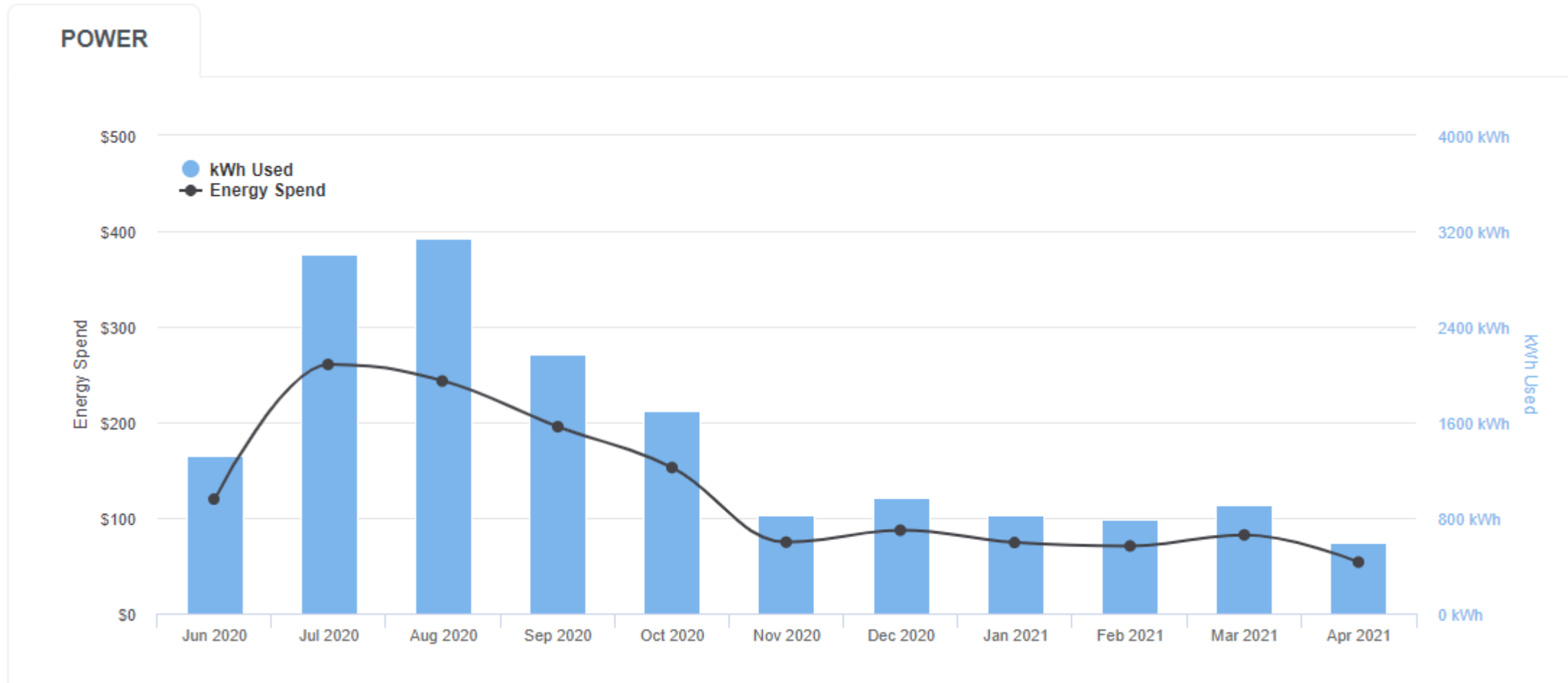
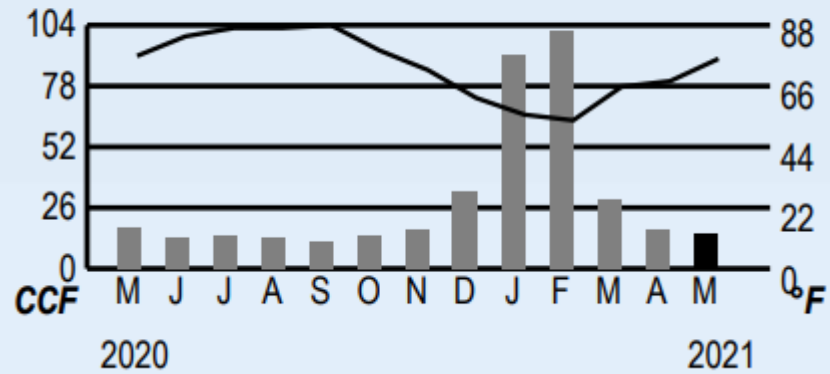


Electricity Usage—With EV



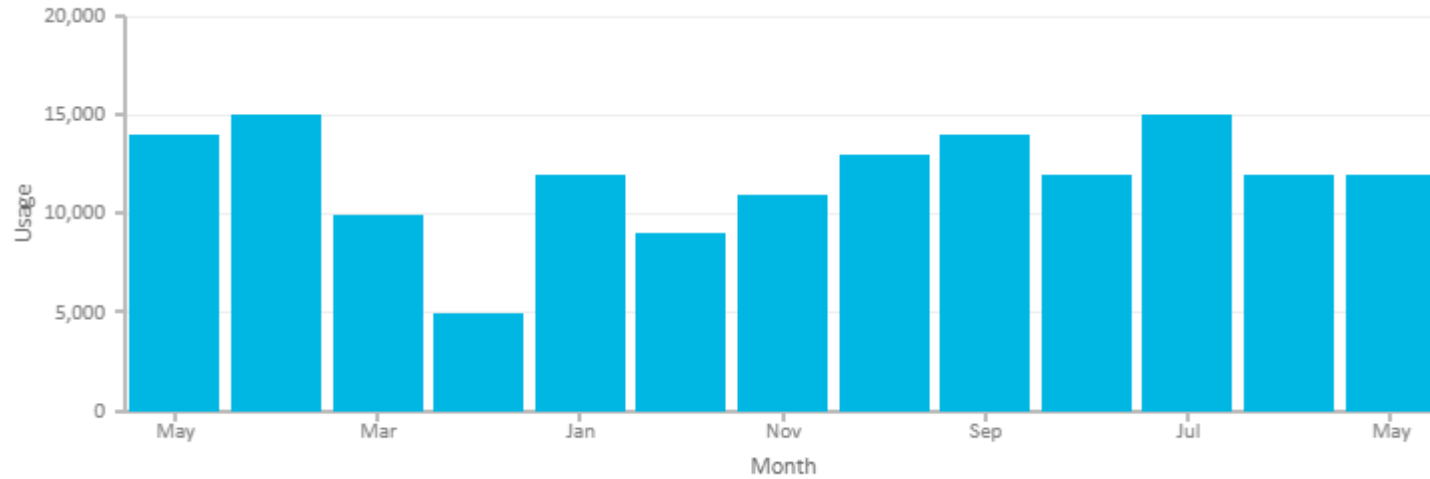
Gas Usage

Your usage in a glance



Date	Amount
May 24,2021	\$25.93
Apr 23,2021	\$28.14
Mar 25,2021	\$34.84
Feb 24,2021	\$77.54
Jan 26,2021	\$67.04
Dec 22,2020	\$35.12
Nov 19,2020	\$26.34
Oct 21,2020	\$24.69
Sep 22,2020	\$23.59
Aug 21,2020	\$24.15
Jul 23,2020	\$24.75
Jun 22,2020	\$24.19
May 21,2020	\$26.07

Water usage



Billing Period	Amount	Water Usage 1k Gallons
Apr-21	\$104.75	15
Mar-21	\$73.00	10
Feb-21	\$46.50	5
Jan-21	\$83.60	12
Dec-20	\$67.70	9
Nov-20	\$78.30	11
Oct-20	\$88.90	13
Sep-20	\$87.20	14
Aug-20	\$76.60	12
Jul-20	\$92.50	15
Jun-20	\$71.80	12
May-20	\$71.80	12
Apr-20	\$52.20	8