




















ELECTRICAL LEGEND

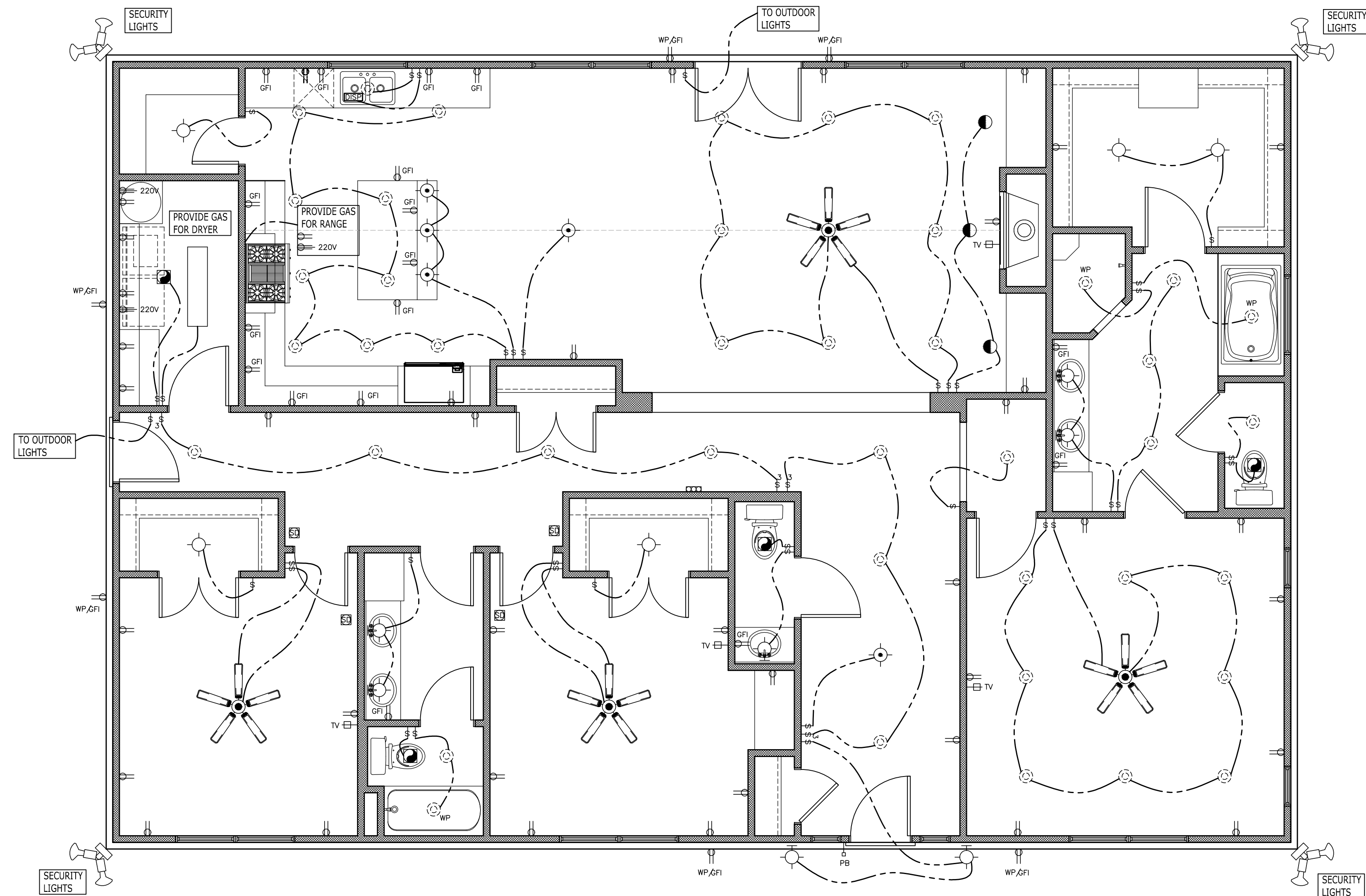
-  DUPLEX 110V OUTLET
-  DUPLEX 110V GROUND FAULT INSULATED OUTLET
-  WATER PROOF DUPLEX 110V GROUND FAULT INSULATED OUTLET
-  DUPLEX 220V OUTLET
-  RECESSED CEILING LIGHT FIXTURE
-  CEILING MOUNTED FIXTURE
-  WALL SCONCE LIGHT FIXTURE
-  SUSPENDED MOUNTED LIGHT FIXTURE
-  SECURITY FLOOD LIGHTS
-  SMOKE DETECTOR
-  RECESSED DIRECTIONAL CEILING LIGHT FIXTURE
-  CEILING MOUNTED EXHAUST FAN
-  CEILING MOUNTED FAN W/ LIGHT
-  2 - WAY SWITCH
-  3 - WAY SWITCH
-  CABLE HOOKUP FOR TELEVISION
-  PUSH BUTTON
-  CHIMES
-  1 X 4 FLOURESCENT SURFACE MOUNT

NOTE:

VERIFY ALL ELECTRICAL WITH OWNER/CONTRACTOR PRIOR TO CONSTRUCTION (TO INCLUDE FOR SEPTIC, WELL, POOL, LANDSCAPING, ELECTRICAL PANEL, ETC.)

ELECTRICAL NOTES

1. PROVIDE GFI CIRCUITS FOR ALL KITCHEN, BATHROOM, GARAGE, AND EXTERIOR OUTLETS AND AS SHOWN ON PLANS. ALL WIRE SHALL BE THW COPPER, UNLESS NOTED OTHERWISE - VERIFY WITH BUILDER.
2. PROVIDE DISCONNECT SWITCH OF SIZE AS REQUIRED BY LOAD AND LIMITS.
3. PROVIDE PRE-WIRED T.V. OUTLETS (FOR CABLE OR ANTENNA IN ATTIC) AS SHOWN PER PLANS.
4. ELECTRIC FIXTURES, TRIM AND APPLIANCES SHALL BE U.L. APPROVED AS PER CONTRACT.
5. PROVIDE NON-FUSIBLE GENERAL DUTY SAFETY SWITCHES AT A/C EQUIPMENT, AND AT PUMPS NOT VISIBLE FROM CIRCUIT BREAKER AND AS PER MANUFACTURERS RECOMMENDATIONS.
6. ALL WORK SHALL CONFORM TO NATIONAL ELECTRICAL CODE AND ALL APPLICABLE ORDINANCES AND LAWS.
7. ROMEX IS ACCEPTABLE.
8. ALL SMOKE DETECTORS AND 15/20 AMP CIRCUITS IN BEDROOMS SHALL BE FED FROM ARC FAULT PROTECTION TYPE CIRCUIT BREAKERS.
9. OUTDOOR LANDSCAPE LIGHTING AND JUNCTION BOXES TO BE COORDINATED WITH LANDSCAPE CONSULTANT OR OWNER.
10. STEREO PRE-WIRE, SPEAKERS, UNIT, ETC. TO BE COORDINATED WITH AUDIO/VISUAL CONSULTANT OR OWNER.
11. ALL THERMOSTAT LOCATIONS TO BE COORDINATED AND APPROVED BY G.C. AND OWNER PRIOR TO CONSTRUCTION.
12. ALL CENTRAL VACUUM INLET PORT LOCATIONS TO BE COORDINATED AND APPROVED BY G.C. AND OWNER PRIOR TO INSTALLATION.
13. INCOMING ELECTRICAL SERVICE LOCATIONS TO BE COORDINATED WITH TRANSFORMER LOCATION.
14. FIELD VERIFY LOCATION OF ELECTRICAL METER AND DISCONNECTS. COORDINATE LOCATIONS OF WP/GFI OUTLETS, HOSEBIBBS, SHOWERS, A/C CONDENSING UNITS, ETC. WITH ACTUAL ELECTRIC SERVICE LOCATIONS.
15. MAXIMUM NUMBER OF RECEPTACLES PER DEDICATED CIRCUIT SHALL BE PER APPLICABLE CODES.
16. ALL RECEPTACLES WITHIN 6'-0" OF SINK SHALL BE G.F.I. OUTLETS.
17. ALL CLOSET LIGHTING SHALL MEET AND COMPLY WITH NEC 410.8.
18. PROVIDE 110v OUTLET AND SWITCHED LIGHT IN ATTIC NEAR H.V.A.C. EQUIPMENT. LOCATE SWITCH NEAR (IF NOT OUTSIDE) ATTIC ACCESS.
19. PROVIDE VENTILATION AT ALL BATHS AND UTILITY ROOMS. IF UTILITY ROOM HAS A MEANS OF NATURAL VENTILATION TO OUTSIDE, A VENT IS NOT REQUIRED.
20. ALL EXHAUST VENTS SHALL EXIT THROUGH THE ROOF DECKING AT A MINIMUM DISTANCE OF 5'-0" FROM ANY PROPERTY LINE. DRYER VENTS MAY EXIT A NON-FIRE RATED EXTERIOR WALL.
21. SMOKE DETECTORS SHALL BE HARD WIRED AND HAVE SELF CONTAINED BATTERY BACK-UP. DETECTORS SHALL BE TANDUM WIRED SO ALL DETECTORS SOUND SIMULTANEOUSLY.
22. WHEN GARAGE DOOR OPENERS ARE INSTALLED, PROVIDE LOW VOLTAGE FOR SHUTOFF AND REVERSE SENSORS AT BOTH SIDES OF OVERHEAD DOOR.
23. ALL RECESSED HI-HAT LIGHTING FIXTURES TO BE TYPE IC RATED WITH NO MORE THAN 2.0 CFM AIR MOVEMENT FROM THE CONDITIONED SPACE TO ATTIC AS PER ASTM E283-91. TESTED AT 75 PA AND LABELED.
24. ALL WALL MOUNTED LIGHT FIXTURES ARE 76" A.F.F. U.N.O.



ELECTRICAL PLAN - 1/4" = 1'-0"

REVISIONS

BRANDI KELSO RESIDENCE

DRII DESIGN

DRAWN: DWR
 CHECKED: DWR
 DATE: 12-10-2020
 SCALE: 1/4" = 1'-0"
 JOB NO.: BRANDI-1

SHEET
2
 OF 3 SHEETS

TO THE BEST OF MY KNOWLEDGE, THESE PLANS ARE DRAWN TO COMPLY WITH OWNERS SPECIFICATIONS. EVERY ATTEMPT HAS BEEN MADE IN THE PREPARATION OF DRAWINGS AND SPECS TO AVOID MISTAKES. CONTRACTOR AND/OR OWNER SHALL VERIFY ALL DIMENSIONS, DETAILS AND SPECS. DESIGNER WILL NOT BE LIABLE FOR HUMAN ERROR AFTER CONSTRUCTION IS STARTED. DRAWINGS, PLANS AND SPECIFICATIONS ARE THE PROPERTY OF DESIGNER. PURCHASER'S RIGHT IS CONDITIONAL ON PAYMENT OF FULL FEE FOR THESE PLANS. NO PART OF THESE PLANS ARE TO BE REPRODUCED OR TRANSMITTED IN ANY FORM OR BY ANY MEANS, ELECTRONIC OR MECHANICAL, INCLUDING PHOTOCOPYING, RECORDING, OR BY ANY INFORMATION STORAGE AND RETRIEVAL SYSTEM, WITHOUT PERMISSION IN WRITING FROM THE DESIGNER. ANY REPRODUCTION IS SPECIFICALLY PROHIBITED.