

Buyer Name:


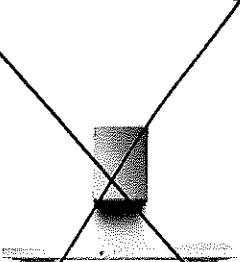
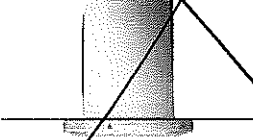


Property Address: 1113 Bunton.








Floorplan Size: 1606PLAN



281.606.2068







Appliance	Area/ Description	Manufacturer	Image
GE 30 in. 6.8 cu. ft. DBL Oven Gas Range with Self-Cleaning lower oven - Stainless-Steel	Kitchen: 30 in. 6.8 cu. ft. Gas Range with Self-Cleaning lower oven In Stainless Steel	GE (or) Builder's Grade Equivalent	
UPGRADE - GE 30 In. 5.6 cu. Ft. Front Control Oven Gas Range with Self Cleaning Oven - Stainless Steel	Kitchen: 30 in. 5.6 u. ft. Front Control Oven Gas Range with Self Cleaning Oven - Stainless Steel. UPGRADE PRICE: \$1000	GE (or) Builder's Grade Equivalent	
UPGRADE - GE 30 in. 6.7 cu. Ft. Slide In DBL Oven Front Control Gas Range with Self Cleaning Oven - Stainless Steel	Kitchen: 30 in. 6.7 cu. ft. Slide In DBL Oven Front Control Gas Range with Self Cleaning Oven - Stainless Steel. UPGRADE PRICE: \$2000	GE (or) Builder's Grade Equivalent	
24 in. Dishwasher - Stainless-Steel	Kitchen: 24 in. GE Dishwasher in Stainless Steel.	GE (or) Builder's Grade Equivalent	



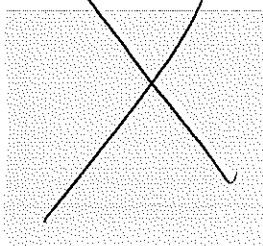

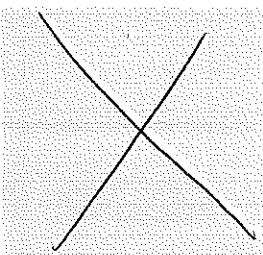

Stainless Steel Microwave	Kitchen:	GE (or) Builder's Grade Equivalent		
UPGRADE: GE 30 In. Stainless Steel Conv. Chimney Range Hood - Lieu	UPGRADE PRICE: \$525	GE (or) Builder's Grade Equivalent		
UPGRADE: GE 30 In. Stainless Steel Conv. Chimney Range Hood - Lieu	UPGRADE PRICE: \$725			
Tile Work	Area/ Description	Manufacturer	Image	
Balboa Beige or Light Beige (Crème) 16 in. x 16 in. Ceramic Floor and Wall Tile	Master Bath Floor/ Shower Wall/ Tub Splash/ Tub Skirt/ Other Bath Floor/ Tub Wall/ Utility Room/ Balconies	Builder's Grade Equivalent		
Roma Gris or Light Gray 16 in. x 16 in. Ceramic Floor and Wall Tile	Master Bath Floor/ Shower Wall/ Tub Splash/ Tub Skirt/ Other Bath Floor/ Tub Wall/ Utility Room/ Balconies			

Tile Backsplash: Subway Modern Glass Tile (Clear White/Gray/Clea r Beige)	Kitchen Backsplash		 <p>Color Selection: clear</p>
Tile Décor: Norwegian Ice Glass (Linear Design)	Integrated in Shower wall / Tub wall		
Tile Décor: Norwegian Ice Glass (Non-linear)	Integrated in Shower wall / Tub wall		
Tile Décor: Black Timber Glass (Linear Design)	Integrated in Shower wall / Tub wall		
Tile Décor: Black Timber Glass (Non-linear)	Integrated in Shower wall / Tub wall		
Tile Décor: Cabernet Glass Stone (Linear Design)	Integrated in Shower wall / Tub wall		
Tile Décor: Amber Tea Glass (Non Linear)	Integrated in Shower wall / Tu		
Ceilings	Area/ Description		Image

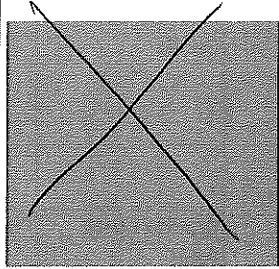


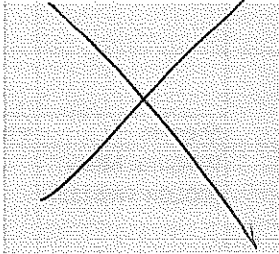

in master
bathroom

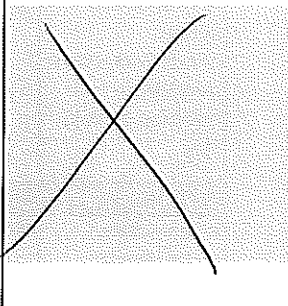


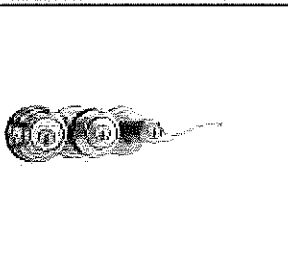

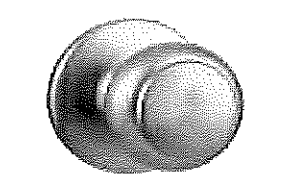
in both
guests
bathrooms



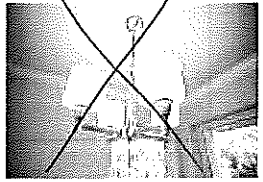




Ceiling Fan w/Remote	Living room, All Bedrooms			✓
Ceiling Crown Moldings: White Trim Color	Living room, Entry	Builder's Grade Equivalent		✓
Hand Scraped -	Area/ Description	Manufacturer	Image	
Prestige Engineered Hardwood Collection (5 Color Options): Black Forest/Tuscan Sun/Antique Brown/Autumn Gold/Suede	Kitchen/Living Room/Dining Area/Entry/Stairs/Walkway areas - Standard Areas (Bedrooms and Closets Optional)			black forest wood throughout home
Cabinets	Area/ Description	Manufacturer	Image	
Shaker Style Cabinets w/Hardware: White/Mocha/Light Beige/Gray Stain. Hardware Colors: Bronze/Chrome/Brushed Nickel	Kitchen/All Baths:	Builder's Grade Equivalent		White w/ brushed nickel ✓
Countertop	Area/ Description	Manufacturer	Image	
Quartz - Gray Sparkling Quartz	Kitchen/All Baths:	Builder's Grade Equivalent		
Quartz - White Sparkling Quartz	Kitchen/All Baths:			

Granite - Santa Cecilia	Kitchen/All Baths:		
Granite - Luna Pearl	Kitchen/All Baths:	Builder's Grade	
Interior Paint	Area/ Description	Manufacturer	Image
Sherwin Williams: Natural Linen (COLOR SW9109)	Interior:	Sherwin Williams	
Sherwin Williams: Samovar Silver (COLOR SW6233)	Interior:	Sherwin Williams	
Sherwin Williams: Misty (COLOR SW6232)	Interior:	Sherwin Williams	
Exterior Paint	Area/ Description	Manufacturer	Image
Front Exterior Fiberglass Door w/Glass Insert (Buyer to select Front Door paint Color *To be Approved By Builder*)	Exterior:	Builder's Grade	


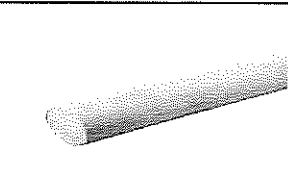
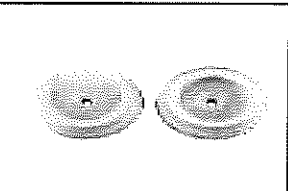



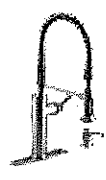
Color Selection: Aquarium exterior

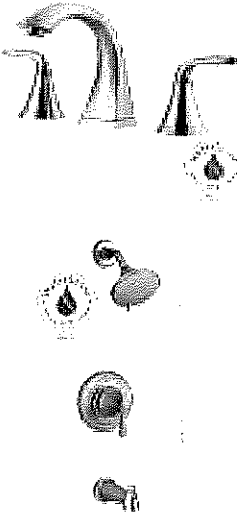

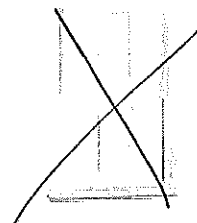

Sherwin Williams: Cadet (SW9143)	Exterior:	Sherwin Williams	
Sherwin Williams: Argula (SW6446)	Exterior:	Sherwin Williams	
Sherwin Williams: Ebbtide (SW6493)	Exterior:	Sherwin Williams	
Sherwin Williams: Stream (SW6499)	Exterior:	Sherwin Williams	
Sherwin Williams: Pickle (SW6725)	Exterior:	Sherwin Williams	

Sherwin Williams: Ivorie (SW6127)	Exterior:	Sherwin Williams	
Sherwin Williams: Samovar Silver (COLOR SW6233)	EXTERIOR:	Sherwin Williams	
Roof	Area/ Description	Manufacturer	Image
25-Year Shingles - Weathered Gray - SG 3-Tab Shingles	ROOF COVERING: Laminate Shingles.	Builder's Grade	
Hardware	Area/ Description	Manufacturer	Image
Kwikset - (Bronze/Brushed Nickel)	ENTRY KNOB:	Kwick Set (or) Builder's Grade Equivalent	
Kwikset - (Bronze/Brushed Nickel)	BED/BATH KNOB:	Kwick Set (or) Builder's Grade Equivalent	
Kwikset - (Bronze/Brushed Nickel)	HALL/CLOSET KNOB:	Kwick Set (or) Builder's Grade Equivalent	



Door Stop: Oil-Rubbed Bronze/Nickel Light Duty Hinge Pin Doorstop or Wall Stop	ALL:	Builder's Grade Equivalent	
Light Fixtures	Area/ Description	Manufacturer	Image
3-Light Matte Nickel Hanging Island Light (Brushed Nickel/Oil Rub Bronze)	Kitchen Island:	Builder's Grade Equivalent	
Gather Collection 5-Light Chandelier (Brushed Nickel/Oil Rub Bronze)	DINING:	Builder's Grade Equivalent	
4 in. White Recessed Lighting	Exterior Soffit	Commercial Electric brand (or) Builder's Grade Equivalent	
5-6 In. White Recessed Lighting	All Areas	Builder's Grade Equivalent	
3 Light Vanity - Brushed Nickel/Oil Rub Bronze	All Baths	Builder's Grade Equivalent	
13 In. LED Flushmount Lighting	All Areas	Builder's Grade Equivalent	
Closet Fixtures	Area/ Description	Manufacturer	Image

Upgraded to a new installment

White Shelf and Rod Bracket	ALL CLOSETS:	Builder's Grade Equivalent	
Heavy Duty Oak Closet Pole - Stain Match, Mocha	ALL CLOSETS:	Builder's Grade Equivalent	
Heavy Duty Wood Closet Pole Sockets - Paint White	ALL CLOSETS:	Builder's Grade Equivalent	
Trim	Area/ Description	Manufacturer	Image
Door, Window Casing -	ALL:	Woodgrain Millwork (or) Builder's Grade	
Baseboard	Area/ Description	Manufacturer	Image
Floor Base - (White Trim Color)	ALL:	Builder's Grade Equivalent	
Door	Area/ Description	Manufacturer	Image
Interior Door - SIDU,SMOOTH	ALL:	Builder's Grade Equivalent	
Plumbing Fixtures	Area/ Description	Manufacturer	Image
Kitchen Extendable Single Handle Pull Down Sprayer Faucet (Brushed Nickel/Oil Rub Bronze)	KITCHEN:	Equivalent Builder's Grade	

<p>Bathroom Plumbing Faucet Fixture (Brushed Nickel/Bronze)</p> <p>Secondary Bathroom(s) Plumbing Fixture Set (Brushed Nickel/Bronze)</p>	<p>BATHS:</p> <p>Secondary Baths:</p>	<p>Equivalent Builder's Grade</p> <p>Equivalent Builder's Grade</p>	
<p>Master Bathroom - 60 In. Garden Tub (White Color)</p>	<p>Master Bath:</p>	<p>Equivalent Builder's Grade</p>	
<p>Window Frame</p> <p>Builder Series - Vinyl - (White/Beige/Bronze)</p>	<p>Area/ Description</p> <p>ALL: Vinyl</p>	<p>Manufacturer</p> <p>Builder's Grade</p>	<p>Image</p> 
<p>Ext. Finish</p> <p>Automatic Wrought Iron Driveway Access Gate</p>	<p>Area/ Description</p> <p>Driveway</p>	<p>Manufacturer</p> <p>Builder's Grade</p>	<p>Image</p> 

no window frames

<p>Exterior Finish - Cement Board/Hardi- Siding</p>	<p>EXTERIOR: Cement Board/Hard</p>	<p>Builder's Grade</p>	
<p>Driveway</p>	<p>Area/ Description</p>	<p>Manufacturer</p>	<p>Image</p>
<p>Driveway: Crushed Gravel Finish (Dark Blue or Black/Gray)</p>	<p>EXTERIOR:</p>	<p>Builder's Grade</p>	

*Upgraded
to concrete*

leaving → } fridge
washer
dryer

\$320k. - July 2021.
↓
\$305k.

Samsung top washer; front. dryer
fridge - 3 door
w/ ice machine
ring doorbell transfer
nest thermostat.

Mailbox: patio
HOA: \$400/yr
gate + landscaping
ditch

1. - Private Exclusive - video tour
1 pic. of exterior

2. - 14 Days Coming soon 9/1
↓

3. - Active → ^{Sept. 1 →} Oct. 1 9/15

Nov. 1

Sold - Dec 15th.

Run New
CMAA

Eduardo - 5/13.