

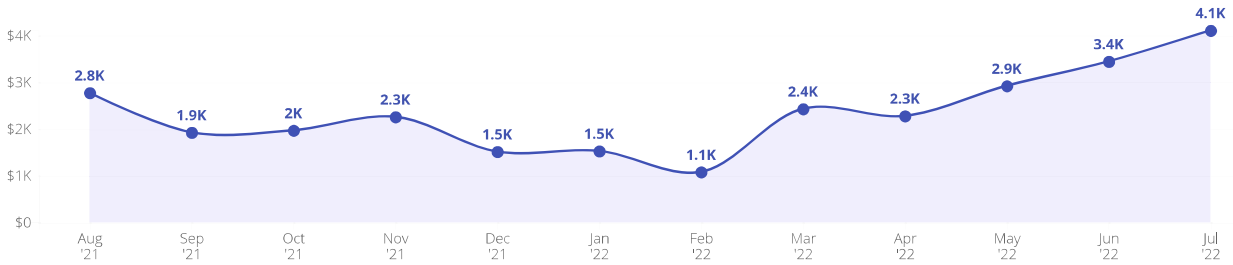
Purchase

Annual Revenue
\$28,255

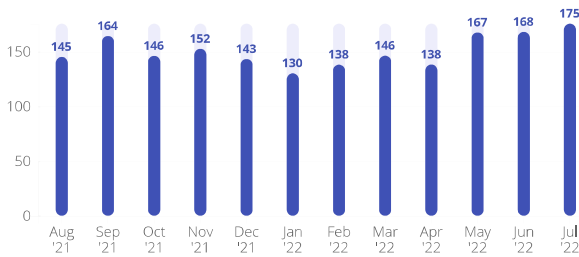
Average Daily Rate
\$151

Occupancy Rate
51%

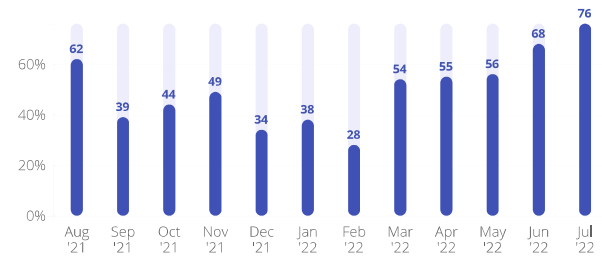
Revenue Forecast (\$)



Average Daily Rate Forecast (\$)



Occupancy Forecast (%)



1 bed · 1 bath · 4 guests
Upper Carriage House

\$13.6K Revenue	\$19.7K Revenue Potential
179 Days Available	54% Occupancy
	\$140 ADR



1 bed · 1 bath · 2 guests
Cozy Carriage House

\$20.6K Revenue	\$20.6K Revenue Potential
364 Days Available	46% Occupancy
	\$123 ADR



1 bed · 1.5 bath · 4 guests
Vintage Cottage

\$18.2K Revenue	\$18.2K Revenue Potential
364 Days Available	35% Occupancy
	\$145 ADR



1 bed · 1 bath · 4 guests
SeaSide

\$23.8K Revenue	\$24K Revenue Potential
343 Days Available	76% Occupancy
	\$92 ADR



1 bed · 1 bath · 4 guests
Costal Breeze

\$23.1K Revenue	\$23.1K Revenue Potential
355 Days Available	67% Occupancy
	\$97 ADR



1 bed · 1 bath · 4 guests
The Seashell Shore

\$23.7K Revenue	\$23.7K Revenue Potential
361 Days Available	68% Occupancy
	\$96 ADR