



<b>BUYER:</b> 1681 Sherwood Glen Drive Showcase Home	<b>DESIGNER:</b> Sarah Perez	<b>SALES COUNSELOR:</b>	<b>CATALOG DATE:</b> 10/19/2021 2:27 PM	<b>JOB NUMBER:</b>	
<b>ADDRESS:</b> 1681 Sherwood Glen Dr	<b>LOT / BLOCK:</b>	<b>COMMUNITY:</b> Avalon at Friendswood 60	<b>SERIES:</b> Designer	<b>PLAN:</b> Carnelian	<b>ELEV:</b> M2

## Appliances

### APPLIANCE PACKAGES




### Designer Standard Appliances Package



**Model#:** JX7230SLSS

**GE® Required 30" Built-In Trim Kit JX7230SLSS**




**Model#:** PEB7227ANDD

**GE Profile™ 2.2 Cu. Ft. Built-In Sensor Microwave Oven**


Approx Dimensions (HxDxW): 14 in X 19 3/4 in X 24 1/8 in

- Built-in microwave - This microwave oven is built-in capable with a sleek matching trim kit
- Glass touch controls - Features a smooth glass design that is easy to operate and easy to clean
- 2.2 cu. ft. capacity - 1100 watts (EC-705 test procedure)
- Sensor cooking controls - Automatically adjusts time and power for delicious cooking results



**Model#:** JVX5360SJSS

**GE® 36" Under The Cabinet Hood**




**Model#:** JGP5036SLSS

**GE® 36" Built-In Gas Cooktop with 5 Burners and Dishwasher Safe Grates**

Approx Dimensions (HxDxW): 5 1/2 in X 21 in X 36 in

- 36" Cooktop with 5 Burners - Enjoy ultimate cooktop flexibility and more cooking space with 5 sealed burners
- Maximize Your Cooking Space - Continuous cast iron grates provide more room for large cookware
- More Cooking, Less Cookware - Eliminate the need for extra cookware with an optional integrated griddle perfect for pancakes, grilled cheeses and other favorites
- Dishwasher-Safe Grates - Heavy-duty grates are easy to clean in the dishwasher




**Model#:** JTS3000SNSS

**GE® 30" Smart Built-In Self-Clean Single Wall Oven with Never-Scrub Racks**

Approx Dimensions (HxDxW): 26 5/8 in X 26 3/4 in X 29 3/4 in

- Never scrub, heavy-duty racks - Say goodbye to scrubbing thanks to never scrub heavy-duty racks, engineered to withstand a self clean cycle
- Easy Clean controls - Simple controls that wipe clean with little effort
- Self-Clean with optional Steam Clean - Cleaning the oven interior has never been easier, with two cleaning options to fit your lifestyle
- Anywhere control with remote notifications - Save time by conveniently preheating and monitoring your oven from anywhere using the SmartHQ App




**Model#:** GDT535PSMSS


**GE® Top Control with Plastic Interior Dishwasher with Sanitize Cycle & Dry Boost**

Approx Dimensions (HxDxW): 34 in X 24 in X 23 3/4 in

- Dry Boost™ - Gets hard-to-dry items up to 3 times drier than heated dry cycles
- Compared to heated dry option
- Steam + Sani - Loosens tough soils before any cycle virtually eliminating the need for soaking or pre-rinsing dishes. Plus a High-temperature rinse sanitizes and reduces 99.999% of bacteria found on dishes
- Piranha Hard Food Disposer - To ensure consistently clean items, this stainless steel blade rotates at 3,600 RPM to pulverize food particles and helps to prevent large particles from clogging the wash arms



### Standard Appliances Package - Designer

↳  PHOTO ONLY - SEE ORA FOR PRICING AND DETAILS

## Cabinets


### CABINETS - A LA CARTES



**Box Garbage pull out BASIC**

Vendor: Kentmoore



**Hardware Whole Home**  KMC102-SN

Vendor: Kentmoore

## Cabinets

### OTHER



**Cabinet Level 2 Door Style: Groveland Color: Espresso Finish: Matte**

Area: Bath 2



**Cabinet Level 2 Door Style: Groveland Color: Espresso Finish: Matte**

Area: Bath 3



**Cabinet Level 2 Door Style: Groveland Color: Espresso Finish: Matte**

Area: Bath 4



**Cabinet Level 2 Door Style: Groveland Color: Espresso Finish: Matte**

Area: Island



**Cabinet Level 2 Door Style: Groveland Color: Espresso Finish: Matte**  
Area: Kitchen Perimeter



**Cabinet Level 2 Door Style: Groveland Color: Espresso Finish: Matte**  
Area: Master Bath



**Cabinet Level 2 Door Style: Groveland Color: Espresso Finish: Matte**  *Sales charged for structure already*  
Area: Opt Owners Entry 1 Locker



**Cabinet Level 2 Door Style: Groveland Color: Espresso Finish: Matte**  
Area: Opt Utility Others



**Cabinet Level 2 Door Style: Groveland Color: Espresso Finish: Matte**  
Area: Utility Uppers

## Countertops

### FABRICATED CTOPS

- Bath 2 Vanity • Bath 3 Vanity • Bath 4 Vanity • Opt Laundry Countertop w/Opt Sink • Owners Bath Pony Wall w/Opt Drop In Tub • Owners Bath Shower Seat w/Opt Drop in Tub OWNB0012 • Owners Bath Vanity w/Opt Drop in Tub OWNB0012 • Owners Bath Windowsill

#### Level 3 Granite, Omegastone, Artisan and Specilaty Stone




Countertop Color:  
**3cm Fin Granite - Coastal White**  
Id: OG0COSWF3/1



Countertop Edge:  
**3cm Granite Square Edge Eased Corner (31)**  
Id: ECSES2

- Kitchen w/Cooktop/Island

#### Level 6 Granite, Omegastone, Artisan and Specilaty Stone




Countertop Color:  
**2cm Fin Omega Stone - Clarity**  
Id: OOMS2CM/CL



Countertop Edge:  
**4cm Eng. Stone Square Edge Eased Corner (41)**  
Id: ECSES3

- Opt Laundry Countertop 4in Back Splash

#### Level 3 Granite, Omegastone, Artisan and Specilaty Stone



Countertop Color:  
**3cm Fin Granite - Coastal White**  
Id: OG0COSWF3/1

## Doors

### INTERIOR DOORS



STANDARD - CARRARA SMOOTH  PHOTO ONLY - SEE ORA FOR PRICING AND DETAILS

## Fireplaces

### SURROUNDS



CAST STONE FP - REMINGTON III SMOOTH NH  PHOTO ONLY - SEE ORA FOR PRICING AND DETAILS  
Id: CSFT0621

## Flooring

### CARPET

- All Carpeted Areas
- Flex Room/Opt Study STDY0104 Credit
- Gathering Room Credit

#### Carpet Level 10



Carpet Color:  
**Kenning Road - 558 Weathered Plank**  
Id: 1TM166/558



Carpet Cushion:  
**Aspen 1/2" Deluxe Pad**  
Id: 1423/1

## Flooring


### TILE

- Bath 2
- Bath 3
- Bath 4
- Bath 4 Shower Floor ILO Tub Opt
- Laundry w/Opt Cabinets


#### Floor Tile Level 4



Tile Color:  
**(Cabris) Core Fundamentals-Choice  
 18x18 - CS22 Fair**  
 Id: 6CBR18/CS22




Pattern:  
**Straight Lay**  
 Id: 6




Grout Color:  
**AccuColor Plus Grout - #909 Sterling**  
 Id: TACCPL/909

**Bath 4 Shower Floor ILO Tub Opt**


↳  *cut down to 4x4*

- Owners Bath Shower Floor w/Opt Drop In Tub OWNB0012

**Floor Tile Level 11**



Tile Color:  
**Mount Claire Brick Mosaic (12x12  
 Mesh) 2x4 - MC31 Ember**  
 Id: 6MC24/MC31



Pattern:  
**Straight Lay Rectangle Front to Back**  
 Id: 737




Grout Color:  
**AccuColor Plus Grout - #909 Sterling**  
 Id: TACCPL/909

- Owners Bath w/Opt Drop In Tub OWNB00012


**Floor Tile Level 7**



Tile Color:  
**Mount Claire 12x24 - MC31 Ember**  
 Id: 6MC124/MC31



Pattern:  
**Straight Lay Rectangle Front to Back**  
 Id: 737



Grout Color:  
**AccuColor Plus Grout - #909 Sterling**  
 Id: TACCPL/909

**Flooring**


**WOOD**

- Ext Entry • Flex Room/Opt Study STDY0104 • Foyer • Gathering Room w/Opt Int Wall Fireplace FIRE0100 • Half Bath
- Hall to Bath 4 • Hall to Master • Opt Extension at Kitchen/Casual Dining • Owners Entry w/Opt Cabinets

**Wood Level 5**



Wood Color:  
**Saunter Priano White Oak 7 1/2" - Dovetail**  
 Id: 3TME71/25



Pattern:  
**Wood Front to Back**  
 Id: 719

## Hardware

### BATH HARDWARE



**Paper Holder Arlys Brushed Nickel Y5708**  PHOTO ONLY - SEE ORA FOR PRICING AND DETAILS

Vendor: Moen

Id: Arlys-Y5708



**Hand Towel Arlys Brushed Nickel Y5786**  PHOTO ONLY - SEE ORA FOR PRICING AND DETAILS

Vendor: Moen

Id: Arlys-Y5786



**24" Bar Arlys Brushed Nickel Y5724**  PHOTO ONLY - SEE ORA FOR PRICING AND DETAILS

Vendor: Moen

Id: Arlys-Y5724

## Hardware

### FRONT DOOR HARDWARE




**Century Handleset - Nickel**  PHOTO ONLY - SEE ORA FOR PRICING AND DETAILS

Vendor: Schlage

## Hardware

### INTERIOR DOOR HARDWARE



**Latitude Lever - Nickel**  PHOTO ONLY - SEE ORA FOR PRICING AND DETAILS

Vendor: Schlage



## Lighting

### 2 STORY - 12' FRONT ENTRY DINING



**Windom 9 Light Chandelier -Midnight Black**  PHOTO ONLY - SEE ORA FOR PRICING AND DETAILS  
Id: 3102809EN3-112

## Lighting

### INDOOR CEILING FANS



**Monte Carlo Discus 52" LED- Midnight Black**  PHOTO ONLY - SEE ORA FOR PRICING AND DETAILS  
Id: 5DIC52BKD-V1

## Lighting

### PENDANT LIGHTING



**Zire One Light Mini Pendant- Midnight Black**  PHOTO ONLY - SEE ORA FOR PRICING AND DETAILS  
Id: 6190301EN7-112

## Lighting

### WALL SCONCES



**Windom Wall Sconce-Midnight Black**  PHOTO ONLY - SEE ORA FOR PRICING AND DETAILS  
Id: 4102801EN3-112

## Mirrors

### MASTER BATH FRAMED MIRRORS



HAMPTON - PER MIRROR - Size Varies by Location  PHOTO ONLY - SEE ORA FOR PRICING AND DETAILS

## Mirrors

### POWDER/HALF BATH FRAMED MIRRORS



HAMPTON - PER MIRROR - Size Varies by Location  PHOTO ONLY - SEE ORA FOR PRICING AND DETAILS

## Paint

### PAINT

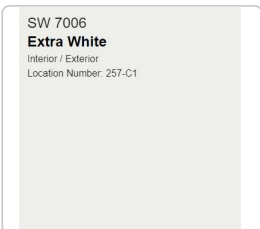


SW 7631  
**City Loft**  
Interior / Exterior  
Location Number: 259-C6

House Paint - SW7631 City Loft  PHOTO ONLY - SEE ORA FOR PRICING AND DETAILS  
Vendor: Sherwin Williams

## Paint

### TRIM PAINT



SW 7006  
**Extra White**  
Interior / Exterior  
Location Number: 257-C1

Trim Paint - SW7006 Extra White  PHOTO ONLY - SEE ORA FOR PRICING AND DETAILS  
Vendor: Sherwin Williams

## Plumbing

### BATH FIXTURES



**Gibson - 8" Widespread - Brushed Nickel**  PHOTO ONLY - SEE ORA FOR PRICING AND DETAILS

Vendor: Moen

Id: T6142+9000



**Gibson - Centerset - Brushed Nickel**  PHOTO ONLY - SEE ORA FOR PRICING AND DETAILS

Vendor: Moen

Id: 6150

## Plumbing

### KITCHEN FIXTURES



**Sleek MotionSense Spot Resist Stainless 7864EWSRS**  PHOTO ONLY - SEE ORA FOR PRICING AND DETAILS

Vendor: Moen

Id: 7864EWSRS

## Plumbing

### MASTER BATH TUB FIXTURES



**Roman Tub Gibson Brushed Nickel T961+4792**  PHOTO ONLY - SEE ORA FOR PRICING AND DETAILS

Vendor: Moen

Id: T961+4792

## Plumbing

### SHOWER FIXTURES



**Shower Only - Gibson Brushed Nickel T3002EP+2510**

Vendor: Moen

Id: T3002EP+2510

 PHOTO ONLY - SEE ORA FOR PRICING AND DETAILS

## Plumbing

### TUB/SHOWER FIXTURES



**Tub/Shower Gibson Brushed Nickel T3000EP+2510**

Vendor: Moen

Id: T3000EP+2510

 PHOTO ONLY - SEE ORA FOR PRICING AND DETAILS

## Sinks

### KITCHEN SINKS



**Mirado HA100 Hand Made - Stainless Steel U/M Sink-Stainless Steel**

Vendor: Wisenbaker

Id: OHA100/1

## Sinks

### MASTER BATH SINKS



**Mirado China Bowl A2115-White**

Vendor: Wisenbaker

Id: OA2115/1

## Sinks

### SECONDARY BATH SINKS



**Mirado China Bowl A2115-White**

Area: OA2115/1

↳ 2 AT BATH 2 - 1 AT BATH 3 - 1 AT BATH 4

Vendor: Wisenbaker

Model: Mirado China Bowl A2115-White

Id: OA2115/1

## Sinks

### UTILITY SINKS



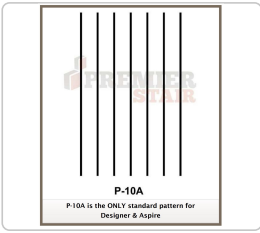
**Mirado 1815 - Stainless Steel U/M Sink-Stainless Steel**


Vendor: Wisenbaker

Id: OMSS1815/1

## Stairs

### STAIR PARTS



**Balusters Level 1-P10A**  PHOTO ONLY - SEE ORA FOR PRICING AND DETAILS  
Vendor: Premier

## Walls


### TILE

- Bath 2 Tub Splash
- Bath 3 Tub Splash
- Bath 4 Shower Stall ILO Tub Opt

#### Wall Tile Level 4



Tile Color:  
**(Cabris) Core Fundamentals-Choice**  
**18x18 - CS22 Fair**  
Id: 6CBR18/CS22



Pattern:  
**Straight Lay**  
Id: 54




Grout Color:  
**AccuColor Plus Grout - #909 Sterling**  
Id: TACCPL/909

• Kitchen Back Splash


Wall Tile Level 15



Tile Color:  
**Vertuo Chevron Mosaic (11x10 Mesh) - VR13 Stria Maestro**  
Id: 6VCVM/VR13




Pattern:  
**Full Mosaic Vertical**  
Id: 779



Grout Color:  
**AccuColor Plus Grout - #910 Bright White**  
Id: TACCPL/910

Kitchen Back Splash

↳  *longest points up and down*


- Opt Owners Bath Drop In Garden Tub Splash OOWNB0012
- Opt Owners Bath Drop In Tub Deck OOWNB0012

- Opt Owners Bath Drop In Tub Skirt OOWNB00012
- Owners Bath Shower Stall w/Opt Drop In Tub OOWNB0012 Seat to Clg


Wall Tile Level 7



Tile Color:  
**Mount Claire 12x24 - MC31 Ember**  
Id: 6MC124/MC31



Pattern:  
**Straight Lay Rectangle Vertical**  
Id: 739




Grout Color:  
**AccuColor Plus Grout - #909 Sterling**  
Id: TACCPL/909

## Flooring

### TILE


- Bath 2
- Bath 3
- Bath 4
- Bath 4 Shower Floor ILO Tub Opt

↳  cut down to 4x4


- Laundry w/Opt Cabinets



Tile Color: (Cabris) Core Fundamentals-Choice 18x18 - CS22 Fair  
Id: 6CBR18/CS22




Pattern: Straight Lay



Grout Color: AccuColor Plus Grout - #909 Sterling  
Id: TACCPL/909



• Owners Bath Shower Floor w/Opt Drop In Tub OWNB0012



Tile Color: Mount Claire Brick Mosaic (12x12 Mesh) 2x4 - MC31  
Ember  
Id: 6MC24/MC31

Pattern: Straight Lay Rectangle Front to Back




Grout Color: AccuColor Plus Grout - #909 Sterling  
Id: TACCPL/909

• Owners Bath w/Opt Drop In Tub OWNB00012



Tile Color: Mount Claire 12x24 - MC31 Ember  
Id: 6MC124/MC31



Pattern: Straight Lay Rectangle Front to Back




Grout Color: AccuColor Plus Grout - #909 Sterling  
Id: TACCPL/909

WOOD

- Ext Entry
- Flex Room/Opt Study STDY0104
- Foyer
- Gathering Room w/Opt Int Wall Fireplace FIRE0100
- Half Bath
- Hall to Bath 4
- Hall to Master
- Opt Extension at Kitchen/Casual Dining
- Owners Entry w/Opt Cabinets




Wood Color: Saunter Priano White Oak 7 1/2" - Dovetail  
Id: 3TME71/25



Pattern: Wood Front to Back


TILE

- Bath 2 Tub Splash
- Bath 3 Tub Splash
- Bath 4 Shower Stall ILO Tub Opt




Tile Color: (Cabris) Core Fundamentals-Choice 18x18 - CS22 Fair  
Id: 6CBR18/CS22


Pattern: Straight Lay



Grout Color: AccuColor Plus Grout - #909 Sterling  
Id: TACCPL/909

• Kitchen Back Splash

↳  longest points up and down




Tile Color: Vertuo Chevron Mosaic (11x10 Mesh) - VR13 Stria  
Maestro  
Id: 6VCVM/VR13

Pattern: Full Mosaic Vertical




Grout Color: AccuColor Plus Grout - #910 Bright White  
Id: TACCPL/910

- Opt Owners Bath Drop In Garden Tub Splash OWINB0012
- Opt Owners Bath Drop In Tub Deck OWINB0012
- Opt Owners Bath Drop In Tub Skirt OWINB00012
- Owners Bath Shower Stall w/Opt Drop In Tub OWINB0012 Seat to Clg



Tile Color: Mount Claire 12x24 - MC31 Ember  
 Id: 6MC124/MC31

Pattern: Straight Lay Rectangle Vertical



Grout Color: AccuColor Plus Grout - #909 Sterling  
 Id: TACCPL/909



# Buyer Selections Summary

Taylor Morrison - Houston - 03/28/2022 1:41 PM

<b>BUYER:</b> 1681 Sherwood Glen Drive Showcase Home	<b>DESIGNER:</b> Sarah Perez	<b>SALES COUNSELOR:</b>	<b>CATALOG DATE:</b> 10/19/2021 2:27 PM	<b>JOB NUMBER:</b>	
<b>ADDRESS:</b> 1681 Sherwood Glen Dr	<b>LOT / BLOCK:</b>	<b>COMMUNITY:</b> Avalon at Friendswood 60	<b>SERIES:</b> Designer	<b>PLAN:</b> Carnelian	<b>ELEV:</b> M2

Printed Name: \_\_\_\_\_ Signature: \_\_\_\_\_ Date: \_\_\_\_\_

Printed Name: \_\_\_\_\_ Signature: \_\_\_\_\_ Date: \_\_\_\_\_