



ELEVATION A




ELEVATION B

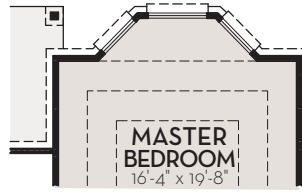


ELEVATION C





OPT. BATH #2 SUPER SHOWER



OPT. BAY WINDOW
23 SQ.FT.
OPT. NOT AVAILABLE IN
WINDSTORM AREA



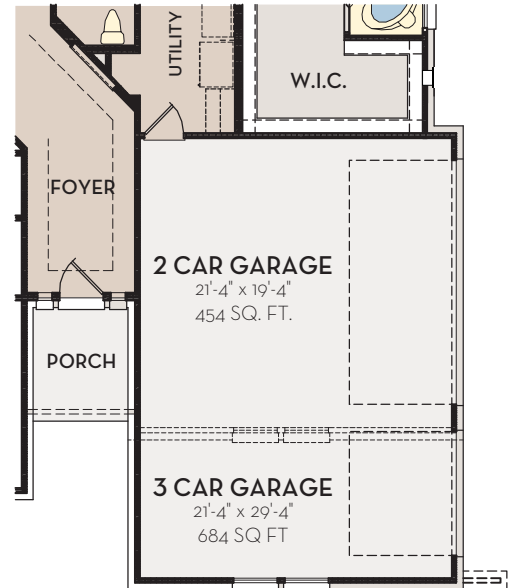
OPT. BEDROOM #4
IN LIEU OF STUDY



OPT. 1/2 CAR GARAGE
OR PER ELEVATION
115 SQ. FT.



FIRST FLOOR



OPT. 2 AND 3 CAR
SIDE LOAD GARAGE

