




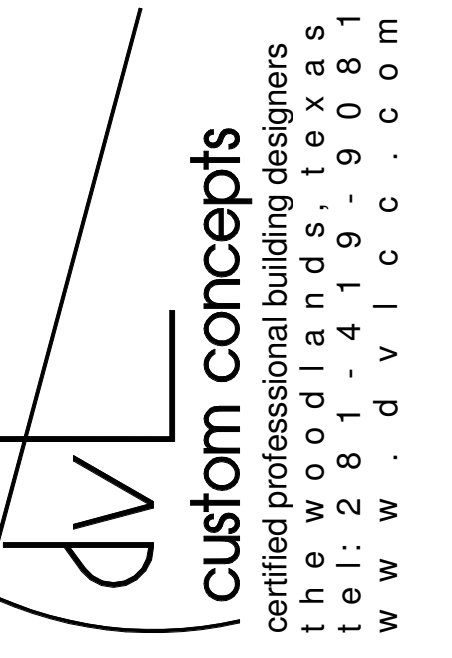
wall legend

-  stud wall
-  brick/stone veneer

unless otherwise noted

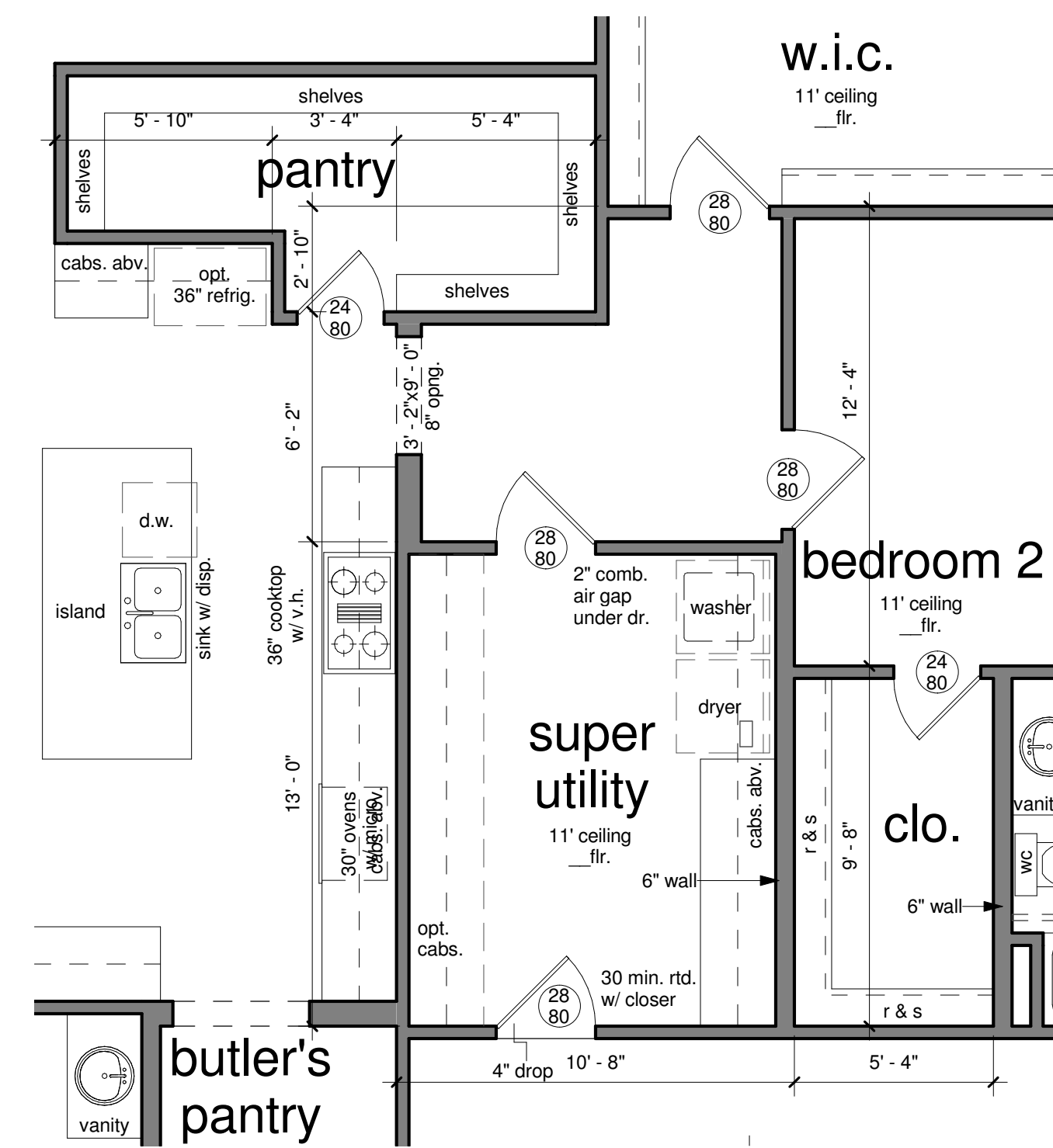
- 2009 I.R.C. shall apply.
 - amendments to IRC per City of Conroe, Chapter 14.11.2.62.
 - N.E.C. per City of Conroe, Chapter 14.111.4.14-222 shall apply

Note: DCL Custom Concepts is a professional design firm. We are not an engineering firm and are therefore not licensed or qualified to design foundations, structural framing. DCL Custom Concepts will not be held responsible for structural design in any way under any problems which may arise. The engineer of record, whose seal would appear on the drawings, shall bear the responsibility for the structural design.

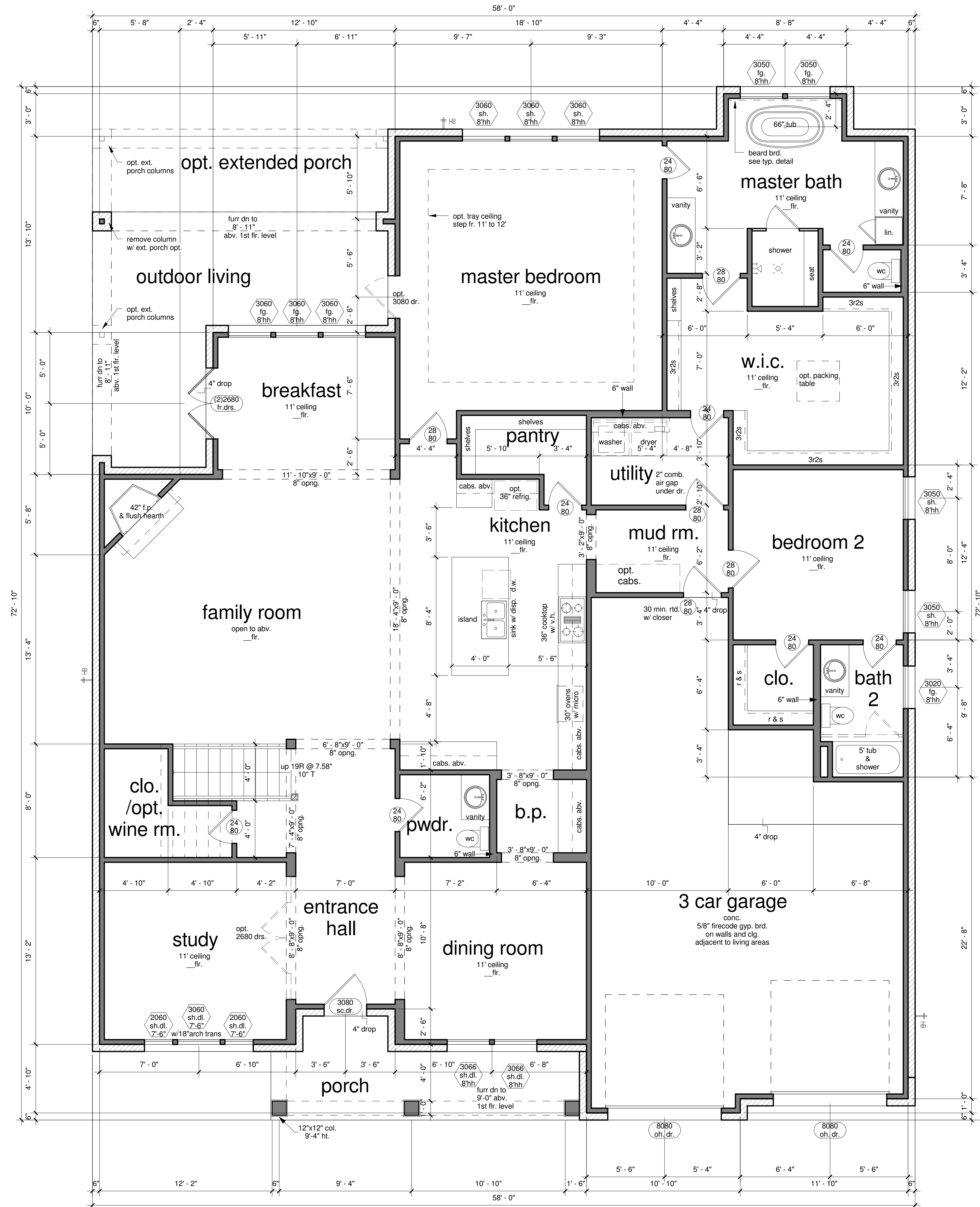


square footage calculations

first floor	2811 SF
second floor	1049 SF
living area total	3861 SF
garages	536 SF
garages/ opt. flex space	148 SF
opt. ext. porch	122 SF
opt. media room	251 SF
porches	367 SF
voids & volumes	99 SF
volume over family/ opt bed 5	370 SF
other area total	1891 SF
Grand total	5752 SF



opt. super utility
 scale: 1/4" = 1'-0"


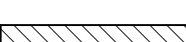


woodforest section 46
 cassidy B

1st floor plan
 scale: 1/4" = 1'-0"

project no.	sheet no.
TX657	1
date	scale
04/15/16	1/4" = 1'-0"

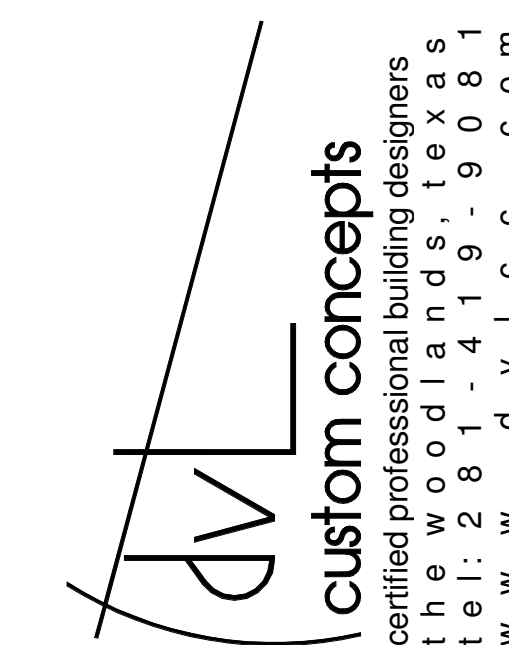
wall legend

-  stud wall
-  brick/stone veneer

unless otherwise noted

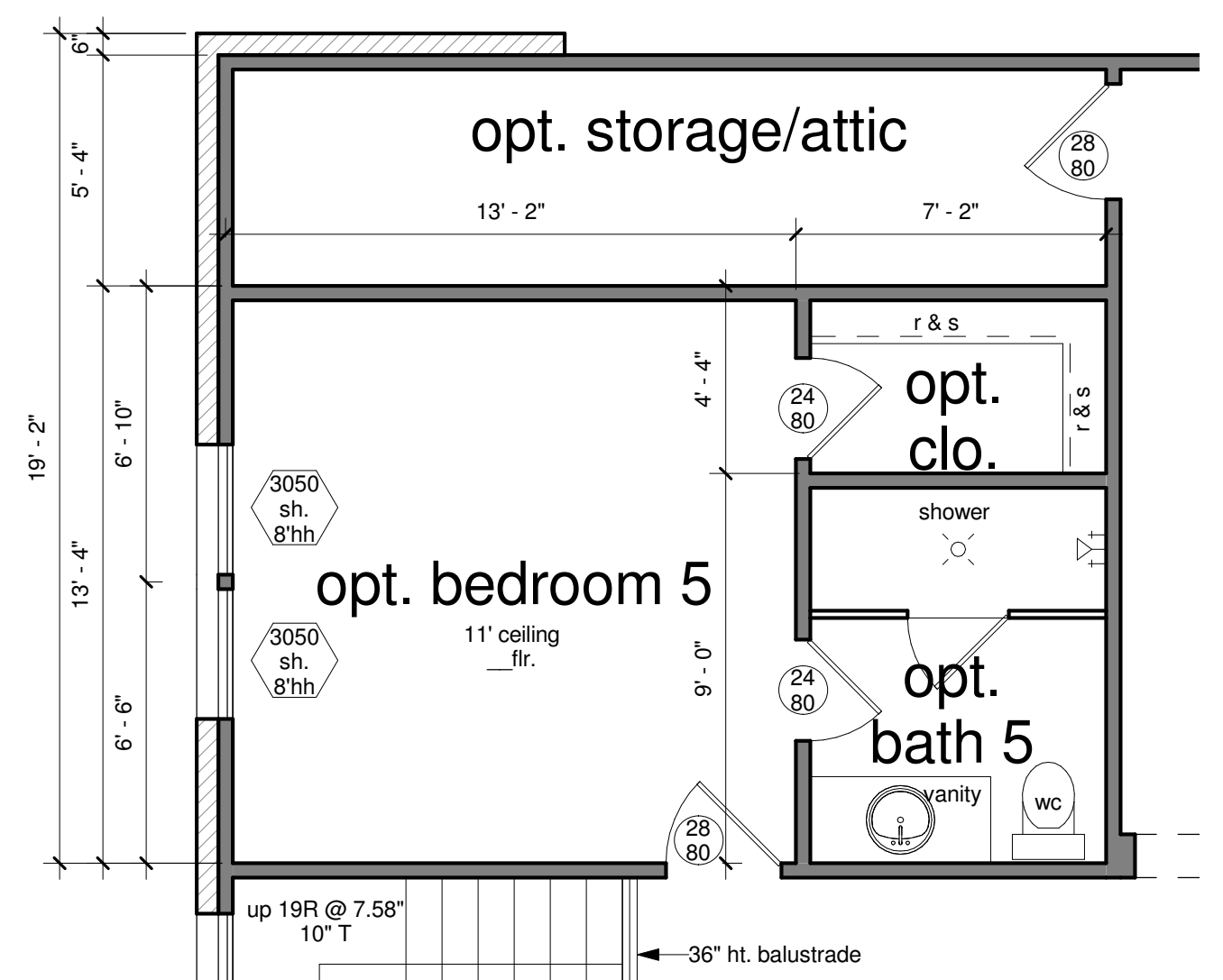
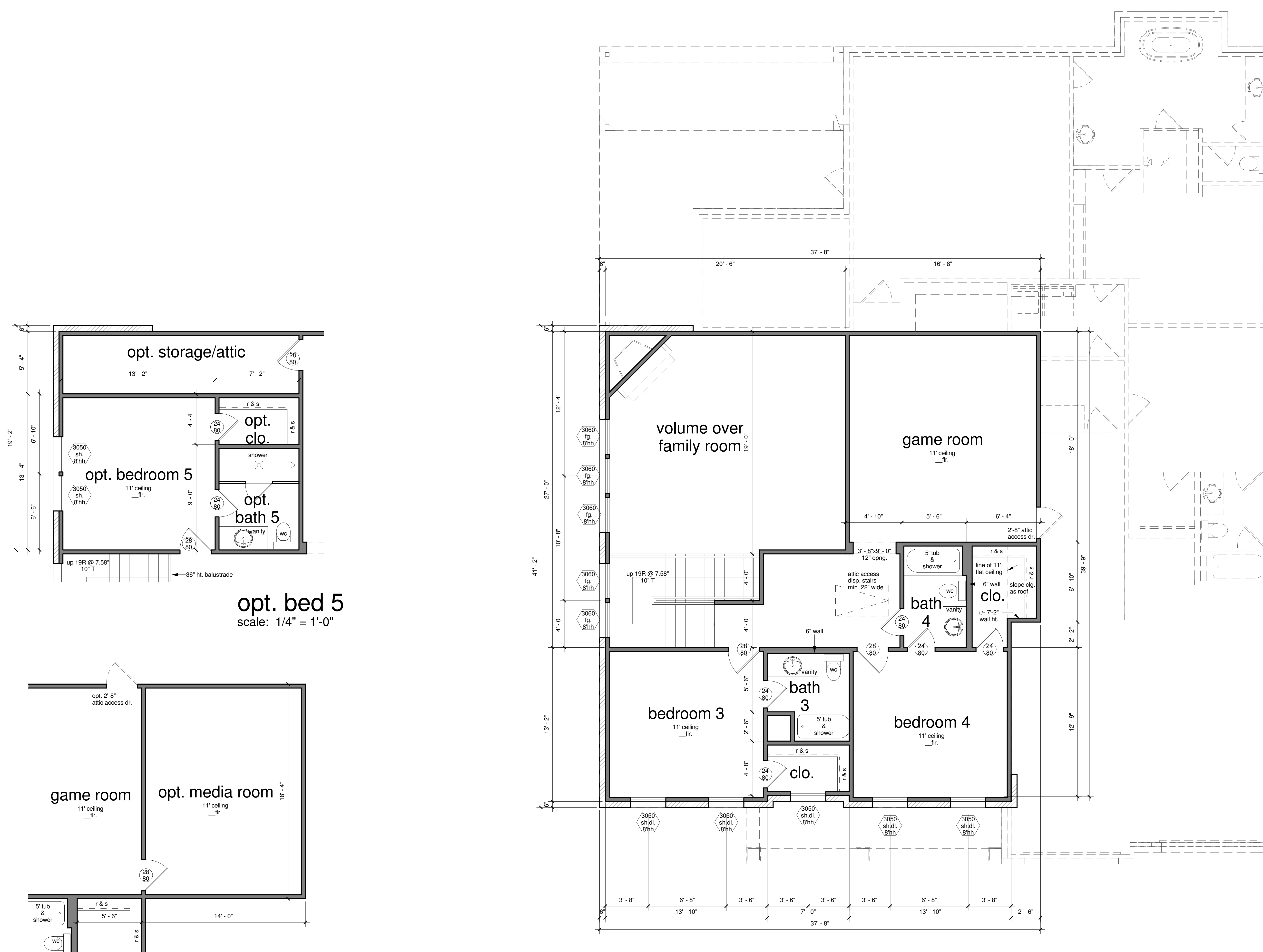
- 2009 I.R.C. shall apply.
 - amendments to IRC per City of Conroe, Chapter 14.11.2.62.
 - N.E.C. per City of Conroe, Chapter 14.111.4.14-222 shall apply

Note: DKL Custom Concepts is a professional design firm. We are not an engineering firm and are therefore not licensed or qualified to design foundations, structural framing. DKL Custom Concepts will not be held responsible for structural design in any way and/or any problems which may arise. The engineer of record, whose seal would appear on the drawings, shall bear the responsibility for the structural design.

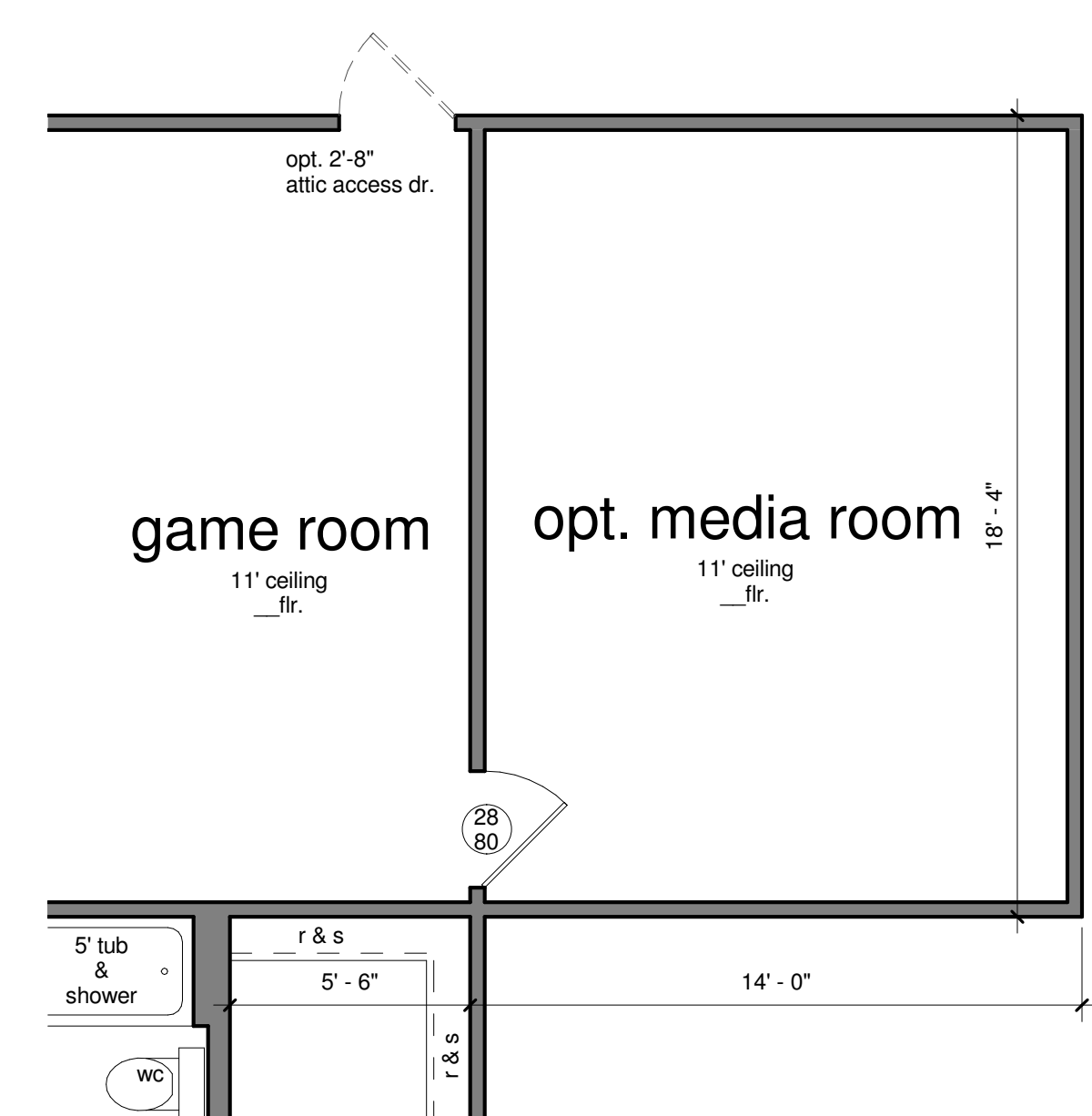


square footage calculations

first floor	2811 SF
second floor	1049 SF
living area total	3861 SF
garages	536 SF
garages/ opt. flex space	148 SF
opt. ext. porch	122 SF
opt. media room	251 SF
porches	367 SF
voids & volumes	99 SF
volume over family/ opt bed 5	370 SF
other area total	1891 SF
Grand total	5752 SF



opt. bed 5
 scale: 1/4" = 1'-0"



opt. media room
 scale: 1/4" = 1'-0"

2nd floor plan
 scale: 1/4" = 1'-0"



woodforest section 46
 cassidy B

project no. TX657	sheet no. 2
date 04/15/16	scale 1/4" = 1'-0"

Note:
 DCL Custom Concepts is a professional design firm. We are not an engineering firm and are therefore not licensed or qualified to design foundations, structural framing, etc. Custom Concepts will not be held responsible for structural design in any way and/or any problems which may arise. The engineer of record, whose seal would appear on the drawings, shall bear the responsibility for the structural design.

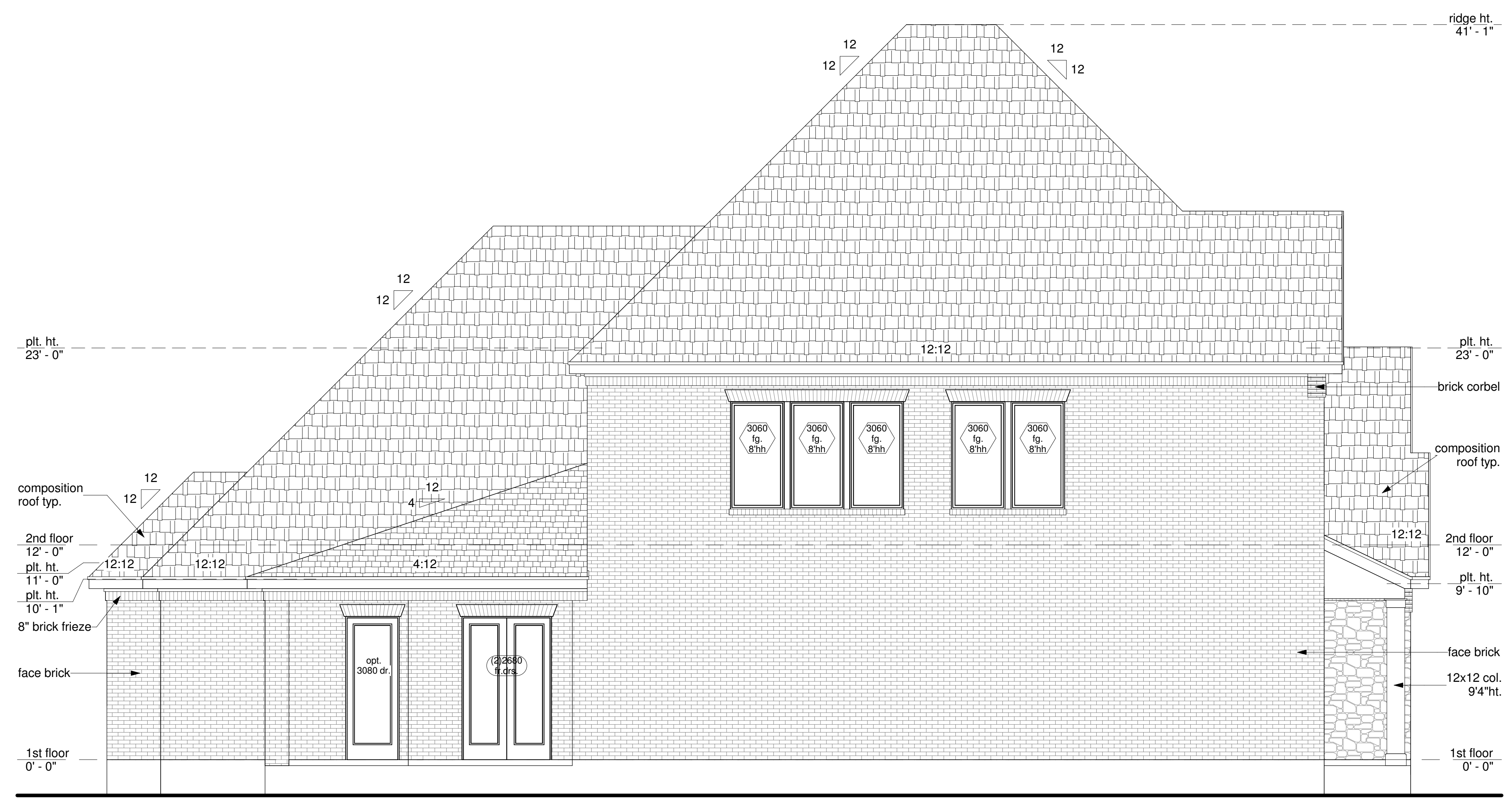
unless otherwise noted

- 2009 I.R.C. shall apply.
 - amendments to IRC per City of Conroe, Chapter 14.11.2.62.
 - N.E.C. per City of Conroe, Chapter 14.111.4.14-222 shall apply

custom concepts
 certified professional building designers
 10128 Woodforest
 Houston, TX 77055
 P: 281-419-8811
 F: 281-419-8811
 WWW.DVLC.COM



front elevation
 scale: 1/4" = 1'-0"



left elevation
 scale: 1/4" = 1'-0"



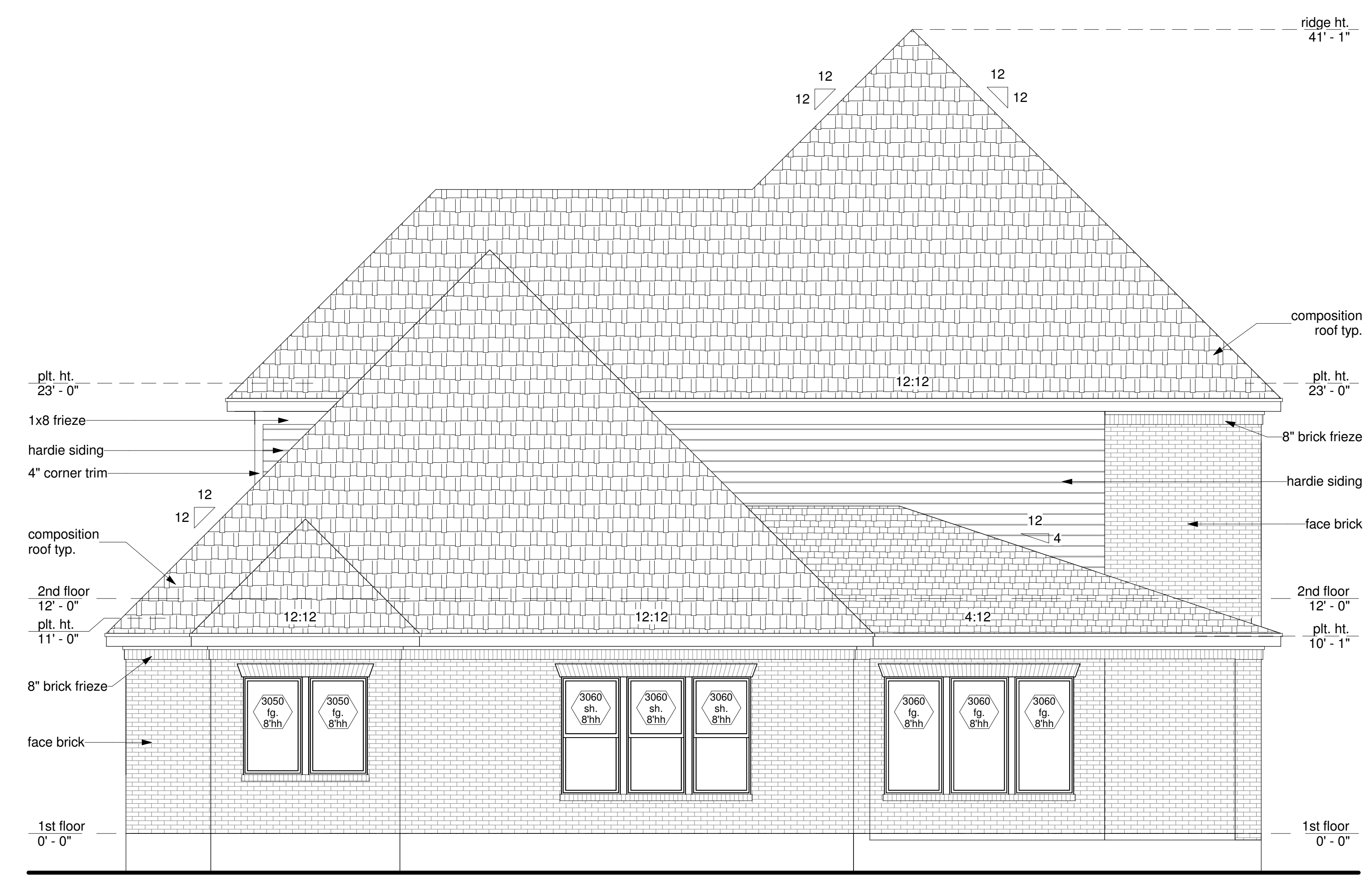
woodforest
section 46
 cassidy B

project no. TX657	sheet no. 3
date 04/15/16	scale 1/4" = 1'-0"

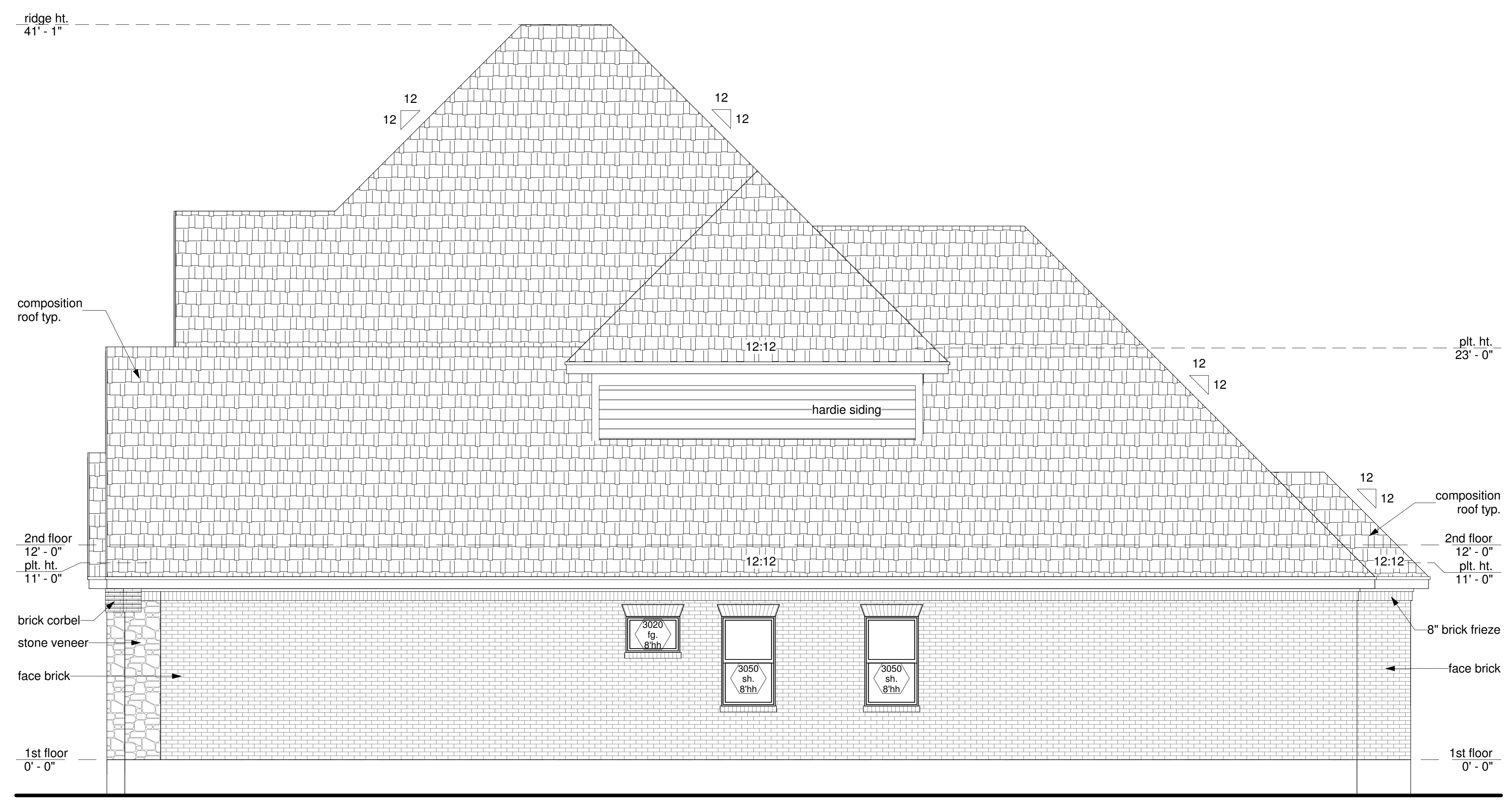
Note:
 DCL Custom Concepts is a professional design firm. We are not an engineering firm and are therefore not licensed or qualified to design foundations, structural framing, etc.
 DCL Custom Concepts will not be held responsible for structural design in any way and/or any problems which may arise.
 The engineer of record, whose seal would appear on the drawings, shall bear the responsibility for the structural design.

unless otherwise noted

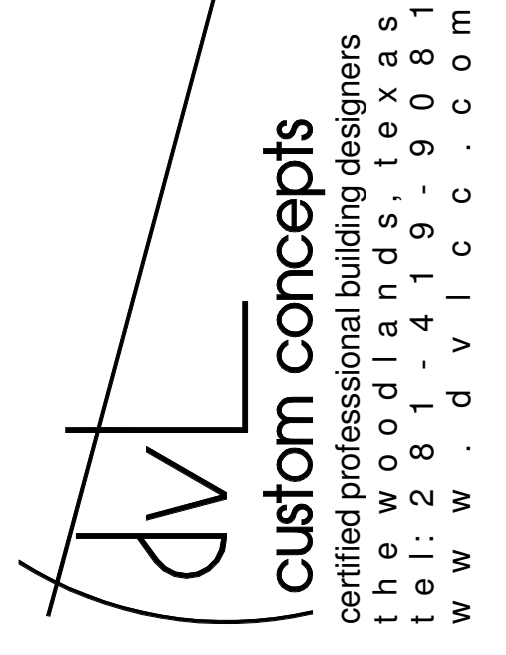
- 2009 I.R.C. shall apply.
 - amendments to IRC per City of Conroe, Chapter 14.II.2.62.
 - N.E.C. per City of Conroe, Chapter 14.III.4.14-222 shall apply



rear elevation
 scale: 1/4" = 1'-0"




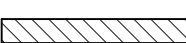
right elevation
 scale: 1/4" = 1'-0"



woodforest
 section 46
 cassidy B

project no. TX657	sheet no. 4
date 04/15/16	scale 1/4" = 1'-0"



































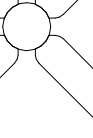



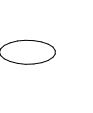
wall legend

-  stud wall
-  brick/stone veneer

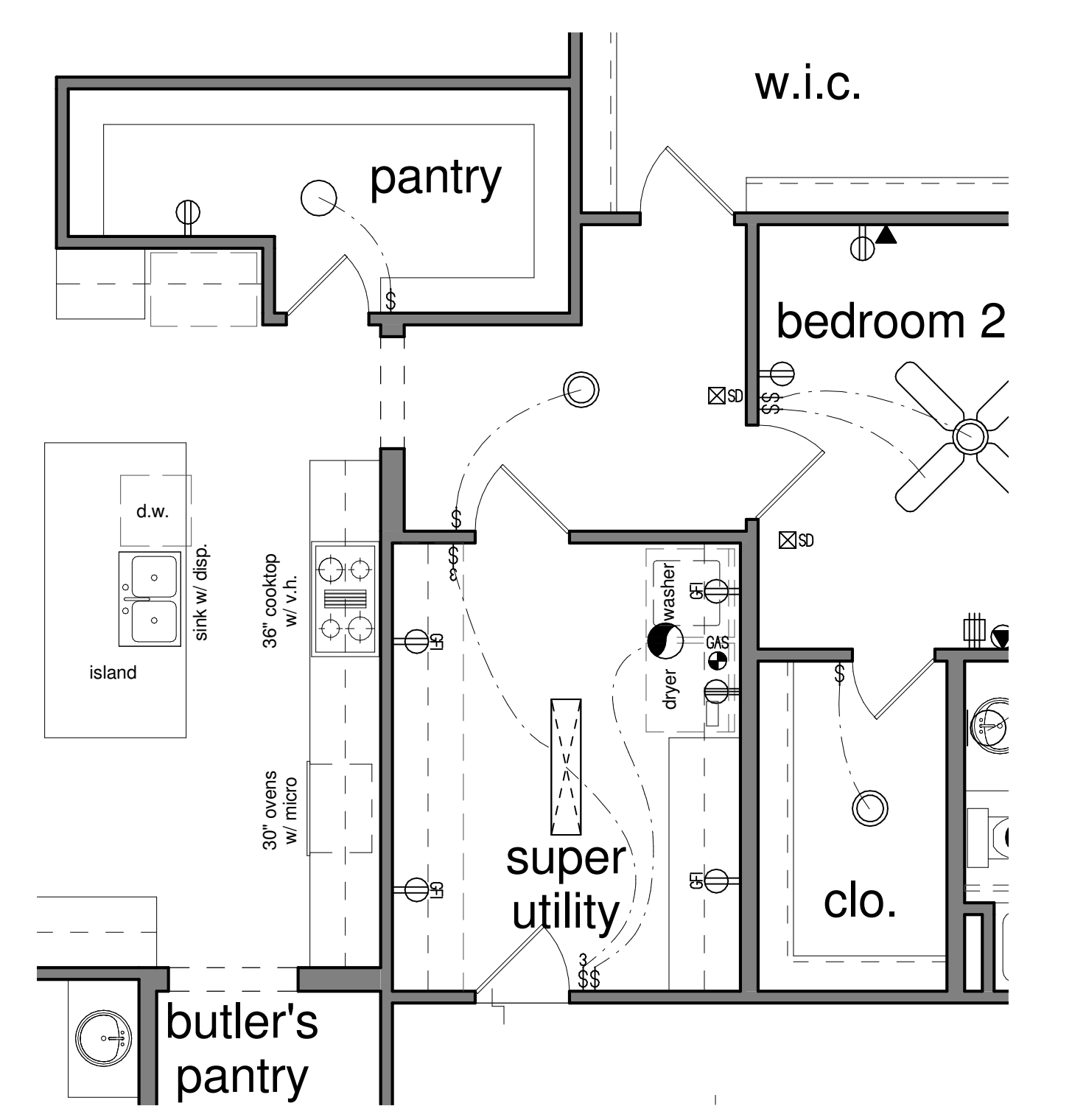

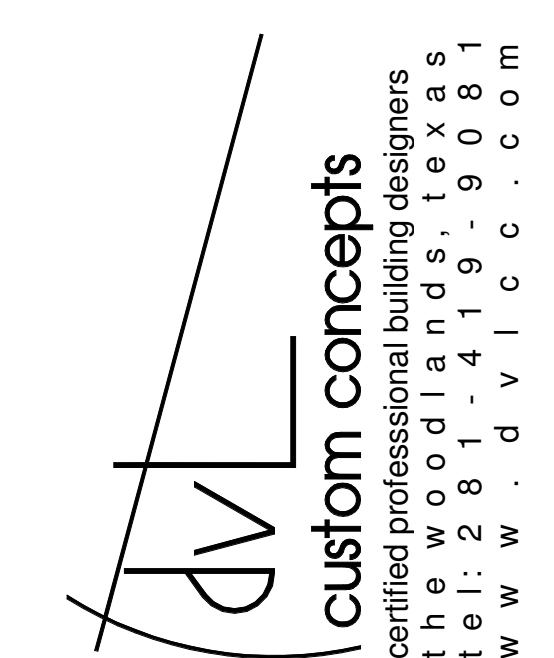
unless otherwise noted

- 2009 I.R.C. shall apply.
 - amendments to IRC per City of Conroe, Chapter 14.11.2.62.
 - N.E.C. per City of Conroe, Chapter 14.111.4.14-222 shall apply

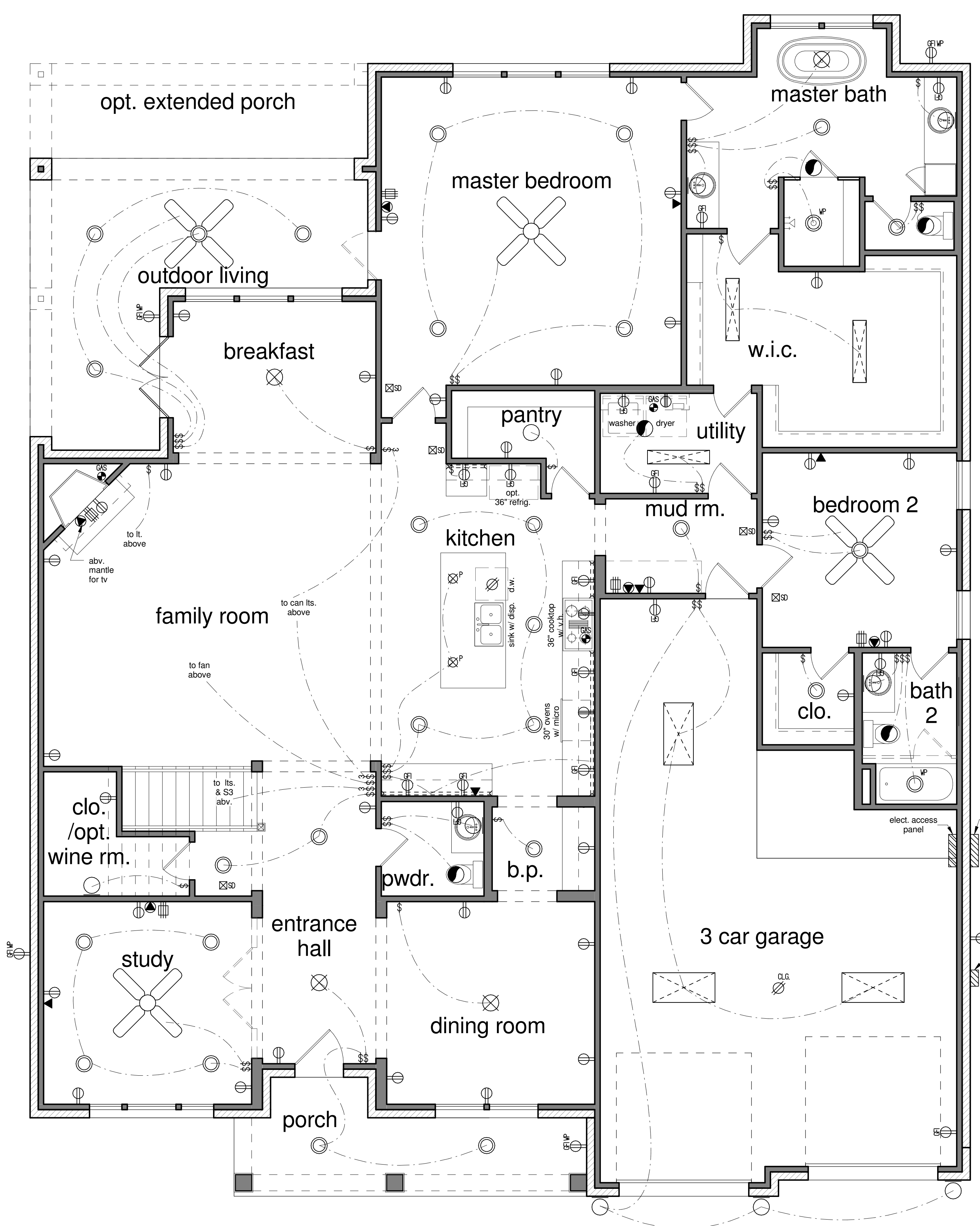
electrical legend

-  110 volt receptacle
-  110 volt 1/2 hot receptacle
-  waterproof receptacle
-  110 volt w/ground fault interruptor
-  110 volt in floor
-  220 volt receptacle
-  television antenna
-  telephone outlet
-  data outlet
-  single pole switch
-  three way switch
-  four way switch
-  dimmer switch
-  door jamb switch
-  chimes
-  intercom
-  key pad
-  push button
-  A/V connection
-  smoke detector
-  carbon monoxide detector
-  ceiling mounted light fixture
-  ceiling mounted hanging fixture
-  LED recessed can light
-  waterproof recessed can light
-  recessed low voltage light
-  recessed eyeball spot light
-  recessed eyeball spot light low voltage
-  wall mounted light fixture
-  wall mounted gas light fixture
-  porcelain fixture w/pull cord
-  floor lights
-  exhaust fan
-  exhaust fan, light & heater combo
-  ceiling fan
-  ceiling fan w/light
-  2x4 4 bulb fluorescent light
-  under counter fluorescent lt.
-  speaker/surround sound by bldr.

Note: DCL Custom Concepts is a professional design firm. We are not an engineering firm and are therefore not licensed or qualified to design foundations, structural framing. DCL Custom Concepts will not be held responsible for structural design in any way and/or any problems which may arise. The engineer of record, whose seal would appear on the drawings, shall bear the responsibility for the structural design.



opt. super utility
 scale: 1/4" = 1'-0"


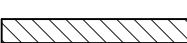


woodforest
 section 46
 cassidy B

1st floor electrical plan
 scale: 1/4" = 1'-0"

project no. TX657	sheet no. 5
date 04/15/16	scale 1/4" = 1'-0"



































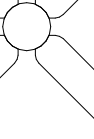




wall legend

-  stud wall
-  brick/stone veneer

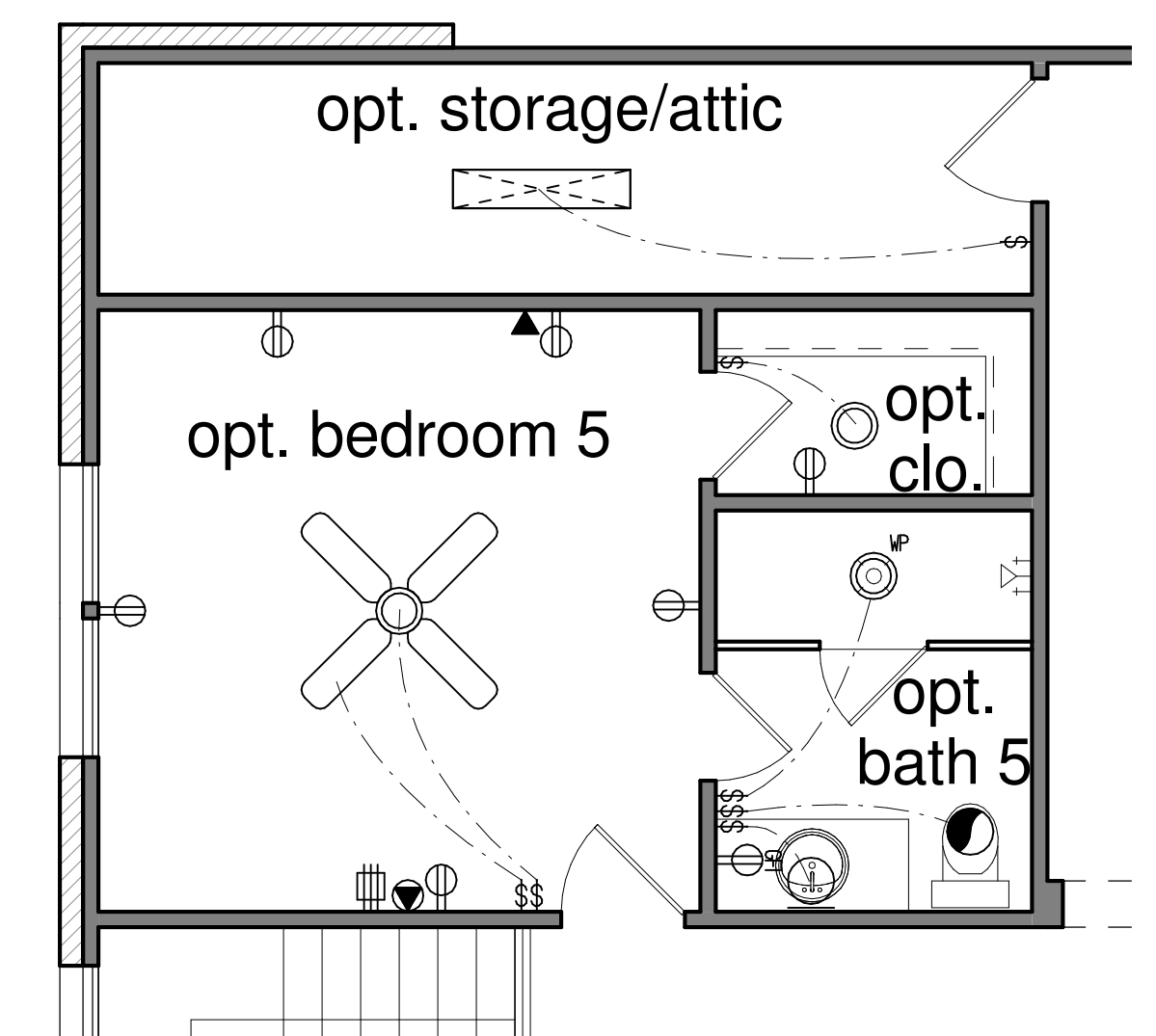

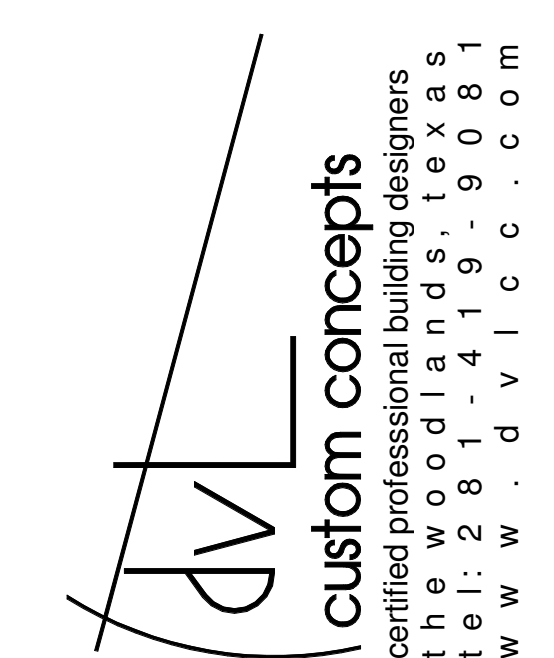
unless otherwise noted

- 2009 I.R.C. shall apply.
 - amendments to IRC per City of Conroe, Chapter 14.11.2.62.
 - N.E.C. per City of Conroe, Chapter 14.111.4.14-222 shall apply

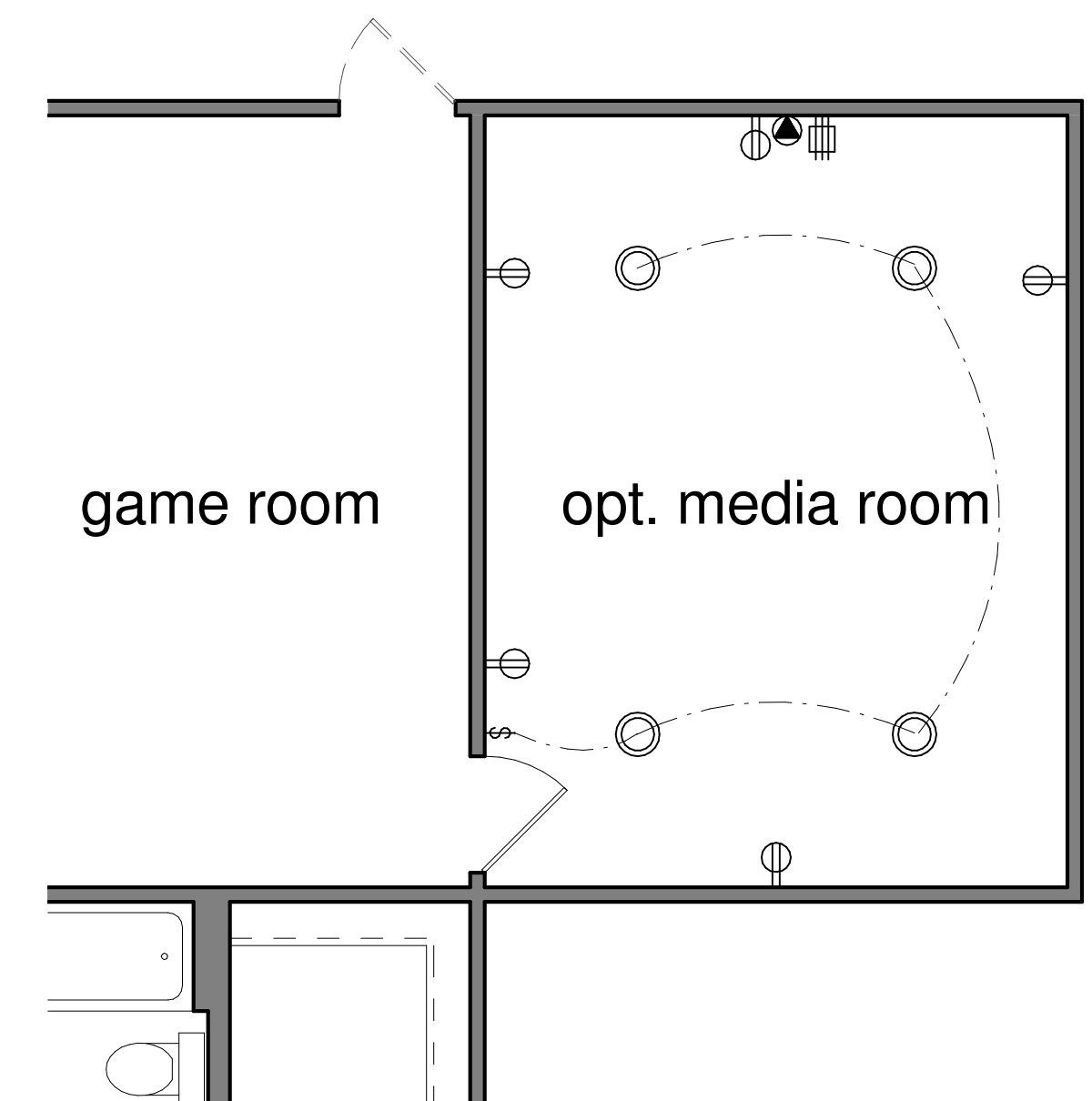
electrical legend

-  110 volt receptacle
-  110 volt 1/2 hot receptacle
-  waterproof receptacle
-  110 volt w/ground fault interruptor
-  110 volt in floor
-  220 volt receptacle
-  television antenna
-  telephone outlet
-  data outlet
-  single pole switch
-  three way switch
-  four way switch
-  dimmer switch
-  door jamb switch
-  chimes
-  intercom
-  key pad
-  push button
-  A/V connection
-  smoke detector
-  carbon monoxide detector
-  ceiling mounted light fixture
-  ceiling mounted hanging fixture
-  LED recessed can light
-  waterproof recessed can light
-  recessed low voltage light
-  recessed eyeball spot light
-  recessed eyeball spot light low voltage
-  wall mounted light fixture
-  wall mounted gas light fixture
-  porcelain fixture w/pull cord
-  flood lights
-  exhaust fan
-  exhaust fan, light & heater combo.
-  ceiling fan
-  ceiling fan w/light
-  2x4 4 bulb fluorescent light
-  under counter fluorescent light
-  speaker/surround sound by bldr.

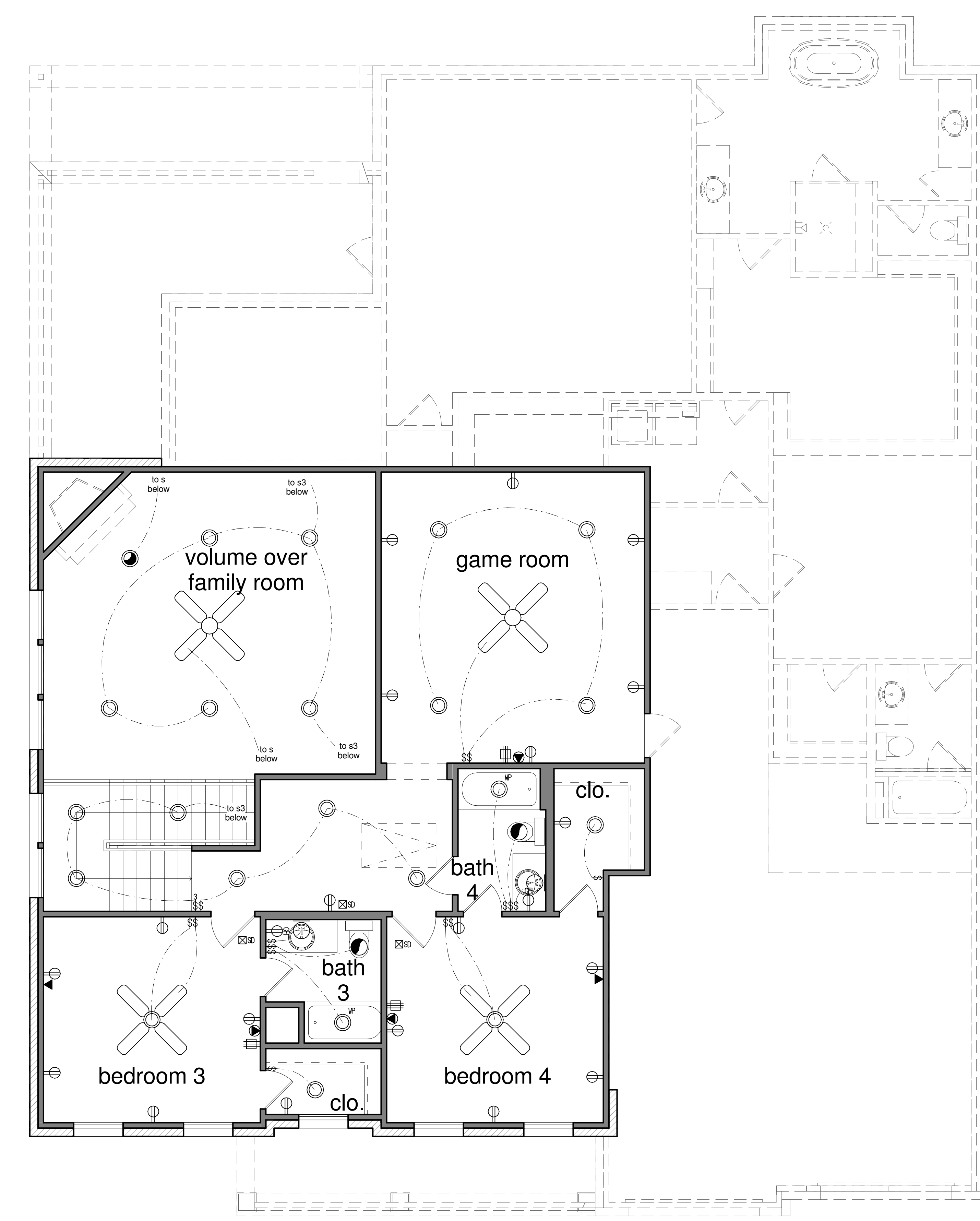
Note: DCL Custom Concepts is a professional design firm. We are not an engineering firm and are therefore not licensed or qualified to design foundations, structural framing. DCL Custom Concepts will not be held responsible for structural design in any way and/or any problems which may arise. The engineer of record, whose seal would appear on the drawings, shall bear the responsibility for the structural design.



opt. bed 5
scale: 1/4" = 1'-0"



opt. media room
scale: 1/4" = 1'-0"



2nd floor electrical plan
scale: 1/4" = 1'-0"



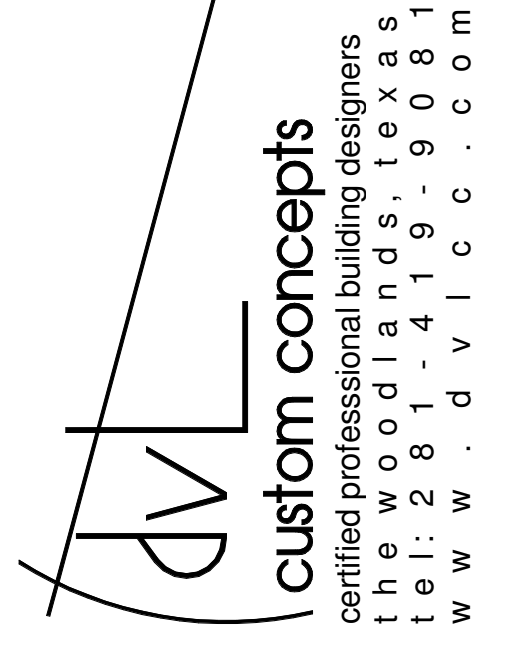
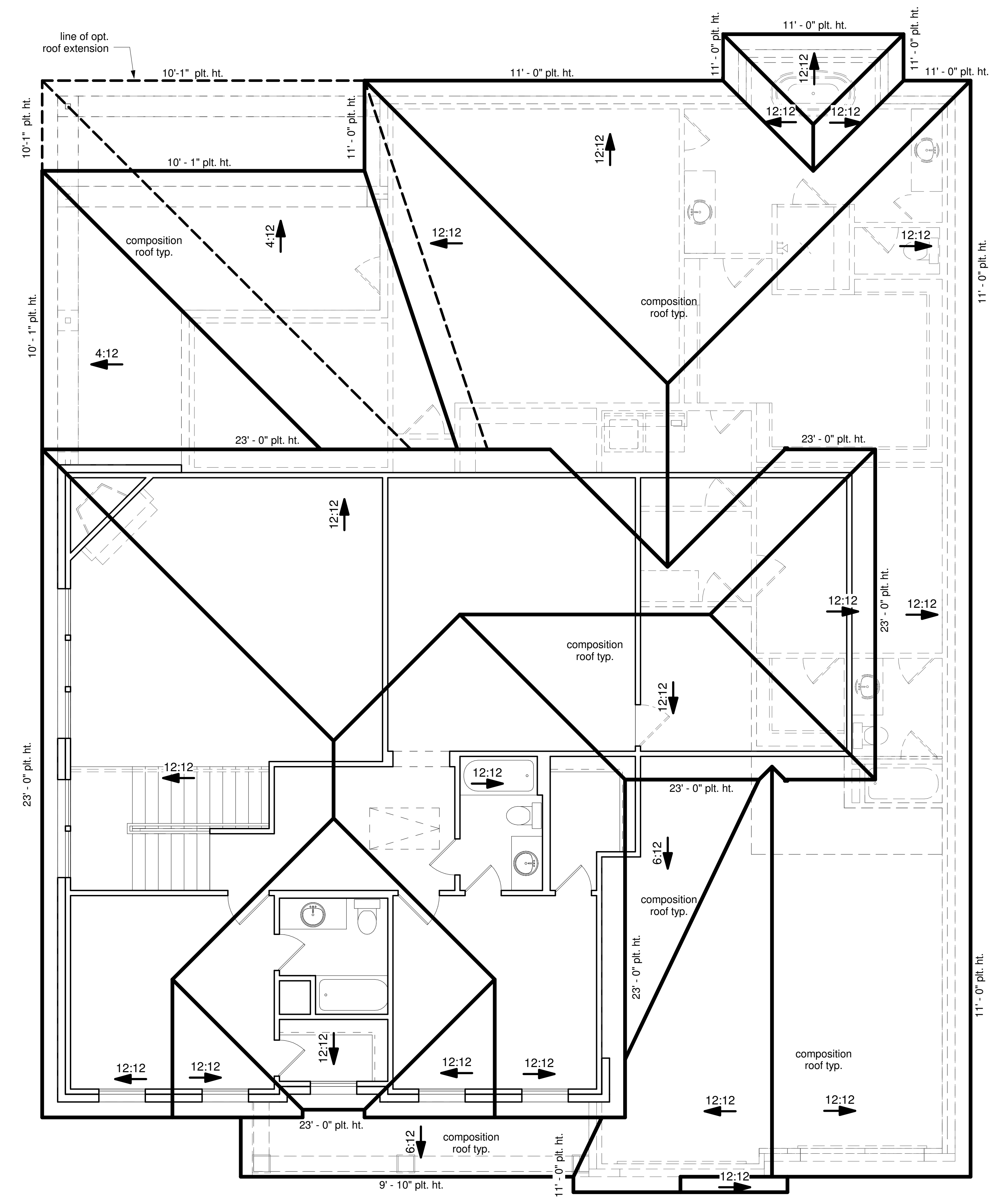
woodforest section 46
cassidy B

project no. TX657	sheet no. 6
date 04/15/16	scale 1/4" = 1'-0"

Note:
 DCL Custom Concepts is a professional design firm. We are not an engineering firm and are therefore not licensed or qualified to design foundations, structural framing, etc. Custom Concepts will not be held responsible for structural design in any way and/or any problems which may arise. The engineer of record, whose seal would appear on the drawings, shall bear the responsibility for the structural design.

unless otherwise noted

- 2009 I.R.C. shall apply.
 - amendments to IRC per City of Conroe, Chapter 14.11.2.62.
 - N.E.C. per City of Conroe, Chapter 14.111.4.14-222 shall apply



woodforest
 section 46
 cassidy B

roof plan
 scale: 1/4" = 1'-0"

project no. TX657	sheet no. 7
date 04/15/16	scale 1/4" = 1'-0"