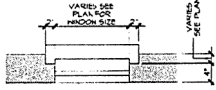


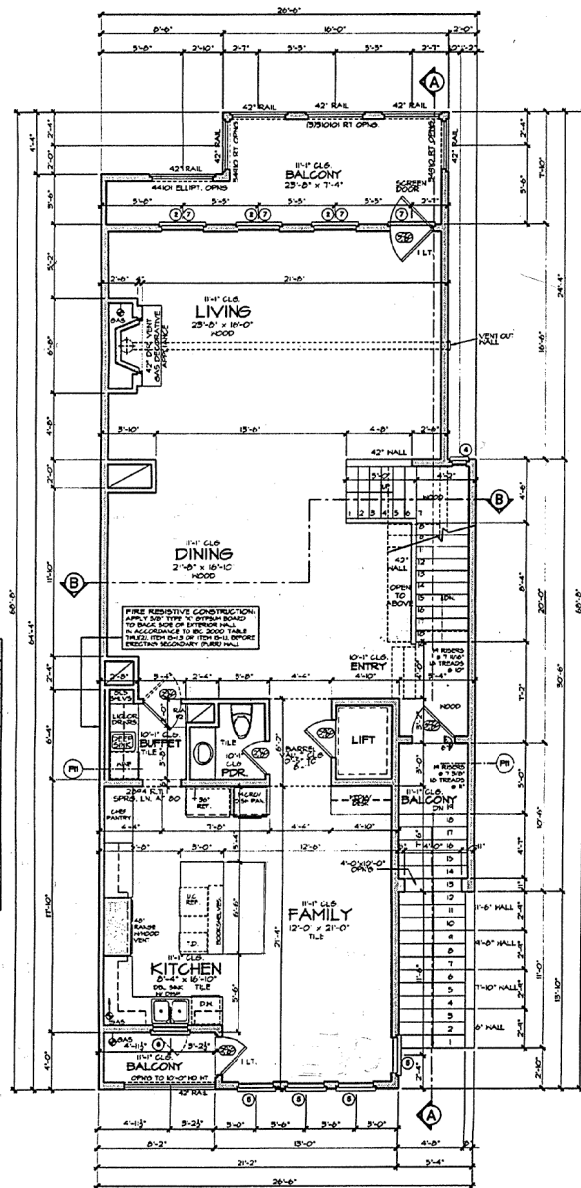
- FI DESIGN CRITERIA (ONE-HOUR FIRE-RATED WALL)**
- A) PENETRATIONS NOT ALLOWED THRU EXTERIOR SURFACE.
 - NOSE @ DD.
 - WATER LINES FROM WATER METERS.
 - NOSE @ WATER METER.
 - NOSE @ GAS METER.
 - NOSE @ ELECTRIC SERVICE.
 - NOSE @ VENT TERMINATION.
 - NOSE @ DECORATIVE APPLIANCE (RECESSED) TERMINATION.
 - ALL CONDENSER LINES.
 - ANY TYPE OF ELECTRICAL CONDUIT.
 - ANY OTHER PENETRATION EXCEPT 3/4" MIN. RATED CLASS BLOCK.
 - B) ITEMS NOT ALLOWED INSIDE THE WALL CAVITY.
 - NO LINES.
 - PVC INSULATION THE PIPES OF ANY SIZE.
 - EXPOSED VENTS.
 - C) PENETRATIONS NOT ALLOWED THRU INTERIOR SURFACE.
 - NO LINES.
 - PVC INSULATION PIPES OF ANY SIZE.
 - NOSE @ VENT TERMINATION.
 - NOSE @ DECORATIVE APPLIANCE (RECESSED) TERMINATION.
 - ANY TYPE OF ELECTRICAL CONDUIT.
 - ANY OTHER PENETRATION EXCEPT 3/4" MIN. RATED CLASS BLOCK.



WINDOW OPENING DTL. TYP.
SCALE: 1/4" = 1'-0"

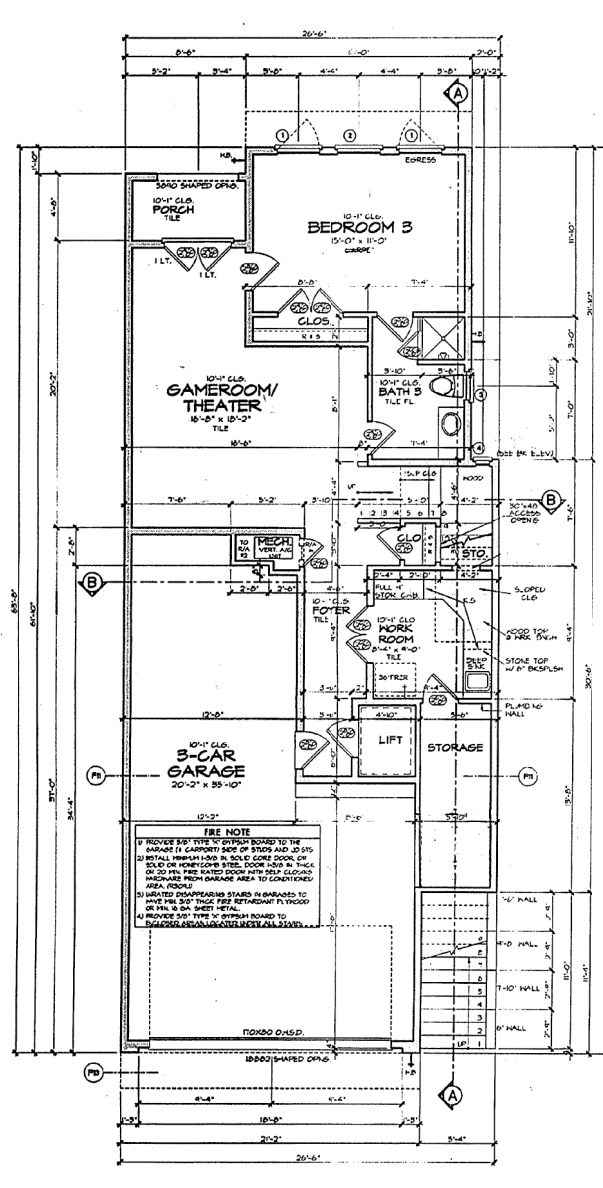
| NO. | TYPE / MARK | UNIT WIDTH | UNIT HEIGHT | R.O. WIDTH | R.O. HEIGHT | QTY |
|-----|---------------------------|------------|-------------|------------|-------------|-----|
| 1 | C-HP-3072 | 36" | 12" | 36 3/4" | 12 3/4" | 6 |
| 2 | C-HP-3072 | 36" | 12" | 36 3/4" | 12 3/4" | 7 |
| 3 | C-HP-2448 | 24" | 48" | 24 3/4" | 48 3/4" | 1 |
| 4 | CUSTOM PK #12490 | 12" | 60" | 12 3/4" | 60 3/4" | 3 |
| 5 | PK C-C-3072 | 36" | 12" | 36 3/4" | 12 3/4" | 4 |
| 6 | OM-TED-1000 | 36" | 12" | 36 3/4" | 12 3/4" | 4 |
| 7 | C-RR-36 | 36" | 116" | 36 3/4" | 116 1/2" | 4 |
| 8 | PK C-CH-3400 MINI OVERLAY | 24" | 180" | 24 3/4" | 180 3/4" | 1 |
| 9 | C-CH-3400 MINI OVERLAY | 18" | 36" | 18 3/4" | 36 3/4" | 1 |
| 10 | C-HP-2460 | 24" | 60" | 24 3/4" | 60 3/4" | 1 |
| 11 | C-HP-3060 | 36" | 60" | 36 3/4" | 60 3/4" | 5 |
| 12 | PK C-CH-101D | 18" | 110" | 18 3/4" | 110 3/4" | 5 |

NOTES:
 - JAMB NAMES ARE PER DL "BEST CLAD WINDOW".
 - ALL SINGLE UNITS UNLESS INDICATED OTHERWISE REFER TO FRAMING FOR SPECIFIC JAMB SIZES.
 - SHOW DIRECTIONS ON OPERABLE CASIMENTS ARE PER ELEVATIONS.
 - TEMPERED GLASS WHERE REQUIRED.
 - COMPRISE ALL ROUGH OPENINGS WITH MFR. CUT SHEETS.



SECOND FLOOR PLAN

SCALE: 1/4" = 1'-0" 14' CEILING UNITS.
 2x4 HALLS @ 8' O.G. UNITS.
 SUSPENDED FLOOR SYSTEM. 24" OPEN WEB TRUSSES
 PRIMARY FLOOR COVERING: HWOOD, UNO.



FIRST FLOOR PLAN

SCALE: 1/4" = 1'-0" 14' CEILING UNITS.
 2x4 HALLS @ 8' O.G. UNITS.
 PRIMARY FLOOR COVERING: STONE, UNO.

PLAN NOTES

- SEE TOP SHEET DRAWING WITH REVISIONS THAT PRECEDE THIS SHEET TO VERIFY AND BE RESPONSIBLE FOR ALL DIMENSIONS AND CONDITIONS ON THE JOB AND FOR ALL PENETRATIONS AND ASSOCIATED L.C. OF ANY VARIATION FROM THE DRAWING AND CONDITIONS FROM THE FIELD. PROVIDER SHALL VERIFY ALL PENETRATIONS AND ASSOCIATED L.C. WILL NOT BE THE RESPONSIBILITY OF THE ARCHITECT. PROVIDER SHALL VERIFY ALL PENETRATIONS AND ASSOCIATED L.C. WILL NOT BE THE RESPONSIBILITY OF THE ARCHITECT.
- ALL WRITTEN NOTES ON THESE DRAWINGS SHALL TAKE PRECEDENCE OVER ANY DIMENSIONS NOTED ON THE DRAWING OR THE FIELD. PROVIDER SHALL VERIFY ALL PENETRATIONS AND ASSOCIATED L.C. WILL NOT BE THE RESPONSIBILITY OF THE ARCHITECT.
- PROVIDE 2" MIN. THICK FLOORING OVER ALL FLOORING AND TO EXPOSED TO THE TOP OF THE FLOORING. PROVIDER SHALL VERIFY ALL PENETRATIONS AND ASSOCIATED L.C. WILL NOT BE THE RESPONSIBILITY OF THE ARCHITECT.
- PROVIDE 2" MIN. THICK FLOORING OVER ALL FLOORING AND TO EXPOSED TO THE TOP OF THE FLOORING. PROVIDER SHALL VERIFY ALL PENETRATIONS AND ASSOCIATED L.C. WILL NOT BE THE RESPONSIBILITY OF THE ARCHITECT.
- PROVIDE 2" MIN. THICK FLOORING OVER ALL FLOORING AND TO EXPOSED TO THE TOP OF THE FLOORING. PROVIDER SHALL VERIFY ALL PENETRATIONS AND ASSOCIATED L.C. WILL NOT BE THE RESPONSIBILITY OF THE ARCHITECT.
- PROVIDE 2" MIN. THICK FLOORING OVER ALL FLOORING AND TO EXPOSED TO THE TOP OF THE FLOORING. PROVIDER SHALL VERIFY ALL PENETRATIONS AND ASSOCIATED L.C. WILL NOT BE THE RESPONSIBILITY OF THE ARCHITECT.
- PROVIDE 2" MIN. THICK FLOORING OVER ALL FLOORING AND TO EXPOSED TO THE TOP OF THE FLOORING. PROVIDER SHALL VERIFY ALL PENETRATIONS AND ASSOCIATED L.C. WILL NOT BE THE RESPONSIBILITY OF THE ARCHITECT.
- PROVIDE 2" MIN. THICK FLOORING OVER ALL FLOORING AND TO EXPOSED TO THE TOP OF THE FLOORING. PROVIDER SHALL VERIFY ALL PENETRATIONS AND ASSOCIATED L.C. WILL NOT BE THE RESPONSIBILITY OF THE ARCHITECT.
- PROVIDE 2" MIN. THICK FLOORING OVER ALL FLOORING AND TO EXPOSED TO THE TOP OF THE FLOORING. PROVIDER SHALL VERIFY ALL PENETRATIONS AND ASSOCIATED L.C. WILL NOT BE THE RESPONSIBILITY OF THE ARCHITECT.
- PROVIDE 2" MIN. THICK FLOORING OVER ALL FLOORING AND TO EXPOSED TO THE TOP OF THE FLOORING. PROVIDER SHALL VERIFY ALL PENETRATIONS AND ASSOCIATED L.C. WILL NOT BE THE RESPONSIBILITY OF THE ARCHITECT.

SYMBOLS

SECTION CUTS: A, B, C, D, E, F, G, H, I, J, K, L, M, N, O, P, Q, R, S, T, U, V, W, X, Y, Z.

LINE LEGEND:

WALLS: 4" STIP HALL, 4" STIP HALL, 4" STIP HALL, 4" STIP HALL.

CEILING: 14' HALL, 14' HALL, 14' HALL, 14' HALL.

FLOORING: 14' HALL, 14' HALL, 14' HALL, 14' HALL.

ROOFING: 14' HALL, 14' HALL, 14' HALL, 14' HALL.

Röhe Wright BUILDERS

SQUARE FOOTAGES

| | |
|---------------------|---------------|
| FIRST FLOOR LIVING | 546 |
| SECOND FLOOR LIVING | 1417 |
| THIRD FLOOR LIVING | 1614 |
| STAIR TOWER PLAN | 176 |
| TOTAL LIVING | 4153 |
| GARAGE | 647 |
| PORCH | 40+44+24 |
| COVERED ROOF DECK | 219 |
| BALCONIES | 155+56+33+244 |
| OPEN ROOF DECK | 10+11+8 = 219 |
| MECHANICAL | 42 |
| OPEN MECH DECK | 81 |
| TOTAL SLAB | 1564 |
| TOTAL COVER | 5633 |