



# Messina



**ELEVATION 1**



**ELEVATION 2**



**ELEVATION 3**



**ELEVATION 4**



**ELEVATION 5**



**ELEVATION 6**

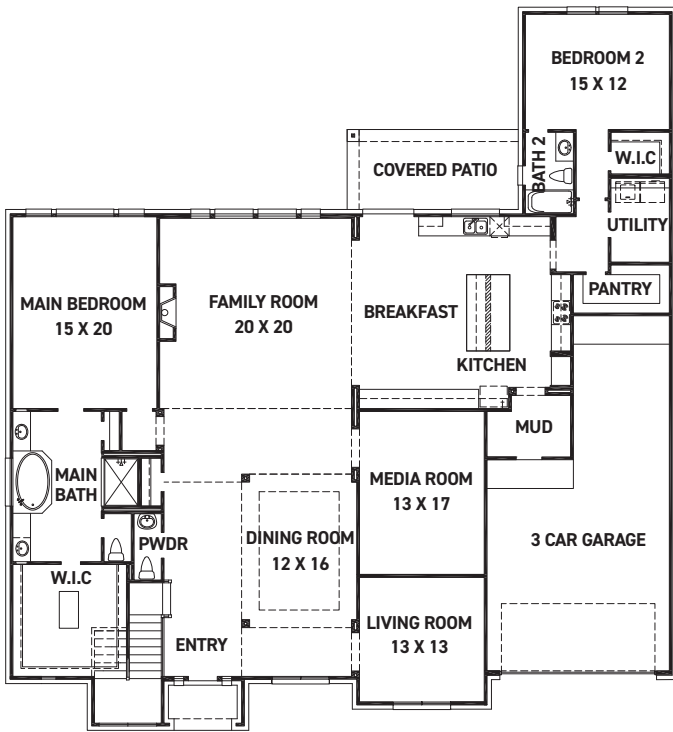
REV 4/22 (8017)



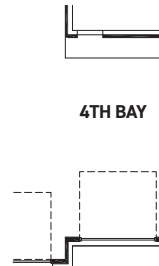
These drawings are conceptual only and are for the convenience of reference. They should not be relied upon as representations, express or implied, of the final detail of the residences. The builder expressly reserves the right to make modifications, revisions, and changes it deems desirable in its sole and absolute discretion. Dimensions and square footages are approximate and may vary with actual construction.



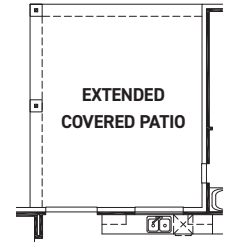
[newmarkhomes.com](http://newmarkhomes.com)



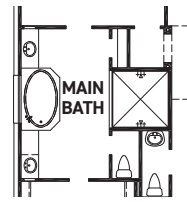
FIRST FLOOR PLAN



OPT. 4TH BAY



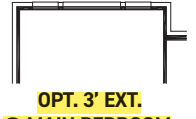
OPT. EXTENDED COVERED PATIO



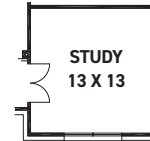
OPT. ENLARGED MAIN SHOWER



OPT. MAIN BAY



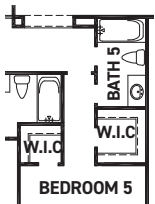
OPT. 3' EXT. @ MAIN BEDROOM



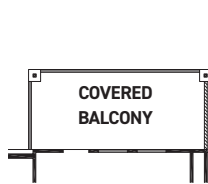
OPT. STUDY I.L.O. LIVING ROOM

FEATURES:

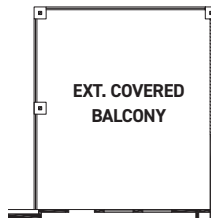
- 4,844 SQUARE FT.
- 5 BEDROOM
- 4 1/2 BATHROOM
- 3 CAR GARAGE



OPT. BATH 5



OPT. COVERED BALCONY



OPT. EXTENDED COVERED BALCONY



SECOND FLOOR PLAN

REV 4/22 (8017)



These drawings are conceptual only and are for the convenience of reference. They should not be relied upon as representations, express or implied, of the final detail of the residences. The builder expressly reserves the right to make modifications, revisions, and changes it deems desirable in its sole and absolute discretion. Dimensions and square footages are approximate and may vary with actual construction.