


FLOOR PLAN NOTES:

1. ALL STRUCTURAL ELEMENTS SUCH AS, FRAMING WALLS, BEAMS, COLUMNS, CONNECTIONS, HEADERS, JOISTS AND RAFTERS ARE DESIGNED FOR THE CONDITIONS SHOWN ON THE PLANS. SHOULD THE CONTRACTOR CHANGE OR MODIFY ANY STRUCTURAL ELEMENT OR NEED FURTHER CLARIFICATION, THE CONTRACTOR SHALL CONTACT THE ENGINEER-OF-RECORD OR HAVE A LICENSED STRUCTURAL ENGINEER REVIEW AND DESIGN THE PROPOSED CHANGE OR MODIFICATION..
2. ALL DIMENSIONS ARE FROM FACE OF STUD TO FACE OF STUDS UNLESS NOTED OTHERWISE.
3. WINDOW SIZES INDICATED ON PLANS ARE NOTED BY APPROXIMATE ROUGH OPENING SIZE, REFER TO PLANS AND EXTERIOR ELEVATIONS FOR WINDOW TYPES.
4. COORDINATE LOCATION OF UTILITY METERS WITH SITE PLAN AND LOCATE AWAY FROM PUBLIC VIEW. VISUAL IMPACT SHALL BE MINIMIZED, I.E. MOUNT AS LOW AS POSSIBLE.
5. CONTRACTOR SHALL COORDINATE ALL CLOSET SHELVING REQUIREMENTS.
6. CONTRACTOR SHALL FIELD VERIFY ALL CABINET DIMENSIONS BEFORE FABRICATION.
7. ALL GLASS LOCATED WITHIN 18" OF FLOOR, 12" OF A DOOR OR LOCATED WITHIN 60" OF FLOOR AT BATHTUBS, WHIRLPOOLS, SHOWERS, SAUNAS, STEAM ROOMS OR HOT TUBS SHALL BE TEMPERED.
8. ALL EXPOSED INSULATION SHALL HAVE A FLAME SPREAD RATING OF LESS THAN 25 AND A SMOKE DENSITY RATING OF LESS THAN 450.
9. PROVIDE COMBUSTION AIR VENTS, WITH SCREEN AND BACK DAMPER, FOR FIREPLACES, WOOD STOVES AND ANY APPLIANCE WITH AN OPEN FLAME.
10. BATHROOMS AND UTILITY ROOMS SHALL BE VENTED TO THE OUTSIDE WITH A MINIMUM OF A 90 CFM FAN. RANGE HOODS SHALL ALSO BE VENTED TO OUTSIDE.
11. ALL INTERIOR WALLS SHALL BE COVERED WITH 1/2" GYPSUM BOARD, WITH METAL CORNER REINFORCING. TAPE FLOAT AND SAND. (3 COATS) USE 5/8" GYPSUM BOARD ON CEILING WHEN SUPPORTING MEMBERS ARE 24" O.C. OR GREATER USE 1/2" GYP. BOARD ON CEILING MEMBERS LESS THAN 24" O.C.
12. ALL BATH AND TOILET AREA WALLS AND CEILINGS SHALL HAVE WATER RESISTANT GYPSUM BOARD.



DOOR SCHEDULE							
TAG	SIZE	DESCRIPTION	TYPE DOOR	N' PANEL	HEADER HEIGHT	STATUS	QTY.
D01	3'-0" X 6'-8"	SC	SWING DOOR	01	6'-8"	EXISTING	02
D02	6'-0" X 6'-0"	GL	SLIDING DOOR	02	6'-8"	NEW	02
D03	2'-8" X 6'-8"	HC	SWING DOOR	01	6'-8"	EXISTING	03
D04	2'-8" X 6'-8"	HC	SWING DOOR	01	6'-8"	NEW	03
D05	2'-6" X 6'-8"	HC	SWING DOOR	01	6'-8"	EXISTING	02
D06	2'-4" X 6'-8"	HC	SWING DOOR	01	6'-8"	EXISTING	02
D07	2'-4" X 6'-8"	HC	SWING DOOR	01	6'-8"	NEW	04
D08	2'-0" X 6'-8"	HC	SWING DOOR	01	6'-8"	NEW	02
D09	8'-0" X 6'-8"	GD	ROLLING DOOR	01	6'-8"	EXISTING	02


H.C. = HOLLOW CORE S.C. = SOLID CORE G.L. = GLASS DOOR G.D. = GARAGE DOOR

WINDOW SCHEDULE					
TAG	SIZE	HEADER HIGHT	DESCRIPTION	STATUS	QTY.
W01	3'-0" X 6'-0"	@ 6'-8" H.H.	SH	EXISTING	1
W02	3'-0" X 6'-0"	@ 6'-8" H.H.	SH	NEW	3
W03	6'-0" X 4'-0"	@ 6'-8" H.H.	HS	EXISTING	1
W04	6'-0" X 6'-0"	@ 6'-8" H.H.	FX	NEW	1
W05	3'-0" X 1'-6"	@ 6'-8" H.H.	FX/TEMP	NEW	1
W06	3'-0" X 3'-0"	@ 6'-8" H.H.	FX/TEMP	NEW	1

S.H.= SINGLE HUNG GLASS F.X.= FIXED WINDOW

ARCHITECTURAL PLAN NOTES	
TAG	DESCRIPTION
01	RANGE W/MICRO VENT COMBO ABV.
02	DBL. SINK
03	36" REFRIGERATOR
04	MICROWAVE
05	DISHWASHER
06	2X6 COUNTERTOP W/LOW WALL @36" A.F.F.
07	WATER HEATER
08	LAUNDRY TUB

SRO SCHEDULE	
TAG	SIZE
S01	4'-6" X 6'-8"
S02	5'-0" X 6'-8"



JD RIVERO
HOUSTON LLC
We enrich your life
Blueprint-Permit-Constructions

3033 CHIMNEY ROCK RD. SUITE 580-F, HOUSTON, TX 77056
TEL.+1(281) 974 1941 www.jdrivero.com

CLIENT: THE MONARCH TEAM	CLIENT ADDRESS: 4544 POST OAK PI DOCTOR HOUSTON TX 77027
-----------------------------	--

No	DATE	REVISION	APPROVED
REVISIONS			

NAME SHEET: MODIFIED FLOOR PLAN	PROJECT NUMBER:
	PERMIT:

PROPERTY ADDRESS:
5927 SANFORD RD HOUSTON TX 77096


PROJECT:
REMODEL & ADDITION

DATE:
01/13/2022

SCALE:
1/8" = 1'-0"

SHEET:
A1.03

ZALA ENGINEERING F-13759



LUIS A. DE JESUS
106624
PROFESSIONAL ENGINEER

02/25/2022

THESE PLANS ARE INTENDED TO PROVIDE BASIC CONSTRUCTION INFORMATION NECESSARY TO SUBSTANTIALLY BUILD THIS STRUCTURE. THESE PLANS MUST BE VERIFIED AND CHECKED BY THE BUILDER, HOMEOWNER, AND ALL CONTRACTORS OF THIS JOB PRIOR TO CONSTRUCTION. BUILDER SHOULD OBTAIN COMPLETE ENGINEERING SERVICES, HVAC, AND STRUCTURAL BEFORE BEGINNING CONSTRUCTION OF ANY KIND.
NOTE: ALL FEDERAL, STATE, AND LOCAL CODES AND RESTRICTIONS TAKE PRECEDENCE OVER ANY OF THESE PLANS.
GREAT CARE AND EFFORT HAVE GONE INTO THE CREATION OF THESE BLUEPRINTS, HOWEVER, BECAUSE OF THE VARIANCE IN GEOGRAPHIC LOCATIONS, JD RIVERO INC & ZALA ENGINEERING, WILL NOT ASSUME LIABILITY FOR ANY DAMAGES DUE TO ERRORS, OMISSIONS, OR DEFICIENCIES ON THESE PLANS. OWNER/BUILDER MUST COMPLY WITH LOCAL BUILDING CODES PRIOR TO COMMENCEMENT OF CONSTRUCTION.
THE PURCHASE OF THESE PLANS ENTITLES THE BUYER TO CONSTRUCT THIS BUILDING ONLY ONCE. ANY COPYING, TRACING, OR ALTERING OF THESE PLANS IS NOT PERMITTED. VIOLATORS WILL BE SUBJECT TO PROSECUTION UNDER COPYRIGHT LAWS.