



BORAL
WINDOWS
Legacy Collection



NEW CONSTRUCTION

450
SERIES

450 SERIES



FEATURES

- Full family of Single Hungs, Sliders and Picture Windows.
- Single Hung and Picture Window meet ANSI/AAMA Grade 50 Performance (see sizes).
- All welded frame and sash for superior strength and performance.
- Attractive beveled exterior face design blends with any style of architecture.
- Tilt take-out bottom sash for easy cleaning. Block and tackle balance.
- Sealed insulating glass with warm edge spacer for optimum thermal performance.
- Reinforced meeting rails with long-reach interlock for added strength and reliability.
- Flush mounted tilt-latches for added security and clean design.
- Full 1-1/2" pre-punched integral nailfin with 1" setback.
- Triple fin weatherstripping for maximum air leak protection.
- Double wall frame provides added strength and insulation.
- Continuous head and sill factory mulling standard - optional field mullion available.
- See AAMA chart for certified size limitations.
- Geometric and architectural shapes.
- 3050 Single Hung meets 5.7 Sq. Ft. emergency egress requirements.
- Callout Size = Rough Opening Size.
- Twin unit - R.O. = Single Window R.O. x 2.
- Triple unit - R.O. = Single Window R.O. x 3.
- Factory mullied units only available up to 108" total width. Wider units must be field mullied. See size certification chart.
- Equal sash windows use same size top and bottom glass.
- Equal sash 6-0 or above windows available. Must be specified on order as equal sash.
- Unit dimension is measured from frame edge to frame edge excluding the nail fin.
- Custom sizes and lite patterns available for additional charge.

OPTIONS

- LoE glass, argon gas enhanced, tinted, obscure, rain and tempered safety glass.
- Insect screen.
- 5/8" flat grids between the glass (GBG), 7/8" or 1-1/8" simulated divided lites (SDL).

CARDINAL IG 

COLOR OPTIONS




WHITE

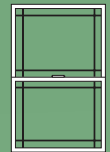
PEBBLESTONE

CLAY

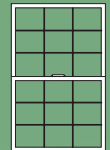
GRILLE OPTIONS



ONE LITE



5/8" PRAIRIE



5/8" COLONIAL



SIMULATED
DIVIDED LITE



GRILLE
BETWEEN GLASS

PERFORMANCE DATA

Single Hung, Picture Window, 450 Series						
Glass Dual 5/8" OA Insulated	Single Hung			Picture Window		
	U-F	SHGC	VT	U-F	SHGC	VT
Clear Air no gilleds	.48	.64	.67	.47	.67	.70
Clear Air w/grilles	.48	.57	.60	.47	.60	.62
E66 LoE Air no grilles	.33	.23	.52	.31	.24	.55
E66 LoE Air w/ grilles	.33	.21	.47	.31	.22	.49
E66 LoE Argon no grilles	.28	.22	.52	.26	.23	.55
E66 LoE Argon w/ grilles	.28	.20	.47	.26	.21	.49

Check local jurisdictions for current energy codes. AAMA Performance Data: Standard SH 3070: R-50; HS 6038: R-45; PW 6070: R-50.



For information about measuring & installing Legacy Collection windows, visit our website: www.boralwindows.com

1813 Kelly Blvd. • Carrollton, TX • PH: 972.996.5165 • FX: 972.996.5194

You may qualify for a tax credit when you replace your existing windows. For more information, go to energystar.gov

