




700 Feet



CITY OF PANORAMA VILLAGE

LEGEND

FEMA Flood Zones

-  Regulatory Floodway
-  1% Annual Chance Flood Hazard
-  0.2% Annual Chance Flood Hazard