




Amigo Energy – Electric -last 12 months attached –  
A/c has been kept at a low temp for last year while not there and to keep house cool for showing – much higher usage than normal.


Examples of pre-covid when we were in house daily: dates are dates of payment so likely from month prior:


5/20: \$142.94;  
4/20: \$109.26;  
2/20: \$20811;  
1/20: \$99.95;  
12/19: \$116.91;  
11/19 and 10/19 total: \$180.85;  
9/19:229.70;  
8/19: \$202.00;  
4/19: \$70.88


 **COVID-19**  
([Coronavirus](https://www.amigoenergy.com/lp/covid-19-coronavirus-update/)) Update  
(<https://www.amigoenergy.com/lp/covid-19-coronavirus-update/>)


 Account Overview  
(/MyAccount/AccountDetails)


 Billing & Payments >  
(/Billing/Index)


 Current Services >  
(/currentservices/Index)


 Usage History >  
(/UsageHistory/Index)

 My Profile >  
(/MyProfile/Index)

 My Offers  
(/MyOffers/Index)

 Refer A Friend  
(/ReferAFriend/Index)

 Customer Support  
(/Support/Index)

Add Nickname 

Due Date: 08/23/2023


Hello Michael  
13 West Oak Dr Houston, TX 770562117

Account Balance: **\$0.00**

Phone # (713) 385-7630

[Pay Now \(/Billing/PayBill\)](#)

Account # 2208080243

Referral Code :  
18AD5E459 

[View more account info](#)

## USAGE HISTORY



[Learn More](#)

Hourly Usage   Daily Usage   Weekly Usage   Billing Cycle   Monthly Usage

Start Month Year

End Month Year

09-2022



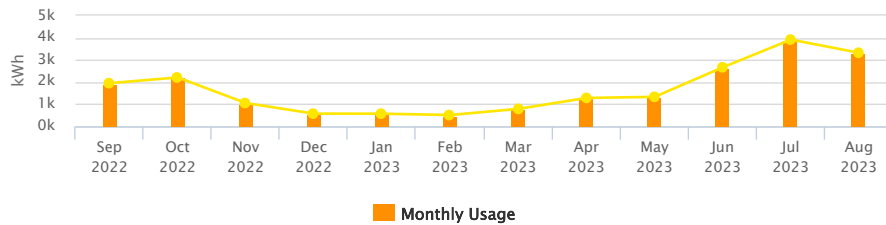
08-2023



[Apply](#)

### Monthly Usage

09-2022 to 08-2023



Monthly Usage


<http://www.amigoenergy.com/usagefaq.aspx> (<http://www.amigoenergy.com/usagefaq.aspx>)



### UNDERSTANDING YOUR AM ENERGY BILL

Confused about your want to help you und your bill, and provide helpful new ways to v manage your account

[Start here »](#)  
(<http://www.amigoenergy.com/support/understanding-n>)




### TIPS & TRICKS FOR ENERGY CONSERVATION

Check out our energy conservation measure keep your home eco-l sustainable. We've go hacks that will save y money.

[Sign up here »](#)  
(<http://www.amigoenergy.com>)

[Residential \(http://www.amigoenergy.com/residential.aspx\)](http://www.amigoenergy.com/residential.aspx) | [Business \(http://www.amigoenergy.com/business.aspx\)](http://www.amigoenergy.com/business.aspx) | [About Us \(http://www.amigoenergy.com/about-us.aspx\)](http://www.amigoenergy.com/about-us.aspx) | [Green Energy \(http://www.amigoenergy.com/wildcard\)](http://www.amigoenergy.com/wildcard)

© 2015 Amigo Energy | [Privacy Statement \(http://www.amigoenergy.com/privacy.aspx\)](http://www.amigoenergy.com/privacy.aspx) | [Terms of use \(http://www.amigoenergy.com/terms.aspx\)](http://www.amigoenergy.com/terms.aspx) | PUCTR #10081

 [Chat with an Expert](#)

Examples of pre-covid when we were in house daily: dates are dates of payment so likely from month prior:

5/20:\$25.31;

4/20: \$34.15;

3/20: \$77.02;

2/20: \$76.45;

1/20: \$72.32;

12/19:\$63.28;

11/19: \$29.28;

10/19: \$22.97;

9/19: \$22.33;

8/19: 22.33;

7/19 \$22.18;

6/19: \$22.287;

5/19: \$25.65



# Your Gas Usage History

13 W OAK DR

**Account Number**

000004027781 -  
6

**Service Address**

13 W OAK DR  
HOUSTON TX 77056-2117

View up to 24 months of natural gas usage and charges history below.

The table below shows up to 24 months of natural gas use for your address. Create a custom profile with [My Energy Analyzer](#) and compare your natural gas use over several months so you can better understand how seasonal changes, energy efficient appliances, and home weatherization improvements can impact energy use in your home and help save money .

**My Energy Analyzer** Explore your home's energy use  **Start**

Reading Date	Meter Reading	CCF	Gas Charges	Basic Charges
Aug 02,2023	7345.0	6.0	\$28.52	\$15.25
Jul 03,2023	7339.0	5.0	\$28.28	\$15.25
Jun 05,2023	7334.0	8.0	\$28.10	\$15.25
May 04,2023	7326.0	14.0	\$33.07	\$15.25
Apr 04,2023	7312.0	39.0	\$54.85	\$15.25
Mar 06,2023	7273.0	77.0	\$85.37	\$15.25
Feb 03,2023	7196.0	110.0	\$112.72	\$15.25
Jan 05,2023	7086.0	108.0	\$163.40	\$15.25
Dec 02,2022	6978.0	12.0	\$36.96	\$15.25
Oct 31,2022	6966.0	9.0	\$33.01	\$15.25
Sep 30,2022	6957.0	6.0	\$29.07	\$15.25
Sep 01,2022	6951.0	6.0	\$29.07	\$15.25

<b>Reading Date</b>	<b>Meter Reading</b>	<b>CCF</b>	<b>Gas Charges</b>	<b>Basic Charges</b>
Aug 02,2022	6945.0	5.0	\$28.80	\$15.25
Jul 01,2022	6940.0	1.0	\$22.08	\$15.25
Jun 02,2022	6939.0	0.0	\$19.73	\$15.25
May 03,2022	6939.0	1.0	\$20.60	\$15.25
Apr 04,2022	6938.0	26.0	\$43.89	\$15.25
Mar 04,2022	6912.0	113.0	\$120.16	\$15.25
Feb 03,2022	6799.0	118.0	\$124.59	\$15.25
Jan 05,2022	6681.0	22.0	\$36.15	\$15.25
Dec 01,2021	6659.0	10.0	\$27.05	\$15.25
Nov 01,2021	6649.0	8.0	\$25.57	\$15.25
Oct 01,2021	6641.0	7.0	\$24.81	\$15.25
Sep 01,2021	6634.0	6.0	\$24.06	\$15.25

[Go Back to My Account](#)

---

Questions or Comments? [Email us](#)

Water summaries attached

We have watered more this last couple of summers since we are not there most of time, and because of heat....also had a leak at meter earlier in year which was fixed

# Account Usage

**ADDRESS: 13 S WEST OAK DR HOUSTON TX  
77056-2121**

**ACCT:** 43270932803

## SHOW GRAPH FOR

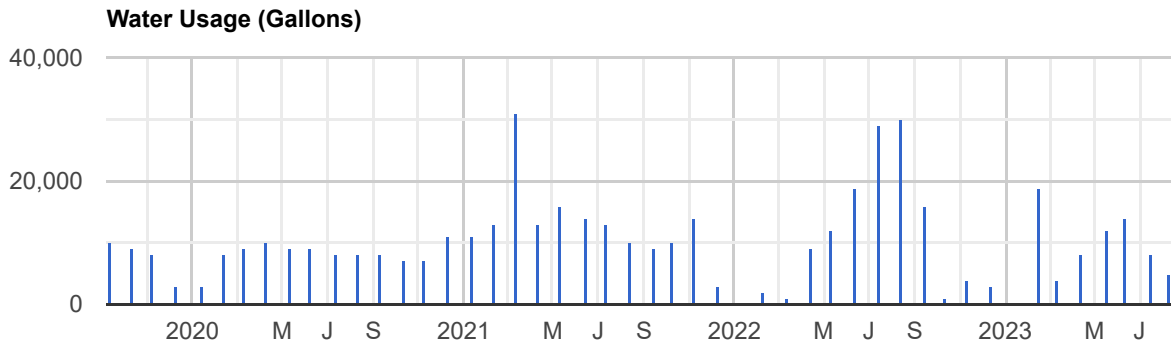
Meter 02095599-BA-1.000(WATER) from: 8/21/2019

Period Monthly to: 8/24/2023

### RECENT LEAK ALERTS

There are no leak alerts or notifications being reported last 30 days.

[Click Here to see all the Alerts..](#)  
[\(/ProdDP/UBPlugin/NotificationAlert/ViewNotific](#)



## USAGE DATA

Note that the meter readings are updated every two hours. The read date represents the date and time of the actual meter reading.

READ DATE	READING	USAGE (IN GALLONS)	INTERV (DAYS)
<a href="#">1/9/2023 1:00:00 PM</a> (/ProdDP/UBPlugin/UsageDashBoard/UsageDashBoardNewLink/20230101?activity=Monthly).	2822	0	28
<a href="#">2/13/2023 1:00:00 PM</a> (/ProdDP/UBPlugin/UsageDashBoard/UsageDashBoardNewLink/20230201?activity=Monthly).	2841	19000	35
<a href="#">3/10/2023 3:00:00 AM</a> (/ProdDP/UBPlugin/UsageDashBoard/UsageDashBoardNewLink/20230301?activity=Monthly).	2845	4000	25
<a href="#">4/13/2023 12:00:00 AM</a> (/ProdDP/UBPlugin/UsageDashBoard/UsageDashBoardNewLink/20230401?activity=Monthly).	2853	8000	34
<a href="#">5/11/2023 12:00:00 AM</a> (/ProdDP/UBPlugin/UsageDashBoard/UsageDashBoardNewLink/20230501?activity=Monthly).	0	0	28
<a href="#">5/17/2023 9:00:00 AM</a> (/ProdDP/UBPlugin/UsageDashBoard/UsageDashBoardNewLink/20230501?activity=Monthly).	2865	12000	34
<a href="#">6/12/2023 12:00:00 AM</a> (/ProdDP/UBPlugin/UsageDashBoard/UsageDashBoardNewLink/20230601?activity=Monthly).	2879	14000	26



41 to 49 of 49 rows



Items per page: 10

Go to page:

5



READ DATE	READING	USAGE (IN GALLONS)	INTERV (DAYS)
<a href="#">7/15/2023 12:00:00 AM</a> <a href="#">(/ProdDP/UBPlugin/UsageDashBoard/UsageDashBoardNewLink/20230701?activity=Monthly).</a>	2887	8000	33
<a href="#">8/8/2023 12:00:00 AM</a> <a href="#">(/ProdDP/UBPlugin/UsageDashBoard/UsageDashBoardNewLink/20230801?activity=Monthly).</a>	2892	5000	24



41 to 49 of 49 rows



Items per page: 10

Go to page:

# Account Usage

**ADDRESS: 13 S WEST OAK DR HOUSTON TX  
77056-2121**

**ACCT: 43270932803**

## SHOW GRAPH FOR

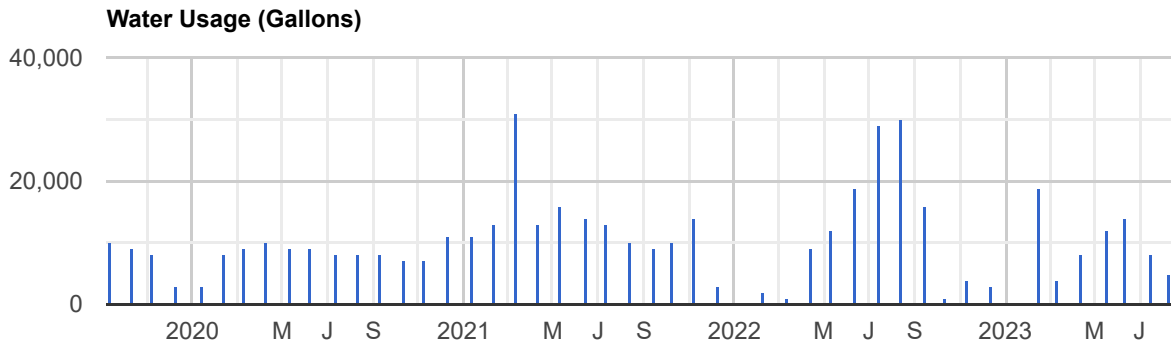
Meter 02095599-BA-1.000(WATER) from: 8/21/2019

Period Monthly to: 8/24/2023

### RECENT LEAK ALERTS

There are no leak alerts or notifications being reported last 30 days.

[Click Here to see all the Alerts..](#)  
[\(/ProdDP/UBPlugin/NotificationAlert/ViewNotific](#)



## USAGE DATA

Note that the meter readings are updated every two hours. The read date represents the date and time of the actual meter reading.

READ DATE	READING	USAGE (IN GALLONS)	INTERV (DAYS)
<a href="#">3/10/2022 5:00:00 PM</a> (/ProdDP/UBPlugin/UsageDashBoard/UsageDashBoardNewLink/20220301?activity=Monthly).	2699	1000	30
<a href="#">4/12/2022 1:00:00 AM</a> (/ProdDP/UBPlugin/UsageDashBoard/UsageDashBoardNewLink/20220401?activity=Monthly).	2708	9000	33
<a href="#">5/11/2022 12:00:00 PM</a> (/ProdDP/UBPlugin/UsageDashBoard/UsageDashBoardNewLink/20220501?activity=Monthly).	2720	12000	29
<a href="#">6/12/2022 4:00:00 PM</a> (/ProdDP/UBPlugin/UsageDashBoard/UsageDashBoardNewLink/20220601?activity=Monthly).	2739	19000	32
<a href="#">7/14/2022 11:00:00 AM</a> (/ProdDP/UBPlugin/UsageDashBoard/UsageDashBoardNewLink/20220701?activity=Monthly).	2768	29000	32
<a href="#">8/12/2022 12:00:00 PM</a> (/ProdDP/UBPlugin/UsageDashBoard/UsageDashBoardNewLink/20220801?activity=Monthly).	2798	30000	29
<a href="#">9/13/2022 12:00:00 PM</a> (/ProdDP/UBPlugin/UsageDashBoard/UsageDashBoardNewLink/20220901?activity=Monthly).	2814	16000	32



31 to 40 of 49 rows



Items per page: 10

Go to page: 4

READ DATE	READING	USAGE (IN GALLONS)	INTERV (DAYS)
<a href="#">10/12/2022 1:00:00 AM</a> (/ProdDP/UBPlugin/UsageDashBoard/UsageDashBoardNewLink/20221001?activity=Monthly).	2815	1000	29
<a href="#">11/8/2022 1:00:00 PM</a> (/ProdDP/UBPlugin/UsageDashBoard/UsageDashBoardNewLink/20221101?activity=Monthly).	2819	4000	27
<a href="#">12/12/2022 3:00:00 AM</a> (/ProdDP/UBPlugin/UsageDashBoard/UsageDashBoardNewLink/20221201?activity=Monthly).	2822	3000	34



31 to 40 of 49 rows



Items per page: 10

Go to page:

4

# Account Usage

**ADDRESS: 13 S WEST OAK DR HOUSTON TX  
77056-2121**

**ACCT: 43270932803**

## SHOW GRAPH FOR

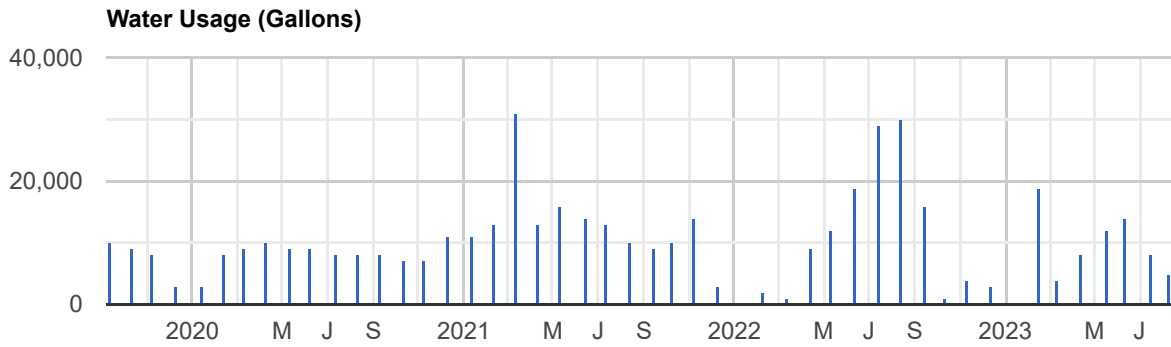
Meter 02095599-BA-1.000(WATER) from: 8/21/2019

Period Monthly to: 8/24/2023

### RECENT LEAK ALERTS

There are no leak alerts or notifications being reported last 30 days.

[Click Here to see all the Alerts..](#)  
[\(/ProdDP/UBPlugin/NotificationAlert/ViewNotific]((/ProdDP/UBPlugin/NotificationAlert/ViewNotific)



## USAGE DATA

Note that the meter readings are updated every two hours. The read date represents the date and time of the actual meter reading.

READ DATE	READING	USAGE (IN GALLONS)	INTERV (DAYS)
<a href="#">7/12/2020 9:00:00 PM</a> (/ProdDP/UBPlugin/UsageDashBoard/UsageDashBoardNewLink/20200701?activity=Monthly).	2498	8000	34
<a href="#">8/11/2020 8:00:00 PM</a> (/ProdDP/UBPlugin/UsageDashBoard/UsageDashBoardNewLink/20200801?activity=Monthly).	2506	8000	30
<a href="#">9/11/2020 12:00:00 PM</a> (/ProdDP/UBPlugin/UsageDashBoard/UsageDashBoardNewLink/20200901?activity=Monthly).	2514	8000	31
<a href="#">10/13/2020 12:00:00 PM</a> (/ProdDP/UBPlugin/UsageDashBoard/UsageDashBoardNewLink/20201001?activity=Monthly).	2521	7000	32
<a href="#">11/9/2020 12:00:00 PM</a> (/ProdDP/UBPlugin/UsageDashBoard/UsageDashBoardNewLink/20201101?activity=Monthly).	2528	7000	27
<a href="#">12/11/2020 1:00:00 AM</a> (/ProdDP/UBPlugin/UsageDashBoard/UsageDashBoardNewLink/20201201?activity=Monthly).	2539	11000	32
<a href="#">1/13/2021 12:00:00 PM</a> (/ProdDP/UBPlugin/UsageDashBoard/UsageDashBoardNewLink/20210101?activity=Monthly).	2550	11000	33



11 to 20 of 49 rows



Items per page: 10

Go to page:

2

READ DATE	READING	USAGE (IN GALLONS)	INTERV (DAYS)
<u>2/10/2021 12:00:00 PM</u> (/ProdDP/UBPlugin/UsageDashBoard/UsageDashBoardNewLink/20210201?activity=Monthly).	2563	13000	28
<u>3/12/2021 10:00:00 AM</u> (/ProdDP/UBPlugin/UsageDashBoard/UsageDashBoardNewLink/20210301?activity=Monthly).	2594	31000	30
<u>4/10/2021 7:00:00 PM</u> (/ProdDP/UBPlugin/UsageDashBoard/UsageDashBoardNewLink/20210401?activity=Monthly).	2607	13000	29



11 to 20 of 49 rows



Items per page: 10

Go to page:

# Account Usage

**ADDRESS: 13 S WEST OAK DR HOUSTON TX  
77056-2121**

**ACCT: 43270932803**

## SHOW GRAPH FOR

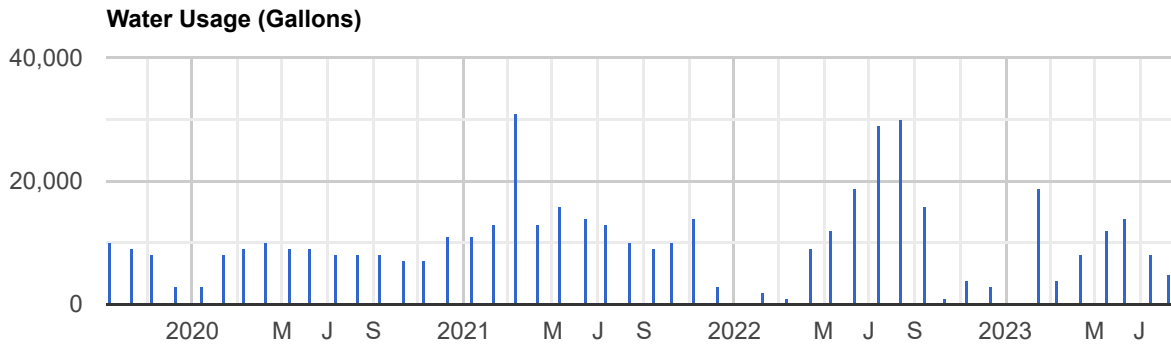
Meter 02095599-BA-1.000(WATER) from: 8/21/2019

Period Monthly to: 8/24/2023

### RECENT LEAK ALERTS

There are no leak alerts or notifications being reported last 30 days.

[Click Here to see all the Alerts..](#)  
[\(/ProdDP/UBPlugin/NotificationAlert/ViewNotific](#)





## USAGE DATA

Note that the meter readings are updated every two hours. The read date represents the date and time of the actual meter reading.

READ DATE	READING	USAGE (IN GALLONS)	INTERV (DAYS)
<a href="#">5/12/2021 11:00:00 AM</a> (/ProdDP/UBPlugin/UsageDashBoard/UsageDashBoardNewLink/20210501?activity=Monthly).	2623	16000	32
<a href="#">6/14/2021 12:00:00 PM</a> (/ProdDP/UBPlugin/UsageDashBoard/UsageDashBoardNewLink/20210601?activity=Monthly).	2637	14000	33
<a href="#">7/13/2021 12:00:00 PM</a> (/ProdDP/UBPlugin/UsageDashBoard/UsageDashBoardNewLink/20210701?activity=Monthly).	2650	13000	29
<a href="#">8/12/2021 12:00:00 PM</a> (/ProdDP/UBPlugin/UsageDashBoard/UsageDashBoardNewLink/20210801?activity=Monthly).	2660	10000	30
<a href="#">9/13/2021 2:00:00 PM</a> (/ProdDP/UBPlugin/UsageDashBoard/UsageDashBoardNewLink/20210901?activity=Monthly).	2669	9000	32
<a href="#">10/10/2021 4:00:00 AM</a> (/ProdDP/UBPlugin/UsageDashBoard/UsageDashBoardNewLink/20211001?activity=Monthly).	2679	10000	27
<a href="#">11/8/2021 12:00:00 AM</a> (/ProdDP/UBPlugin/UsageDashBoard/UsageDashBoardNewLink/20211101?activity=Monthly).	2693	14000	29



21 to 30 of 49 rows



Items per page: 10

Go to page: 3

READ DATE	READING	USAGE (IN GALLONS)	INTERV (DAYS)
<u>12/10/2021 3:00:00 AM</u> (/ProdDP/UBPlugin/UsageDashBoard/UsageDashBoardNewLink/20211201? activity=Monthly).	2696	3000	32
<u>1/13/2022 12:00:00 PM</u> (/ProdDP/UBPlugin/UsageDashBoard/UsageDashBoardNewLink/20220101? activity=Monthly).	2696	0	34
<u>2/8/2022 6:00:00 PM</u> (/ProdDP/UBPlugin/UsageDashBoard/UsageDashBoardNewLink/20220201? activity=Monthly).	2698	2000	26



21 to 30 of 49 rows



Items per page: 10

Go to page:

# Account Usage

**ADDRESS: 13 S WEST OAK DR HOUSTON TX  
77056-2121**

**ACCT: 43270932803**

## SHOW GRAPH FOR

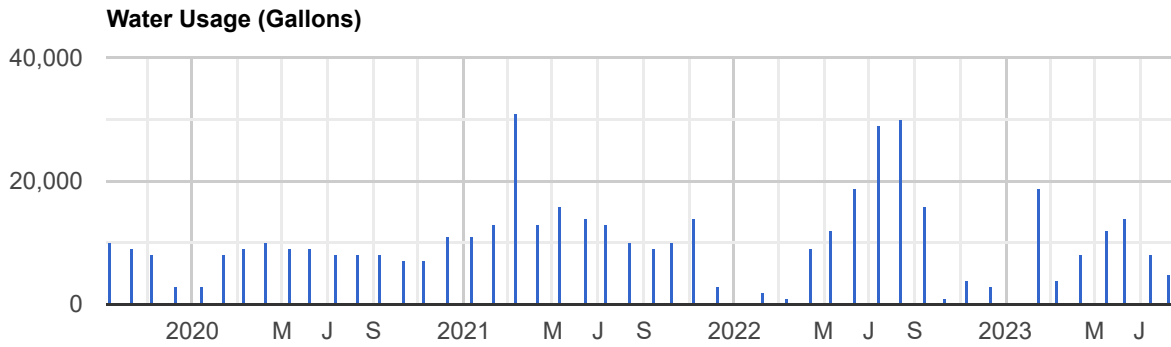
Meter 02095599-BA-1.000(WATER) from: 8/21/2019

Period Monthly to: 8/24/2023

### RECENT LEAK ALERTS

There are no leak alerts or notifications being reported last 30 days.

[Click Here to see all the Alerts..](#)  
[\(/ProdDP/UBPlugin/NotificationAlert/ViewNotific](#)



## USAGE DATA

Note that the meter readings are updated every two hours. The read date represents the date and time of the actual meter reading.

READ DATE	READING	USAGE (IN GALLONS)	INTERV (DAYS)
<a href="#">9/12/2019 3:00:00 AM</a> (/ProdDP/UBPlugin/UsageDashBoard/UsageDashBoardNewLink/20190901?activity=Monthly).	2422	10000	30
<a href="#">10/11/2019 3:00:00 AM</a> (/ProdDP/UBPlugin/UsageDashBoard/UsageDashBoardNewLink/20191001?activity=Monthly).	2431	9000	29
<a href="#">11/9/2019 2:00:00 AM</a> (/ProdDP/UBPlugin/UsageDashBoard/UsageDashBoardNewLink/20191101?activity=Monthly).	2439	8000	29
<a href="#">12/11/2019 3:00:00 AM</a> (/ProdDP/UBPlugin/UsageDashBoard/UsageDashBoardNewLink/20191201?activity=Monthly).	2442	3000	32
<a href="#">1/13/2020 3:00:00 AM</a> (/ProdDP/UBPlugin/UsageDashBoard/UsageDashBoardNewLink/20200101?activity=Monthly).	2445	3000	33
<a href="#">2/12/2020 3:00:00 AM</a> (/ProdDP/UBPlugin/UsageDashBoard/UsageDashBoardNewLink/20200201?activity=Monthly).	2453	8000	30
<a href="#">3/11/2020 3:00:00 AM</a> (/ProdDP/UBPlugin/UsageDashBoard/UsageDashBoardNewLink/20200301?activity=Monthly).	2462	9000	28

READ DATE	READING	USAGE (IN GALLONS)	INTERV (DAYS)
<u>4/10/2020 3:00:00 AM</u> (/ProdDP/UBPlugin/UsageDashBoard/UsageDashBoardNewLink/20200401? activity=Monthly).	2472	10000	30
<u>5/12/2020 3:00:00 AM</u> (/ProdDP/UBPlugin/UsageDashBoard/UsageDashBoardNewLink/20200501? activity=Monthly).	2481	9000	32
<u>6/8/2020 9:00:00 AM</u> (/ProdDP/UBPlugin/UsageDashBoard/UsageDashBoardNewLink/20200601? activity=Monthly).	2490	9000	27

  1 to 10 of 49 rows   Items per page: 10    Go to page: 1