





Wunderlich Way Specs

Important:



No guarantee is made that the features, amenities, layouts, views, materials and facilities depicted by photos, renderings and/or sketches or otherwise described herein will be provided, or, if provided, will be of the same type, size or nature as depicted or described, and you shall not rely on the information contained herein. Renderings, photos and sketches may be inaccurate. The Developer may make modifications and changes to the project and information provided herein without notice.

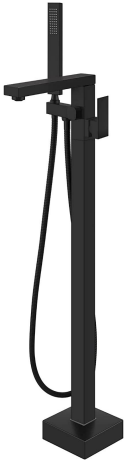

BASE APPLIANCES		
DESCRIPTION	LOCATION	IMAGE
GE 30" Gas Range	Kitchen	

<p>GE Over-the-Range Microwave</p>	<p>Kitchen</p>	
<p>GE Top Control with Plastic Interior Dishwasher</p>	<p>Kitchen</p>	
<p>CABINETS</p>		
<p>DESCRIPTION</p>	<p>LOCATION</p>	<p>IMAGE</p>



<p>Cabinets; Shaker Style, Color White</p>	<p>Kitchen (Per Plan)</p>	
<p>Cabinets; Shaker Style, Color Gray</p>	<p>Kitchen (Per Plan)</p>	
<p>PLUMBING FIXTURES</p>		
<p>DESCRIPTION</p>	<p>LOCATION</p>	<p>IMAGE</p>

<p>OWOFAN Black Single handle Swivel Dual Function Spout</p>	<p>Kitchen</p>	 A black kitchen faucet with a high-arch, flexible, coiled spout. It features a single-lever handle on the right side and a pull-down spray wand on the left side of the spout.
<p>KES Matte Black- Single Handle Bathroom Faucet</p>	<p>All Baths</p>	 A modern, minimalist black bathroom faucet with a single-lever handle. The handle is a flat, rectangular plate that slides up and down to operate the faucet. The faucet body is a simple, rectangular column.

<p>MOEN Matte Black Shower with hand wand</p>	<p>Shower Master Bath (Per Plan)</p>	 <p>The image shows two components of a shower set: a large, round, rain-style showerhead with a curved neck, and a square shower control panel with a vertical handle. Both are finished in a matte black color.</p>
<p>MOEN Matte Black Shower/tub set</p>	<p>Secondary bath</p>	 <p>The image shows three components of a shower/tub set: a large, round, rain-style showerhead with a curved neck, a square shower control panel with a vertical handle, and a tub faucet with a curved spout. All components are finished in a matte black color.</p>

<p>Gotonovo Matte Blac Free standing Tub Filler with Hand Shower and Swivel Spout</p>	<p>Master Tub Faucet (Per Plan)</p>	
<p>HARDWARE ??</p>		
<p>DESCRIPTION</p>	<p>LOCATION</p>	<p>IMAGE</p>
<p>Towel Bar 11 Inch: Matte Black</p>	<p>All Baths</p>	



<p>Towel Bar 16 Inch: Matte Black</p>	<p>All Baths</p>	
<p>Towel Hook: Matte Black</p>	<p>All Baths</p>	

<p>Toilet Paper Holder</p>	<p>All Baths</p>	
<p>Privacy Bed/Bath Door Handle with Lock: Matte Black</p>	<p>Entire House (Per plan)</p>	

<p>Single Cylinder Low Profile Door Handleset: Matte Black</p>	<p>Front Door</p>	
<p>Cabinet Pull 5 Inch: Matte Black</p>	<p>All cabinet/Drawer Pull</p>	
<p>TUBS, SINKS AND TOILETS</p>		
<p>DESCRIPTION</p>	<p>LOCATION</p>	<p>IMAGE</p>

<p>Undermount Rectangle Bowl in White</p>	<p>Master, Secondary Bath</p>	
<p>Stainless Undermount Apron Sink</p>	<p>Kitchen</p>	

<p>Freestanding Tub in White</p>	<p>Master Bath (Per Plan)</p>	
<p>Dual Flush Elongate Toilet in White</p>	<p>All Baths (Per Plan)</p>	

<p>TUB</p>	<p>Secondary bath (Per Plan)</p>	
<p>LIGHTING FIXTURES</p>		
<p>DESCRIPTION</p>	<p>LOCATION</p>	<p>IMAGE</p>
<p>Light Black Outdoor Wall Light: Matte Black</p>	<p>Garage (per plan)</p>	

COTULIN Black Metal Wire Cage
Hanging Pendant Light



Kitchen Island (per plan)



3-Light Bathroom Sconce

Powder/ Secondary



<p>4-Light Bathroom Sconce</p>	<p>Master Bathroom</p>	
<p>White LED 5/5" Disk Lights</p>	<p>Entire House (per plan)</p>	
<p>MIRRORS?</p>		
<p>DESCRIPTION</p>	<p>LOCATION</p>	<p>IMAGE</p>

*

Framed Mirror

Master and 1/2 Bathroom

*

Framed Mirror

Secondary Bathroom

COUNTERTOPS

DESCRIPTION

LOCATION



IMAGE



Quartz: Calacatta Classique White



Kitchen, Kitchen Island



TILE


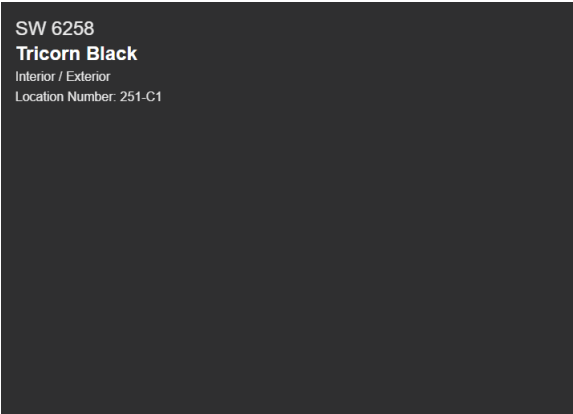
DESCRIPTION	LOCATION	IMAGE
<p data-bbox="354 435 737 496">Ceramica Gray 12-in x 12-in Glossy Glass Brick Backsplash</p>	<p data-bbox="940 451 1136 477">Kitchen Backsplash</p>	
<p data-bbox="417 979 680 1005">Panaro Bianco Tile 13x23</p>	<p data-bbox="806 946 1268 1040">Master Tub surround, Master Shower Walls, Utility Room Floor, Secondary Bath Floor, Secondary Shower Wall</p>	


<p>Matte Black Porcelain Penny Mosaic</p>	<p>Master Shower Floor & Secondary Shower Wall Deco</p>	
<p>FLOORING</p>		
<p>DESCRIPTION</p>	<p>LOCATION</p>	<p>IMAGE</p>
<p>SPC Wood Floor 7x48</p>	<p>Foyer, Kitchen, Powder, Living, Dining (Per Plan)</p>	

<p>SPC Wood Aspen White Floor 7x48</p>	<p>Foyer, Kitchen,Powder,Livinf,Dining (Per Plan)</p>	
<p>SPC Wood French Oak Floor 7x48</p>	<p>Foyer, Kitchen,Powder,Livinf,Dining (Per Plan)</p>	
<p>INTERIOR / EXTERIOR PAINT</p>		
<p>DESCRIPTION</p>	<p>LOCATION</p>	<p>IMAGE</p>

<p>EXTRA WHITE SW 7006</p>	<p>Ceilings</p>	<p>SW 7006 Extra White Interior / Exterior Location Number: 257-C1</p> 
<p>AGREEABLE GRAY SW 7029</p>	<p>All Interior walls (Per Plan)</p>	<p>SW 7029 Agreeable Gray Interior / Exterior Location Number: 243-C1</p> 


<p>PASSIVE SW 7064</p>	<p>All Interior walls (Per Plan)</p>	<p>SW 7064 Passive Interior / Exterior Location Number: 236-C1</p> 
<p>GRAY SCREEN SW 7071</p>	<p>All Interior walls (Per Plan)</p>	<p>SW 7071 Gray Screen Interior / Exterior Location Number: 235-C1</p> 


<p>EXTRA WHITE SW 7006</p>	<p>Inerior doors and tim.</p>	<p>SW 7006 Extra White Interior / Exterior Location Number: 257-C1</p> 
<p>TRICORN BLACK SW 6258</p>	<p>Front Door and Garage door</p>	<p>SW 6258 Tricorn Black Interior / Exterior Location Number: 251-C1</p> 



<p>ELLIE GRAY SW 7550</p>	<p>Siding</p>	<p>SW 7650 Ellie Gray Interior / Exterior Location Number: 239-C6</p> 
<p>Millwork and Closets</p>		
<p>DESCRIPTION</p>	<p>LOCATION</p>	<p>IMAGE</p>
<p>Interior trim</p>	<p>All rooms</p>	



*


*



Interior Trim Shelf and Rod Ebony Wood Rods	Closets	
Ebony Wood Rods	Shelf and Rod	
DOORS		
DESCRIPTION	LOCATION	IMAGE

<p>Double Fiber Glass Door 72x80</p>	<p>Back Door (Per Plan)</p>	
<p>Craftsman Door 36x80</p>	<p>Front Door (Per Plan)</p>	

<p>5 Panel Interior doors</p>	<p>Per Plan</p>	
<p>GLASS SHOWER DOOR</p>		
<p>DESCRIPTION</p>	<p>LOCATION</p>	<p>IMAGE</p>
<p>Semi'frameless Shower, Clear Temperd glass</p>	<p>Master Bath</p>	
<p>STAIRS</p>		
<p>DESCRIPTION</p>	<p>LOCATION</p>	<p>IMAGE</p>

<p>SPC Wood Threads 7x48 with SPC Nosing</p>	<p>Stairs</p>	
<p>Pony Wall with Wood Cap</p>	<p>Stairs (Per plan)</p>	
<p>EXTERIOR</p>		
<p>DESCRIPTION</p>	<p>LOCATION</p>	<p>IMAGE</p>

<p>Vinyl Windows - White</p>	<p>Exterior</p>	
<p>Roof Shingles 25 yrs</p>	<p>Exterior</p>	
<p>Garage Door Steel Panel with Wood Grain</p>	<p>Garage</p>	

<p>Water Heater</p>	<p>Attic or Garage (Per Plan)</p>	
<p>ELECTRONICS</p>		
<p>DESCRIPTION</p>	<p>LOCATION</p>	<p>IMAGE</p>
<p>Honeywell Programmable Thermostat Heat/cool</p>	<p>1st And 2nd Floor</p>	
<p>INCENTIVE APPLIANCES ??</p>		

DESCRIPTION	LOCATION	IMAGE
FAN?	?	

*