

PROPERTY INSPECTION REPORT

“AROUND THE HOUSE” HOME INSPECTIONS



Cell (832) 758-4480

Email: HomeInspectorStiles@gmail.com

Prepared For: Bobby Wooley

Concerning: 914 Vidalia Onion Dr, Richmond, TX 77406

By: Randy Stiles Inspector Lic. #21519

1/16/2021

This property inspection report may include an inspection agreement (contract), addenda, and other information related to property conditions. If any item or comment is unclear, you should ask the inspector to clarify the findings. It is important that you carefully read ALL of this information.

This inspection is subject to the rules (“Rules”) of the Texas Real Estate Commission (“TREC”), which can be found at www.trec.texas.gov.

The TREC Standards of Practice (Sections 535.227-535.233 of the Rules) are the minimum standards for inspections by TREC-licensed inspectors. An inspection addresses only those components and conditions that are present, visible, and accessible at the time of the inspection. While there may be other parts, components or systems present, only those items specifically noted as being inspected were inspected. The inspector is not required to move furnishings or stored items. The inspection report may address issues that are code-based or may refer to a particular code; however, this is NOT a code compliance inspection and does NOT verify compliance with manufacturer’s installation instructions. The inspection does NOT imply insurability or warrantability of the structure or its components. Although some safety issues may be addressed in this report, this inspection is NOT a safety/code inspection, and the inspector is NOT required to identify all potential hazards.

In this report, the inspector will note which systems and components were Inspected (I), Not Inspected (NI), Not Present (NP), and/or Deficient (D). General deficiencies include inoperability, material distress, water penetration, damage, deterioration, missing parts, and unsuitable installation. Comments may be provided by the inspector whether or not an item is deemed deficient. The inspector is not required to prioritize or emphasize the importance of one deficiency over another.

Some items reported may be considered life-safety upgrades to the property. For more information, refer to Texas Real Estate Consumer Notice Concerning Recognized Hazards or Deficiencies below.

This property inspection is not an exhaustive inspection of the structure, systems, or components. The inspection may not reveal all deficiencies. A real estate inspection helps to reduce some of the risk involved in purchasing a home, but it cannot eliminate these risks, nor can the inspection anticipate future events or changes in performance due to changes in use or occupancy. It is recommended that you obtain as much information as is

I=Inspected

NI=Not Inspected

NP=Not Present

D= Deficient

I NI NPD

available about this property, including any seller's disclosures, previous inspection reports, engineering reports, building/remodeling permits, and reports performed for or by relocation companies, municipal inspection departments, lenders, insurers, and appraisers. You should also attempt to determine whether repairs, renovation, remodeling, additions, or other such activities have taken place at this property. It is not the inspector's responsibility to confirm that information obtained from these sources is complete or accurate or that this inspection is consistent with the opinions expressed in previous or future reports.

Items identified in the report do not obligate any party to make repairs or take other action, nor is the purchaser required to request that the seller take any action. When a deficiency is reported, it is the client's responsibility to obtain further evaluations and/or cost estimates from qualified service professionals. Any such follow-up should take place prior to the expiration of any time limitations such as option periods. Evaluations by qualified tradesmen may lead to the discovery of additional deficiencies which may involve additional repair costs. Failure to address deficiencies or comments noted in this report may lead to further damage of the structure or systems and add to the original repair costs. The inspector is not required to provide follow-up services to verify that proper repairs have been made.

Property conditions change with time and use. For example, mechanical devices can fail at any time, plumbing gaskets and seals may crack if the appliance or plumbing fixture is not used often, roof leaks can occur at any time regardless of the apparent condition of the roof, and the performance of the structure and the systems may change due to changes in use or occupancy, effects of weather, etc. These changes or repairs made to the structure after the inspection may render information contained herein obsolete or invalid. This report is provided for the specific benefit of the client named above and is based on observations at the time of the inspection. If you did not hire the inspector yourself, reliance on this report may provide incomplete or outdated information. Repairs, professional opinions or additional inspection reports may affect the meaning of the information in this report. It is recommended that you hire a licensed inspector to perform an inspection to meet your specific needs and to provide you with current information concerning this property.

I=Inspected

NI=Not Inspected

NP=Not Present

D= Deficient

I NI NPD

TEXAS REAL ESTATE CONSUMER NOTICE CONCERNING HAZARDS OR DEFICIENCIES

Each year, Texans sustain property damage and are injured by accidents in the home. While some accidents may not be avoidable, many other accidents, injuries, and deaths may be avoided through the identification and repair of certain hazardous conditions. Examples of such hazards include:

- malfunctioning, improperly installed or missing ground fault circuit protection (GFCI) devices for electrical receptacles in garages, bathrooms, kitchens, and exterior areas;
- malfunctioning arc fault protection (AFCI) devices;
- ordinary glass in locations where modern construction techniques call for safety glass;
- the lack of fire safety features such as smoke and carbon monoxide alarms, fire-rated doors in certain locations, and functional emergency escape and rescue openings in bedrooms;
- excessive spacing between balusters on stairways and porches;
- improperly installed appliances;
- improperly installed or defective safety devices; and
- lack of electrical bonding and grounding.

To ensure that consumers are informed of hazards such as these, the Texas Real Estate Commission (TREC) has adopted Standards of Practice requiring licensed inspectors to report these conditions as “Deficient” when performing an inspection for a buyer or seller, if they can be reasonably determined.

These conditions may not have violated building codes or common practices at the time of the construction of the home, or they may have been “grandfathered” because they were present prior to the adoption of codes prohibiting such conditions. While the TREC Standards of Practice do not require inspectors to perform a code compliance inspection, TREC considers the potential for injury or property loss from the hazards addressed in the Standards of Practice to be significant enough to warrant this notice.

Contract forms developed by TREC for use by its real estate licensees also inform the buyer of the right to have the home inspected and can provide an option clause permitting the buyer to terminate the contract within a specified time. Neither the Standards of Practice nor the TREC contract forms require a seller to remedy conditions revealed by an inspection. The decision to correct a hazard or any deficiency identified in an inspection report is left to the parties to the contract for the sale or purchase of the home.

INFORMATION INCLUDED UNDER “ADDITIONAL INFORMATION PROVIDED BY INSPECTOR”, OR PROVIDED AS AN ATTACHMENT WITH THE STANDARD FORM, IS NOT REQUIRED BY THE COMMISSION AND MAY NOT CONTAIN CONTRACTUAL TERMS BETWEEN THE INSPECTOR AND YOU, AS THE CLIENT. THE COMMISSION DOES NOT REGULATE CONTRACTUAL TERMS BETWEEN PARTIES. IF YOU DO NOT UNDERSTAND THE EFFECT OF ANY CONTRACTUAL TERM CONTAINED IN THIS SECTION OR ANY ATTACHMENTS, CONSULT AN ATTORNEY.

I=Inspected

NI=Not Inspected

NP=Not Present

D= Deficient

I NI NPD

For orientation of this report and coordination of observations “Around the House”, terminology such as “Front” will refer to the front of the house, “Right Side” will refer to the right side of the house as described from the front of the house, “Right Front” will describe an area of observation in the general vicinity of the right side of the house at the front of the house.

IMPORTANT AGREEMENTS AND LIMITATIONS

1. WHAT I DO:

- I tell you whether each item we inspect properly performs the function initially intended, or if it is in need of repair.
- I perform our inspection in a good and workmanlike manner. **ALL OTHER WARRANTIES ARE DISCLAIMED**
- If you have a question, please bring it to my attention so I can explain what was observed about the item.

2. WHAT I DO NOT DO:

- I **DO NOT** make guarantees, warranties, or insure the future performance or condition of any item. If you would like a warranty, guarantee or insurance policy, you must obtain it from a warranty or insurance company. Please remember that almost every item in any house, except a brand new one, is in used condition and has ordinary wear and tear.
- I **DO NOT** inspect any items, which I cannot see in a normal inspection. For example, I do not move furniture, rugs, paintings, or other furnishings. I do not uncover buried pipes or items. I cannot see items covered by wallpaper, flooring or plants. Repair or remodeling may hide evidence of prior damage or defects. I do not dismantle equipment to inspect component parts. I do suggest that you ask the seller about repairs, covered up items, or previous problem.
- I **DO NOT** inspect for building codes, soil analysis, adequacy of design, capacity, efficiency, size, value, flood plain location, pollution or habitability. Please remember that older houses do not meet the same standards as newer houses, even though, items in both might be performing functionally as intended.
- I **DO NOT** hold myself out to be an engineer or specialist for any particular item. I am a general real estate inspection company offering an opinion from visual observations based on my training and experience as a professional home inspector. If I report that an item is not performing its intended function, or needs repair, or shows evidence of prior damage, I urge you to have that item examined by a specialist before purchasing the house.
- I **DO NOT** give estimates of the cost to repair any item.
- I **DO NOT** make recommendations on whether you should purchase the home for which this inspection is conducted.

3. WHAT YOU MUST DO:

- If you have any complaint about our inspection, **YOU MUST** notify me in writing within seven days after you discover any problem, and let me reinspect it before changing the condition, except in emergencies and to abate emergency conditions.
- If I report that an item is in need of immediate repair, is not performing its’ intended function or shows past damage and you intend to purchase the property anyway, **YOU FIRST SHOULD** have the item examined by specialist.

Bobby Wooley, 914 Vidalia Onion Dr, Richmond, TX 77406

I=Inspected

NI=Not Inspected

NP=Not Present

D= Deficient

I NI NPD

I=Inspected

NI=Not Inspected

NP=Not Present

D= Deficient

I NI NPD

- YOU AGREE that, to the extent allowed by law, any damages for breach of this contract or report are **LIMITED in liability to myself and "Around the House" Home Inspections to the amount of the inspection fee.**
- If you bring a law suit as a result of this inspection but do not prevail, you agree to pay my attorney's fee.
- YOU REPRESENT to me that (1) the inspector has not made any oral representation that are different from or in addition to what is written in his report, and (2) you agree to each provision of this report by relying on it in any way, whether or not you sign it.
- YOU MUST NOT allow anyone else to use or rely on this report without my prior written consent.
-

You acknowledge that I hereby notify you that there is a Real Estate Recovery Fund available, established under Section 23 of the Texas Real Estate License Act for reimbursement of certain aggrieved persons. The Texas Real Estate Commissions mailing address and telephone number is 1101 Camino Lacoste, Austin, Texas 78752, (512) 465-3960.

THIS REPORT CANNOT AND DOES NOT REPRESENT THE OPERATION OR CONDITION OF ANY ITEMS AFTER THE DATE AND TIME OF THIS INSPECTION. THIS REPORT IS OUR INVOICE.

FOUNDATION INFORMATION

Most of Texas soil is expansive type clay. Proper care of your home's foundation is very important in preserving the integrity of the structure. Clay soils tend to expand when wet and contract when dry. The rate of expansion and contraction can be significant at times depending on the season. This requires that an even and consistent level of moisture be maintained around the entire house. Defects in foundations can occur when the structure settles differentially rather than as a whole unit. Listed below are a few suggestions that may help in your foundation maintenance program.

1. Maintain the grading and the beds around the foundation so that it gently slopes away from the structure. A 6" drop for each 10' of run away from the house is an acceptable method of measuring proper drainage sloping.
2. If the house has guttering, be sure that all run-off is diverted well away (3-5 feet) from the foundation.
3. Depending on the soil composition around your home, the foundation may need to be watered evenly around the entire structure.
4. Depending on the soil composition around your home an effective way to provide consistent and even watering is to place soaker hoses around the entire perimeter and to water evenly at each interval.
5. Do not let water stand or puddle adjacent to the foundation.
6. Do not allow the soil to dry to the point of cracking or pulling away from the foundation.

Bobby Wooley, 914 Vidalia Onion Dr, Richmond, TX 77406

I=Inspected

NI=Not Inspected

NP=Not Present

D= Deficient

I NI NPD

ADDITIONAL INFORMATION PROVIDED BY INSPECTOR

This inspection commenced at approximately 10:10 AM. The weather was sunny and cold with no rain falling prior to or during the immediate inspection period. Temperature at the time of the inspection was approximately 54 *F and soil conditions were damp.

Bullet Legend:

- **Important deficiencies and/or corrections recommended.**
- ✚ **For informational purposes.**



I=Inspected

NI=Not Inspected

NP=Not Present

D= Deficient

I	NI	NPD
---	----	-----

I. STRUCTURAL SYSTEMS

X

A. Foundations

Type of Foundation(s): Post-Tension Cable Concrete Slab

Comments:

In the opinion of the inspector the foundation appeared to be functioning as intended and in average condition at the time of this limited visibility inspection.

- ✚ This report does not address the elevation or levelness of the foundation. To determine any attributes of the levelness of the foundation based on an interior assessment, a Structural Engineer should be consulted.

X X

B. Grading & Drainage

Comments:

In the opinion of the inspector grading and drainage appeared to be installed properly and in average condition at the time of this inspection except as noted by example(s):

- Ponding water may occur at the back yard of the home. Drainage should be improved.
- Downspout splash backs should be installed at the delivery point of each rain downspout. Splash backs should be positioned so that the high side or “block” is positioned away from the home and not against the foundation. They prevent rushing water from eroding the soil and provide an increased directional flow of water away from the home and foundation.

Example of a downspout splash back in action and current installation(s)



I=Inspected

NI=Not Inspected

NP=Not Present

D= Deficient

I	NI	NPD
---	----	-----

X X

C. Roof Covering Materials

Type(s) of Roof Covering: Composition Shingle

Viewed From: The ground

Comments: A professional roofing contractor should be engaged prior to the end of the option period

In the opinion of the inspector roof covering and flashings appeared to be in average condition at the time of this inspection except as noted by example(s):

- The water heater and furnace flues should be fully sealed at the exterior as to prevent water penetration into the attic space.



- Roof vents should be fully sealed.



Bobby Wooley, 914 Vidalia Onion Dr, Richmond, TX 77406

I=Inspected

NI=Not Inspected

NP=Not Present

D= Deficient

I NI NPD

- Flashing at the back of the home does not appear to be installed fully.



- Flashing at the left side of the home should be flush to the roof decking to prevent water penetration into the home.



I=Inspected

NI=Not Inspected

NP=Not Present

D= Deficient

I NI NPD

- A plumbing vent cap should be removed.



- The roof displays a dip at the right side of the home.



X

D. Roof Structure & Attics

Viewed From: Attic area adjacent to the furnaces and water heaters

Approximate Average Depth of Insulation: 10"-14"

Comments:

In the opinion of the inspector the roof structure and attic appeared to be in above average condition at the time of this inspection.

I=Inspected

NI=Not Inspected

NP=Not Present

D= Deficient

I	NI	NPD
---	----	-----

X **E. Walls (Interior & Exterior)**

Comments:

In the opinion of the inspector walls appeared to be installed as intended and in average condition at the time of this inspection.

X X **F. Ceilings & Floors – Comments:**

In the opinion of the inspector ceilings and flooring appeared to be installed as intended and in average condition at the time of this inspection except as noted by example(s):

- Flooring upstairs creaks when walked upon.



I=Inspected

NI=Not Inspected

NP=Not Present

D= Deficient

I	NI	NPD
---	----	-----

X X

G. Doors (Interior & Exterior)

Comments:

In the opinion of the inspector, accessible doors appeared to be properly installed and functioning as intended at the time of this inspection except as noted by example(s):

- Several doors lack door stoppers.



X X

H. Windows

Comments:

In the opinion of the inspector, accessible windows appeared to be installed and functioning as intended at the time of this inspection except as noted by example(s):

- A window screen is missing at the master bedroom.



I=Inspected

NI=Not Inspected

NP=Not Present

D= Deficient

I	NI	NPD
---	----	-----

- Windows do not close properly.



- All windows should be fully caulked/grouted to assist in preventing water penetration into the home.



I=Inspected

NI=Not Inspected

NP=Not Present

D= Deficient

I	NI	NPD
---	----	-----

X X

I. Stairways (Interior & Exterior)

Comments:

In the opinion of the inspector, the stairway appeared to be installed and functioning as intended at the time of this inspection except as noted by example(s):

- A handrail and guardrail are loose.



X

J. Fireplaces and Chimneys

Comments:

X

K. Porches, Balconies, Decks, and Carports

Comments:

X

L. Other

Comments:

I=Inspected

NI=Not Inspected

NP=Not Present

D= Deficient

I NI NPD

II. ELECTRICAL SYSTEMS

X X

A. Service Entrance and Panels

Comments:

Main breaker size = 150 AMP

Panel size = 200 AMP

The main service entrance panel is located at the left-interior wall of the garage. In the opinion of the inspector, the installation appeared to be installed and functioning as intended at the time of this inspection except as noted by example(s):

- The main breaker panel and meter panel should be fully caulked around their perimeter and between panels to prevent water and insect penetration into the wall cavity behind the boxes.

Current installation and example of recommended caulking



I=Inspected


NI=Not Inspected

NP=Not Present

D= Deficient

I NI NPD

- ✚ All electrical systems are required to be grounded and bonded back to the electrical panel. There is a bonding cable and clamp located at the main gas meter/valve but it was unable to be verified for complete/correct installation and full electrical safety coverage. Consult a licensed electrician for additional information.



Arc Fault Circuit Interrupt's (AFCI) **Arc Fault Circuit Interrupt's (AFCI)** *Combination AFCI/GFCI*

As of approximately 1/1/2008, all electrical fixtures, outlets, switches and smoke detectors in the home wired to single-pole 15 or 20 AMP circuit breakers {3902.11/IRC}, other than those apparatus protected by GFCI or GFCI/AFCI combination safety device, are required to be wired to AFCI safety circuit breakers in the main panel. Arc Fault Circuit Interrupt's appeared to be installed and functioning as intended at the time of the inspection.

X **B. Branch Circuits, Connected Devices, and Fixtures**

Type of Wiring: Copper

Comments:

In the opinion of the inspector, the branch circuits, connected devices and fixtures appeared to be installed and functioning as intended at the time of this inspection.

Ground Fault Circuit Interrupt's (GFCI)

In the opinion of the inspector, the **Ground Fault Circuit Interrupt's (GFCI)** appeared to be present and functioning in all locations required including bathrooms, garage, exterior outlets, laundry room and kitchen.

I=Inspected

NI=Not Inspected

NP=Not Present

D= Deficient

I NI NPD

III. HEATING, VENTILATION AND AIR CONDITIONING SYSTEMS

X

A. Heating Equipment


Type of System: Central Forced Air (2)

Energy Source: Natural Gas

Comments:

The furnaces were operated for the purpose of testing and to identify projected, heated/conditioned air that would flow while in operation. In the opinion of the inspector, the units appeared to be installed and functioning as intended at the time of this inspection.

✚ Supply temperatures for both units throughout the home.



✚ Due to design, heat exchangers are viewed from the draft hood and/or burner areas only and are not fully inspected. It is recommended that you have a HVAC contractor fully inspect and report on the internal condition of the heat exchanger prior to the end of the option/discovery period.

I=Inspected

NI=Not Inspected

NP=Not Present

D= Deficient

I	NI	NPD
---	----	-----

X

B. Cooling Equipment

Type of System: Central Electric – 36,000 BTU (3.0 – Ton) & 30,000 BTU (2.5 – Ton)

Comments: A licensed HVAC contractor should be engaged to further inspect prior to the end of the option period

✚ The AC units were not operated due to the ambient outside temperature at the time of this inspection. Operation of an air conditioning appliance when temperatures are less than 60°F risks damaging the unit irreparably. It would be advisable to consult a professional HVAC contractor for an in depth inspection prior to the end of the option/discovery period. Due to design, the evaporator coils were not able to be viewed and/or inspected. It is recommended that you have a HVAC contractor fully inspect and report on the internal condition of the evaporator coil prior to the end of the option/discovery period.

X

C. Duct System, Chases, and Vents – Comments:

In the opinion of the inspector, the duct system, chases and vents appeared to be installed as intended and capable of passing conditioned air through the home at the time of this inspection.

IV. PLUMBING SYSTEM

X X

A. Plumbing Supply, Distribution Systems and Fixtures

✚ *Location of water meter:* Front-right lawn



I=Inspected

NI=Not Inspected

NP=Not Present

D= Deficient


I NI NPD

✚ *Location of main water supply valve:* Right-interior garage wall



✚ *Static water pressure reading:* Approximately 75 PSI (40 PSI to 80 PSI required)

Comments: PEX water piping. Water piping beneath the ground and in the concrete slab are not able to be inspected due to the lack of visibility. It may be prudent to engage a plumber to conduct hydrostatic testing of the piping to determine if a deficiency exists beyond the scope of this inspection.



I=Inspected

NI=Not Inspected

NP=Not Present

D= Deficient

I NI NPD

In the opinion of the inspector, the water supply system and fixtures appeared to be installed and functioning as intended at the time of this inspection except as noted by example(s):

P2713.3 Bathtub and whirlpool bathtub valves

Hot water supplied to bathtubs and whirlpool bathtubs shall be limited to a temperature of not greater than 120°F (49°C) by a water-temperature limiting device that conforms to ASSE 1070 or CSA B125.3, except where such protection is otherwise provided by a combination tub/shower valve in accordance with [Section P2708.3](#).

- The bathroom tubs and shower water supplies lack a required temperature control valve.



I=Inspected

NI=Not Inspected

NP=Not Present

D= Deficient

I NI NPD

X X **B. Drains, Wastes, and Vents**

Comments: Drains and piping beneath the ground and in the concrete slab are not able to be inspected due to the lack of visibility. It may be prudent to engage a plumber to conduct hydrostatic testing of the piping to determine if a deficiency exists beyond the scope of this inspection.

In the opinion of the inspector, the drains, wastes and vents appeared to be installed and functioning as intended at the time of this inspection except as noted by example(s):

- To readily access plumbing connections in bathrooms for showers and bathtubs it is a recommended procedure to have access openings installed in walls adjacent to/behind in-wall plumbing fixtures. Currently, there are no plumbing access openings for the bathrooms of the home.

Example of opening for drain and plumbing inspection



I=Inspected

NI=Not Inspected

NP=Not Present

D= Deficient

I NI NPD

- The Master bathroom shower pan has weep holes at each corner and sides that are currently caulked over and blocked. Opening these weep holes will assist in allowing condensate formed behind the wall to escape to the drain.

Current and open weep hole example installation



- ✚ The main drain clean-out for the home appears to be located in the front left flower beds.



I=Inspected

NI=Not Inspected

NP=Not Present

D= Deficient

I	NI	NPD
---	----	-----

X

C. Water Heating Equipment

Energy Source: Natural Gas (2)

Capacity: 40 - Gallon

Comments:

In the opinion of the inspector the attic installed water heaters appeared to be installed and functioning as intended during this inspection.

X

D. Hydro-Massage Therapy Equipment – Comments:

X

E. Other – Comments:

V. APPLIANCES

X

A. Dishwashers – Comments:

In the opinion of the inspector, the dishwashers appeared to be installed and functioning as intended at the time of this inspection.

X X

B. Food Waste Disposers – Comments:

In the opinion of the inspector, the disposal appeared to be installed and functioning as intended at the time of this inspection except as noted by example(s):

- The guest area disposer lacks a power plug.



I=Inspected

NI=Not Inspected

NP=Not Present

D= Deficient

I	NI	NPD
---	----	-----

X X **C. Range Hood and Exhaust Systems – Comments:**

In the opinion of the inspector, the updraft fan and hood/ recirculation fan appeared to be installed and functioning as intended at the time of this inspection except as noted by example(s):

- The main kitchen updraft vent has not been installed.



X **D. Ranges, Cooktops, and Ovens – Comments:**

In the opinion of the inspector, the natural gas oven and natural gas stove top burners appeared to be installed and functioning as intended at the time of this inspection.

- ✚ The emergency gas shut-off valve for the appliance is located in the right lower cabinet.



I=Inspected

NI=Not Inspected

NP=Not Present

D= Deficient

I	NI	NP	D
---	----	----	---

X **E. Microwave Ovens – Comments:**

In the opinion of the inspector, the microwave ovens appeared to be installed and functioning as intended at the time of this inspection.

X **F. Mechanical Exhaust Vents and Bathroom Heaters**

Comments:

In the opinion of the inspector, the accessible/visible mechanical exhaust fans and vents appeared to be installed and functioning as intended at the time of this inspection.

X X **G. Garage Door Operator(s)**

Comments:

In the opinion of the inspector, the garage door operator appeared to be installed and functioning as intended at the time of this inspection except as noted by example(s):

- The ground level safety beam/eyes should trigger the panel lighting when the beam is broken for safety at night or during dark periods.



X **H. Dryer Exhaust Systems – Comments:**

In the opinion of the inspector, the dryer vent and hood appeared to be installed as intended at the time of this inspection.

I=Inspected

NI=Not Inspected

NP=Not Present

D= Deficient

I NI NPD

VI. OPTIONAL SYSTEMS

X **A. Landscape Irrigation (Sprinkler) Systems – Comments:**

The lawn irrigation system was operated and tested in a Manual mode. In the opinion of the inspector, the zones of the system appeared to be installed and functioned as intended with adequate water pressure and coverage to intended areas of the front, side and rear lawn.

Zone 1 – Front lawn and curb

Zone 2 – Front flower beds

Zone 3 – Right side of the home

Zone 4 – Back yard fence

Zone 5 – Back lawn

Zone 6 – Left side of the driveway