

PRO380-SERIES

Simplex Sewage System

Liberty Pumps®

A Family and Employee Owned Company

2" Discharge

Large capacity basin
Shallow system design

Features

- Separate access cover
- QuickTree® float switch system allows easy removal of float switches without pulling the pump
- Shallow 24" basin for easier burial in difficult soil conditions
- Large 41 gallon capacity
- Anti-flotation collar
- Molded torque-stops
- Integrally molded handles
- Unique integrated cord seal technology
- Integral rubber cover seals



Shipped with Clear Construction Cover



Clear disposable cover protects the system during masonry work and rough-in.

Patent: See
www.LibertyPumps.com/patents

Pro380

QuickTree® Technology



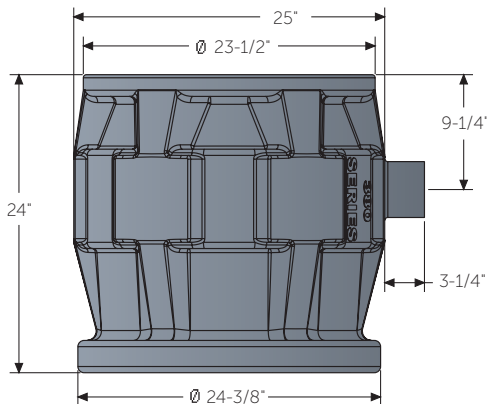
innovate. evolve.

Pro380-Series

Features

- QuickTree® technology allows easy access and removal of float switches without disturbing pump or plumbing
- Integrated rubber seals permanently attached to cover
- Unique cord seal technology integrated into the inspection cover
- Shallow basin design (24") for easier installation in difficult soil/bedrock locations
- Large 41 gallon capacity for longer pump cycles
- Integrally molded torque-stops secure the pump in its proper position
- Integrally molded anti-flotation collar
- Durable polyethylene construction
- Completely assembled

Dimensional Data



Models

MODEL	HP	VOLTS	PHASE	AMPS	DISCHARGE	WEIGHT
P382LE41	4/10	115	1	12	2"	60 lbs
P382LE41V	4/10	115	1	12	2"	60 lbs
P382LE51	1/2	115	1	6	2"	64 lbs
P382LE51V	1/2	115	1	6	2"	64 lbs
P382LE52	1/2	208—230	1	12	2"	63 lbs
P382LE571	3/4	115	1	12	2"	83 lbs
P382LE72	3/4	208—230	1	12	2"	83 lbs
P382LE102*	1	208—230	1	12	2"	86 lbs
P382LEH102*	1	208—230	1	6	2"	86 lbs

For 3" discharge systems change model number from "382" to "383." EXAMPLE: P383LE41

"V" models = vertical float switch. All other models are wide-angle float switches.


See specific LE-Series literature for complete pump performance and specifications.

* High head applications only. Consult factory for proper pump sizing.

For side discharge models, see Pro380 SD-Series literature.


QuickTree® Technology

Integral Rubber Seals




Unique integrated cord seal technology and permanent rubber cover gaskets.

Patent: See www.LibertyPumps.com/patents



Pro380-Series 24" x 24" – 41 Gallons



Patent: See www.LibertyPumps.com/patents

P380XL Series - IAPMO Listed Basins

The **PRO380XL** basins are specifically designed to pass a 10' stack test and are IAPMO listed.

The **P380XL-Series** has all the same features as the standard P380 except for a 16 bolt cover.

To order, simply add "X" to any standard P380 system.

Example:
P382XLE41



QuickTree® Kit

Simply order a QuickTree® Kit and manual LE-Series pump.



QuickTree® Kit comes complete with stainless-steel rod, pump float, and clamps pre-mounted.

Need to install a Liberty Pumps pump in an empty Pro380 basin? No problem! QuickTree® Kits make addition of a pump easy! Simply install a manual LE-Series pump and a matching QuickTree® Kit. Kits include stainless-steel float switch tree, pre-mounted pump float switch and additional clamp for an alarm float switch. Hang the QuickTree® from its holder underneath the access cover and you're ready to go.

MODEL	DESCRIPTION
QT380-115-10	QuickTree® for Pro380, 115V, 10' cord
QT380-115-25	QuickTree® for Pro380, 115V, 25' cord
QT380-230-10	QuickTree® for Pro380, 230V, 10' cord
QT380-230-25	QuickTree® for Pro380, 230V, 25' cord

Pro380-Series

Optional Access Riser

Fits Pro370 and Pro380-Series systems

Riser allows burial of the system up to a maximum depth of 18" below grade.

A convenient chamber for all your pump's electrical and piping connections – out of sight and below grade. Riser simply slides over the sealed Pro380 system. Cover is retained by 4 stainless-steel bolts and features a twist-lock design with provision for padlock to deter unwanted entry.

Specifications


Weight: 28 lbs (Riser and Cover)

Riser Height: 18-3/4"

Total Height with Cover: 20-1/2"

Diameter: 32"

MODEL	DESCRIPTION
AR18	Access Riser
AC18	Access Riser Cover (Environmental Green)
ARC18	Kit, Access Riser with Cover
ARCKIT115	Kit, Access Riser with Cover and 2" installation accessories - 115V
ARCKIT230	Kit, Access Riser with Cover and 2" installation accessories - 230V
IKIT2-115	Installation Kit 2" - 115V
IKIT2-230	Installation Kit 2" - 230V



Liberty Pumps installation kits provide all the components for a professional installation inside the riser. Kit includes: JB-Series wiring box and hardware, check valve with a disconnect union feature, coupling and elbows (PVC piping not included). Kits available in 2" discharge and vent size only.

Pro380-Series Alarmed System

Now have the assurance of early warning in the event of a high-level condition with an alarm option installed from the factory! We do the work for you by mounting the alarm float switch in the basin at its proper level – no need to even open the cover. Simply mount the alarm panel in its desired location, supply power, and connect the alarm float switch leads. Offered with four different alarm options for indoor, outdoor, and wireless-enabled applications.

NEW!

NightEye®
 Wireless Enabled Alarm
AVAILABLE

ALM-2-EYE
Shown

Patent: See
www.LibertyPumps.com/patents



**FREE app
download**



How to Order

ALARM MODEL	DESCRIPTION	FLOAT SWITCH CORD	ADD SUFFIX	ORDER EXAMPLE
ALM-2	Standard indoor alarm	20'	/A2	P382LE41/A2
ALM-2-1	Standard indoor alarm	10'	/A21	P382LE41/A21
ALM-2-EYE	NightEye® wireless enabled	20'	/A2-EYE	P382LE41/A2-EYE
ALM-2W	Standard outdoor rated	20'	/A2W	P382LE41/A2W

Alarm float switch is pre-set at proper level in basin. Alarm panel packaged with unit. See alarm literature sheet for complete alarm specifications.

Specifications subject to change without notice.

Copyright © Liberty Pumps, Inc. 2020 All rights reserved. LLI003800-R03/20

Liberty Pumps - 7000 Apple Tree Avenue - Bergen, New York 14416
 Phone 800-543-2550 - Fax 585-494-1839 - LibertyPumps.com