

Oakview


Important:


No guarantee is made that the features, amenities, layouts, views, materials and facilities depicted by photos, renderings and/or sketches or otherwise described herein will be provided, or, if provided, will be of the same type, size or nature as depicted or described, and you shall not rely on the information contained herein. Renderings, photos and sketches may be inaccurate. The Developer may make modifications and changes to the project and information provided herein without notice.

Appliances

DESCRIPTION	LOCATION	IMAGE
Appliances	Kitchen	TBD \$7,500 Budget

CABINETS

DESCRIPTION	LOCATION	IMAGE
Cabinets; Shaker Style, Color White	Kitchen (Per Plan)	


<p>Cabinets; Shaker Style, Color Blue</p>	<p>Kitchen (Per Plan)</p>	
---	---------------------------	---

PLUMBING FIXTURES

DESCRIPTION	LOCATION	IMAGE
OWOFAN Black Single handle Swivel Dual Function Spout	Kitchen	 A black kitchen faucet with a high-arch, flexible, coiled spout and a single-lever handle on the right side.
KES Matte Black- Single Handle Bathroom Faucet	All Baths	 A modern, square-style single-handle bathroom faucet with a wide, flat spout and a single-lever handle on top.
MOEN Matte Black Shower with hand wand	Shower Master Bath (Per Plan)	 A black shower fixture set including a round showerhead on a curved arm and a square wall-mounted shower control panel with a single-lever handle.


<p>MOEN Matte Black Shower/tub set</p>	<p>Secondary bath</p>	
<p>Gotonovo Matte Blac Free standing Tub Filler with Hand Shower and Swivel Spout</p>	<p>Master Tub Faucet (Per Plan)</p>	

HARDWARE

DESCRIPTION	LOCATION	IMAGE
Towel Bar 11 Inch: Matte Black	All Baths	 A 11-inch matte black towel bar with a square mounting plate on the left end and a hook on the right end.
Towel Bar 16 Inch: Matte Black	All Baths	 A 16-inch matte black towel bar with a square mounting plate on the left end and a hook on the right end.
Towel Hook: Matte Black	All Baths	 A square matte black towel hook with a hook on the right side.




<p>Toilet Paper Holder</p>	<p>All Baths</p>	
<p>Privacy Bed/Bath Door Handle with Lock: Matte Black</p>	<p>Entire House (Per plan)</p>	
<p>Single Cylinder Low Profile Door Handleset: Matte Black</p>	<p>Front Door</p>	
<p>Cabinet Pull 5 Inch: Matte Black</p>	<p>All cabinet/Drawer Pull</p>	

TUBS, SINKS AND TOILETS

DESCRIPTION	LOCATION	IMAGE
Undermount Rectangle Bowl in White	Master, Secondary Bath	
Stainless Undermount Apron Sink	Kitchen	
Freestanding Tub in White	Master Bath (Per Plan)	

<p>Dual Flush Elongate Toilet in White</p>	<p>All Baths (Per Plan)</p>	
<p>TUB</p>	<p>Secondary bath (Per Plan)</p>	

LIGHTING FIXTURES

DESCRIPTION	LOCATION	IMAGE
Light Black Outdoor Wall Light: Matte Black	Garage (per plan)	
MELUCEE Black Chandeliers Rectangle 5 Lights	Dinning Room	
Dolaimi House Farmhouse Rustic 8 Light Gold Vintage	Kitchen Island (per plan)	

Aipsun

Master Bathroom





White LED 5/5" Disk Lights


Entire House (per plan)





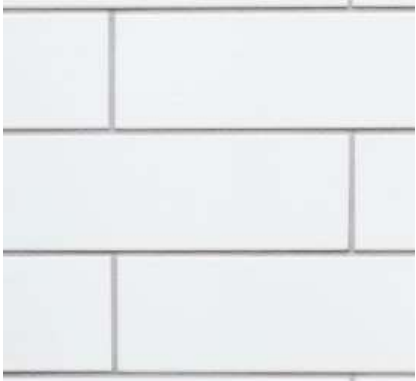
MIRRORS

DESCRIPTION	LOCATION	IMAGE
Framed Mirror	Master and 1/2 Bathroom	
Framed Mirror	Secondary Bathroom	

COUNTERTOPS

DESCRIPTION	LOCATION	IMAGE
Quartz: Calacatta Classique White	Kitchen, Kitchen Island	


TILE

DESCRIPTION	LOCATION	IMAGE
SALINA BLUE PORCELAIN TILE		 A square tile with a light blue and white floral pattern. The pattern consists of stylized leaves and flowers arranged in a circular, symmetrical design. A small black box with white text "Salina Blue Porcelain Tile" is overlaid in the top-left corner of the image.
CONCEPT GRAY PORCELAIN TILE		 A dark gray, rectangular tile with a subtle, textured surface. The tile is shown in a grid pattern with white grout lines.
MERINGUE II POLISHED CERAMIC TILE		 A light gray, rectangular tile with a smooth, polished surface. The tile is shown in a grid pattern with dark gray grout lines.

**CARRARA
CHATEAU
BASKET WEAVE
POLISHED
MARBLE
MOSAIC**



**MALLORCA
PORCELAIN
TILE**




**UNGLAZED
WHITE PENNY
PORCELAIN
MOSAIC**






**OCEANO
ATLANTICO
POLISHED
CERAMIC TILE**



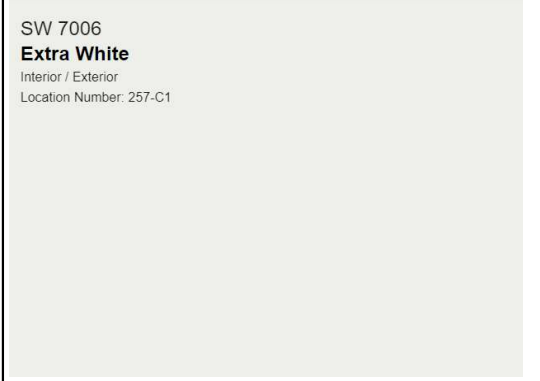


PRISMATIC II CARRARA BLEND
MARBLE MOSAIC



FLOORING

DESCRIPTION	LOCATION	IMAGE
SPC Wood Floor 7x48	Foyer, Kitchen, Powder, Living, Dining (Per Plan)	
SPC Wood Aspen White Floor 7x48	Foyer, Kitchen, Powder, Living, Dining (Per Plan)	
SPC Wood French Oak Floor 7x48	Foyer, Kitchen, Powder, Living, Dining (Per Plan)	

INTERIOR / EXTERIOR PAINT

DESCRIPTION	LOCATION	IMAGE
EXTRA WHITE SW 7006	Ceilings	<p>SW 7006 Extra White Interior / Exterior Location Number: 257-C1</p> 
AGREEABLE GRAY SW 7029	All Interior walls (Per Plan)	<p>SW 7029 Agreeable Gray Interior / Exterior Location Number: 243-C1</p> 
PASSIVE SW 7064	All Interior walls (Per Plan)	<p>SW 7064 Passive Interior / Exterior Location Number: 236-C1</p> 


<p>GRAY SCREEN SW 7071</p>	<p>All Interior walls (Per Plan)</p>	<p>SW 7071 Gray Screen Interior / Exterior Location Number: 235-C1</p> 
<p>EXTRA WHITE SW 7006</p>	<p>Interior doors and trim.</p>	<p>SW 7006 Extra White Interior / Exterior Location Number: 257-C1</p> 
<p>TRICORN BLACK SW 6258</p>	<p>Front Door and Garage door</p>	<p>SW 6258 Tricorn Black Interior / Exterior Location Number: 251-C1</p> 

ELLIE GRAY SW 7550

Siding




Millwork and Closets

DESCRIPTION	LOCATION	IMAGE
Ebony Wood Rods	Shelf and Rod	



DOORS

DESCRIPTION	LOCATION	IMAGE
Double Fiber Glass Door 72x80	Back Door (Per Plan)	
Double Door	Front Door (Per Plan)	
3 Panel Interior doors	Per Plan	





GLASS SHOWER DOOR

DESCRIPTION	LOCATION	IMAGE
Semi-frameless Shower, Clear Tempered glass	Master Bath	

STAIRS

DESCRIPTION	LOCATION	IMAGE
SPC Wood Threads 7x48 with SPC Nosing	Stairs	
Pony Wall with Wood Cap	Stairs (Per plan)	

EXTERIOR

DESCRIPTION	LOCATION	IMAGE
Vinyl Windows - Exterior Painted Black	Exterior	
Roof Shingles 25 yrs	Exterior	
Garage Door Steel Panel with Wood Grain	Garage	
Water Heater	Attic or Garage (Per Plan)	

ELECTRONICS

DESCRIPTION	LOCATION	IMAGE
Honeywell Programmable Thermostat Heat/cool	1st And 2nd Floor	