

Buyer Selections Report

Stonefield Houston LLC - 10/18/2023 9:52 AM

A VEO Inspired Home

BUYER: Spec Home 1403 Wycliffe	DESIGNER: Emily Neuburger	SALES COUNSELOR: Jeannine Riley	CATALOG DATE: 10/03/2023 1:48 PM	JOB NUMBER:
--	-------------------------------------	---	--	--------------------

ADDRESS: 1403 Wycliffe, Houston, TX 77043

COMMUNITY: Wrenwood Estates	SERIES: Elite Series	PLAN: 3679	ELEV:	LOT / BLOCK:
---------------------------------------	--------------------------------	----------------------	--------------	---------------------

Appliance

MISC.



Oven

Area: Kitchen

Id: JJW2430LL

Price: **\$0.00** (x) 1

Extended Price: **\$0.00**

↳ JennAir 30" Elec. Conv. Pyro Single Oven



Dishwasher

Area: Kitchen

Id: JDPSS244LL

Price: **\$0.00** (x) 1

Extended Price: **\$0.00**

↳ JennAir 24" Built-in Dishwasher, Rise Style, 38dBA, WiFi Connected, Lava Rails, eStar



Range Top

Area: Kitchen

Id: JGCP436HL

Price: **\$0.00** (x) 1

Extended Price: **\$0.00**

↳ JennAir 36" Range Top, Rise Style, 3-20K, 15K, 5K-500 Simmer



Microwave

Area: Kitchen

Id: JMC1116AS + MK2220AS

Price: **\$0.00** (x) 1

Extended Price: **\$0.00**

↳ JennAir Built-in/Countertop Microwave + Whirlpool 30" MW Trim Kit Stainless

ADDRESS: 1403 Wycliffe, Houston TX, 77043

EFFECTIVE DATE: 9/22/2023

BUYER: Spec Home 1403 Wycliffe

INITIAL:

INITIAL:

PAGE: 1 of 26



Vent

Area: Kitchen

Id: INPL3619SSNB-B + IB600

Price: \$0.00 (x) 1

Extended Price: \$0.00

↳ Faber Inca 36x19 Custom Insert + Faber 600 CFM Internal Blower Kit

MISC. SUBTOTAL: \$0.00

Appliance Total: \$0.00

Bath Hardware

BATH HARDWARE



Bath Hardware

Price: \$0.00 (x) 1

Extended Price: \$0.00

↳ Better Homes - Black - All Baths

BATH HARDWARE SUBTOTAL: \$0.00


Bath Hardware Total: \$0.00

Cabinets

CABINETS

- Bath 2 & 3 Std
- Bath 3 & 4 Std

Cabinet Level 3



Cabinet Color:

**Madison MDF Hardwood Square
Cabinet Color-Thimble**

Id: YMAWS/TMB


Area Subtotal(s)

Bath 2 & 3 Std: \$0.00

Bath 3 & 4 Std: \$0.00

- Bath 5 Std
- Kitchen Island Wrapped Std
- Master Bath Std
- MBath Commode Upper Std
- Utility Opt

Cabinet Level 5




Cabinet Color:
Archer Maple Square - Carbon
 Id: YACMS/CBN

Area Subtotal(s)

Bath 5 Std:	\$210.00
Kitchen Island Wrapped Std:	\$1,870.00
Master Bath Std:	\$1,720.00
MBath Commode Upper Std:	\$1,580.00
Utility Opt:	\$0.00

- Kitchen 42 w-OMC -36 Cktp Std

Cabinet Level 4



Cabinet Color:
Amarillo MDF Hardwood Square
Cabinet Color-Thimble
 Id: YARWS/TMB

Area Subtotal(s)

Kitchen 42 w-OMC -36 Cktp Std: **\$1,190.00**

CABINETS SUBTOTAL: \$6,570.00

Cabinets

HARDWARE



Level 3-Flat Rate Price All Bathrooms

Price: **\$750.00** (X) 1

Extended Price: **\$750.00**

↳ Door Hardware: BP989880166 Lincoln Satin Gold Tab Pull 80MM (ID: YBP989880166/N/A) Drawer Hardware: BP989880166 Lincoln Satin Gold Tab Pull 80MM (ID: YBP989880166/N/A)



Level 3-Flat Rate Price All Areas Except Bathrooms

Price: **\$1,250.00** (X) 1

Extended Price: **\$1,250.00**

↳ Door Hardware: BP989880166 Lincoln Satin Gold Tab Pull 80MM (ID: YBP989880166/N/A) Drawer Hardware: BP989880166 Lincoln Satin Gold Tab Pull 80MM (ID: YBP989880166/N/A)

HARDWARE SUBTOTAL: \$2,000.00

Cabinets

OTHER



Trim Modern Crown at all standard crown locations

Area: A La Carte

Price: **\$0.00** (x) 1

Extended Price: **\$0.00**



Trim Modern Light Rail - Kitchen

Area: A La Carte

Price: **\$150.00** (x) 6

Extended Price: **\$900.00**



Stacked Upper Cabinets - Kitchen

Area: A La Carte

Price: **\$5,488.00** (x) 1

Extended Price: **\$5,488.00**

OTHER SUBTOTAL: **\$6,388.00**


Cabinets Total: \$14,958.00

Countertops


FABRICATED CTOPS

- Bath 2 Vanity
- Bath 3 Vanity

Marlana Level 2 Vanities Only



Countertop Color:
1.6cm Fin Marlana - Aria
Id: OPF1.6CM/19



Countertop Edge:
**3.2cm Stone Square Edge Eased
Corner (11)**
Id: ECSEM2


Area Subtotal(s)

Bath 2 Vanity: **\$262.50**


Bath 3 Vanity: **\$140.00**

- Bath 5 Vanity
- Master Bath Seat
- Master Bath Vanity
- Utility Countertop

Level 4 Omega Stone, Cambria, Engineered Marble



Countertop Color:
2cm Fin Omega Stone - Morel
 Id: OOMS2CM/MOR



Countertop Edge:
4cm Eng. Stone Square Edge Eased Corner (41)
 Id: ECSES3

Area Subtotal(s)

Bath 5 Vanity: **\$640.00**
 Master Bath Seat: **\$400.00**
 Master Bath Vanity: **\$2,160.00**
 Utility Countertop: **\$360.00**

- Kitchen Island
- Kitchen w/Cooktop

Level 10 Granite, Artisan, Sain, Quartzite, Onyx, Natural Stone



Countertop Color:
3cm Satin Fin Quartzite - Rhythmic
 Id: OSatinFin/Ry



Countertop Edge:
3cm Satin Square Edge Eased Corner (31)
 Id: ECSSG

Area Subtotal(s)

Kitchen Island: **\$6,133.41**
 Kitchen w/Cooktop: **\$2,933.37**

FABRICATED CTOPS SUBTOTAL: \$13,029.28

Countertops Total: \$13,029.28

Doors and Trim

EXTERIOR DOORS



3'x8' Straight Top - Iron Single Door  *Echo - Black - Flemish Glass*
 Price: **\$0.00** (x) 1
 Extended Price: **\$0.00**

EXTERIOR DOORS SUBTOTAL: \$0.00

Doors and Trim

INTERIOR DOOR



Interior Doors → Monroe
Area: Whole House
Price: \$0.00 (x) 1
Extended Price: \$0.00

INTERIOR DOOR SUBTOTAL: \$0.00

Doors and Trim

TRIM



Install wide shiplap at tray ceiling running side to side.
Area: Entry & Family Room Ceiling
Price: \$0.00 (x) 1
Extended Price: \$0.00
→ Paint entry ceiling and family color to be same as whole house ceiling paint (Delicate White PPG1001-1).



Wrap beams with MDF. To be painted Summer Shadow PPG0996-7.
Area: Family Room & Study Ceiling Beams
Price: \$0.00 (x) 1
Extended Price: \$0.00



Install shiplap at top of tray ceiling, running front to back.
Area: Study, Master Suite & Master Bath
Price: \$0.00 (x) 1
Extended Price: \$0.00

→ Paint study, master suite, & master bath tray ceiling color to be same as whole house ceiling paint (Delicate White PPG1001-1).

TRIM SUBTOTAL: \$0.00

Doors and Trim Total: \$0.00

Electrical

SECURITY



SMART HOME PACKAGE W/SECURITY

Price: **\$0.00** (x) 1

Extended Price: **\$0.00**

SECURITY SUBTOTAL: \$0.00

Electrical Total: \$0.00

Exteriors

EXTERIORS



Body: Accolade PPG1208-1 | Trim: Starless Sky PPG0995-7

Area: 2 Tone Paint

Price: **\$0.00** (x) 1

Extended Price: **\$0.00**

EXTERIORS SUBTOTAL: \$0.00

Exteriors Total: \$0.00

Flooring

CARPET

- All Carpeted Areas
- Bedroom 5 Credit
- Family Credit
- Gameroom Credit
- Master Suite Credit
- Study Credit

Carpet Level 8



Carpet Color:
Gold Coast - 00108 Twine
 Id: 1BNHGR40/00108



Carpet Cushion:
Vegas 1/2" 6 lb Pad
 Id: 12073148/2073148

Area Subtotal(s)

All Carpeted Areas: **\$7,085.34**
 Bedroom 5 Credit: **(\$443.41)**
 Family Credit: **(\$670.22)**
 Gameroom Credit: **(\$950.00)**
 Master Suite Credit: **(\$538.41)**
 Study Credit: **(\$453.86)**


CARPET SUBTOTAL: **\$4,029.44**

Flooring

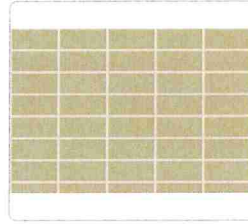
TILE

- Bath 2 and 3


Floor Tile Level 5



Tile Color:
Provoke Polished 12x24 - Silver
 Id: 6BNPIP124/SI



Pattern:
Straight Lay Rectangle Side to Side
 Id:



Grout Color:
AccuColor Plus Grout - #949 Silverado
 Id: TACCPL/949

Area Subtotal(s)


Bath 2 and 3: **\$461.90**

• Bath 3 and 4


Floor Tile Level 5



Tile Color:
Provoke Polished 12x24 - Silver
Id: 6BNPIP124/SI



Pattern:
Straight Lay Rectangle Front to Back
Id:



Grout Color:
AccuColor Plus Grout - #949 Silverado
Id: TACCPL/949

Area Subtotal(s)

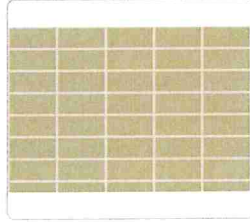
Bath 3 and 4: **\$652.11**

• Bath 5


Floor Tile Level 5



Tile Color:
Cinema Calacata Gold Rectified 12x24 - Polished
Id: 6BNCGR24/PO



Pattern:
Straight Lay Rectangle Side to Side
Id:



Grout Color:
AccuColor Plus Grout - #909 Sterling
Id: TACCPL/909

Area Subtotal(s)


Bath 5: **\$488.83**

• Master Bath


Floor Tile Level 6



Tile Color:
**Cinema Calacata Gold Rectified
24x48 - Polished**
Id: 6BNCGR48/PO



Pattern:
Straight Lay Rectangle Side to Side
Id:



Grout Color:
**AccuColor Plus Grout - #909
Sterling**
Id: TACCPL/909

Area Subtotal(s)


Master Bath: **\$1,946.62**

• Master Bath Shower Floor


Floor Tile Level 16



Tile Color:
**Admire Chevron TG14E Mosaic
(11.02x12.24 Mesh) - 00100...**
Id: 6BNTG14E/100



Pattern:
Straight Lay
Id:




Grout Color:
**AccuColor Plus Grout - #909
Sterling**
Id: TACCPL/909

Area Subtotal(s)


Master Bath Shower Floor: **\$928.06**

• Utility


Floor Tile Level 5



Tile Color:
Provoke Unpolished 12x24 - Silver
Id: 6BNPIU124/SI



Pattern:
Straight Lay Rectangle Side to Side
Id:



Grout Color:
AccuColor Plus Grout - #949 Silverado
Id: TACCPL/949

Area Subtotal(s)

Utility: **\$507.20**

TILE SUBTOTAL: \$4,984.72

Flooring


WOOD

- Bedroom 5 • Entry • Family • Gameroom • Hall off Bdrm • Kitchen/Breakfast • Master Suite • Mud Room • Staircase • Storage • Study

Wood Level 3



Wood Color:
**Indicator Hickory 6 1/2"-
Luckenbach**
Id: 3BNFH1LM/FH19807



Pattern:
Wood Front to Back
Id:

Area Subtotal(s)

Bedroom 5:	\$3,105.71
Entry:	\$3,166.25
Family:	\$8,624.52
Gameroom:	\$8,835.00
Hall off Bdrm:	\$907.50
Kitchen/Breakfast:	\$3,422.63
Master Suite:	\$9,628.21
Mud Room:	\$209.75
Staircase:	\$12,493.75
Storage:	\$765.00
Study:	\$2,962.26

WOOD SUBTOTAL: \$54,120.58

Flooring Total: \$63,134.74

Hardware

DOOR HARDWARE



Halifax Square Matte Black Levers

Area: Interior Door Hardware


Price: \$0.00 (x) 1

Extended Price: \$0.00

DOOR HARDWARE SUBTOTAL: \$0.00

Hardware

HANDLE SETS



San Clemente - Matte Black

Price: \$0.00 (x) 1

Extended Price: \$0.00

HANDLE SETS SUBTOTAL: \$0.00

Hardware Total: \$0.00

Interior Paint

INTERIOR PAINT



Whole House Interior

Price: **\$0.00** (x) 1

Extended Price: **\$0.00**

↳ 📅 Walls : Willow Springs PPG1007-1 | Ceilings & Trim: Delicate White PPG1001-1 | Paint these colors throughout except where otherwise notated.



Shiplap at Tracy Ceiling

Area: Entry, Study, Family Room, Master Suite & Master Bath

↳ 📅 Delicate White PPG1001-1

Price: **\$0.00** (x) 1

Extended Price: **\$0.00**



Painted MDF Beams

Area: Study & Family Room

↳ 📅 Summer Shadow PPG0996-7

Price: **\$0.00** (x) 1

Extended Price: **\$0.00**



Interior Doors

Area: Whole House

↳ 📅 Summer Shadow PPG0996-7

Price: **\$0.00** (x) 1

Extended Price: **\$0.00**


INTERIOR PAINT SUBTOTAL: \$0.00

Interior Paint Total: \$0.00

Lighting

CABINET




Undercabinet Lights  *Install below all full-height cabinets.*
Area: Kitchen
Price: **\$0.00** (x) 1
Extended Price: **\$0.00**

CABINET SUBTOTAL: **\$0.00**

Lighting

FAN



Ceiling Fan  *Standard Ceiling Fan*
Area: Back Porch
Price: **\$0.00** (x) 1
Extended Price: **\$0.00**



Lehr Fan Distressed Black 80"
Area: Family Room
Id: 310115DBK
Price: **\$0.00** (x) 1
Extended Price: **\$0.00**



52" Lucian Elite Fan Satin Black - Black Blades
Area: Master Suite & Gameroom
Id: 330000SBK
Price: **\$0.00** (x) 2
Extended Price: **\$0.00**

FAN SUBTOTAL: **\$0.00**

Lighting

OTHER



PHOTO
UNAVAILABLE

Lighting Package

Price: **\$0.00** (x) 1

Extended Price: **\$0.00**

↳ Crosby Collection - Black - Install at all standard areas except where otherwise specified.



PHOTO
UNAVAILABLE

Add recessed cans lights

Area: Bedroom 2, Bedroom 3, Bedroom 4, Bedroom 5

Price: **\$0.00** (x) 16

Extended Price: **\$0.00**

↳ 4 at Bedroom 2 | 4 at Bedroom 3 | 4 at Bedroom 4 | 4 at Bedroom 5



PHOTO
UNAVAILABLE

Chandelier

Area: Dining

Id: 52293CGLED

Price: **\$0.00** (x) 1

Extended Price: **\$0.00**

↳ Calters™ Chandelier Linear Light Guide Acrylic Glass Integrated LED 38" - Champagne Gold



PHOTO
UNAVAILABLE

Wall Light

Area: Exterior - Front Elevation

Id: 49120AVI

Price: **\$0.00** (x) 2

Extended Price: **\$0.00**

↳ Camden™ Outdoor Wall Light 2-Light Satin Etched Opal Glass Anvil Iron Finish 19.5"



PHOTO
UNAVAILABLE

Chandelier/Pendant Lights

Area: Kitchen

Id: 52292CGLED

Price: **\$0.00** (x) 3

Extended Price: **\$0.00**

↳ Calters™ Pendant 28.5" LED Foyer 1-Light Light Guide Acrylic Glass (x2) Champagne Gold | Install 2 above kitchen island side by side



Chandelier

Area: Master Bath

Id: 52292BKLED

Price: \$0.00 (x) 1

Extended Price: \$0.00

↳ Calters™ Pendant 1-Light Light Guide Acrylic Glass Size:21" W x 28.5" H- Black Finish



Sconce

Area: Master Bath & Bath 5

↳ Crosby 1 Wall Light Sconce Black | 4 at MB | 2 at Bath 5

Id: 45495BK

Price: \$0.00 (x) 6

Extended Price: \$0.00

OTHER SUBTOTAL: \$0.00

Lighting Total: \$0.00

Mirror Frames

MIRROR FRAMES



Painted Frame

Area: Master Bath & Bath 5

↳ Summer Shadow PPG0996-7

Price: \$0.00 (x) 1

Extended Price: \$0.00

MIRROR FRAMES SUBTOTAL: \$0.00

Mirror Frames Total: \$0.00

Plumbing

DECKMOUNTS



Genta - 908 BL

↳ Master Bath

Price: \$0.00 (x) 1

Extended Price: \$0.00

DECKMOUNTS SUBTOTAL: \$0.00

Plumbing

KITCHEN FAUCETS




Align - 5923 BG
Price: \$0.00 (x) 1
Extended Price: \$0.00

KITCHEN FAUCETS SUBTOTAL: \$0.00

Plumbing

LAVATORY'S



Genta - 6708 BL  2 at Master Bath, 1 at Bath 5, 2 at Bath 2 & 3, 1 at Bath 3 & 4
Price: \$790.00 (x) 6
Extended Price: \$4,740.00

LAVATORY'S SUBTOTAL: \$4,740.00

Plumbing

MISC.




Elongated handicap toilet (ea.)  Master Bath, Bath 5, Bath 2 & 3, Bath 3 & 4
Price: \$290.00 (x) 4
Extended Price: \$1,160.00

MISC. SUBTOTAL: \$1,160.00

Plumbing

OTHER



Freestanding Tub  *Arlow*
Area: Master Bath
Price: **\$0.00** (x) 1
Extended Price: **\$0.00**

OTHER SUBTOTAL: \$0.00

Plumbing


SHOWERS



Genta - 2472 BL  *Master Bath*
Price: **\$390.00** (x) 1
Extended Price: **\$390.00**



Rainshower
Area: Master Bath
Price: **\$0.00** (x) 1
Extended Price: **\$0.00**

 *Moen Matte Black One-Function 10" Diameter Spray Head Rainshower S112BL - Install from ceiling at shower.*

SHOWERS SUBTOTAL: \$390.00

Plumbing

TUB & SHOWER



Genta - 2473 BL  *Bath 5, Bath 2 & 3, Bath 4 & 5*
Price: **\$0.00** (x) 3
Extended Price: **\$0.00**

TUB & SHOWER SUBTOTAL: \$0.00

Plumbing Total: \$6,290.00

Shower Enclosures

SHOWER ENCLOSURES



Frameless Shower Enclosure  *Black Hardware & Clear Glass*

Area: Master Bath

Price: \$0.00 (x) 1

Extended Price: \$0.00

SHOWER ENCLOSURES SUBTOTAL: \$0.00

Shower Enclosures Total: \$0.00

Sinks

KITCHEN



Blanco Silgranit Diamond Super Single - Concrete Gray 442753

Id: OBLSS/442753

Price: **\$1,125.00** (x) 1

Extended Price: **\$1,125.00**

KITCHEN SUBTOTAL: \$1,125.00

Sinks

MASTER BATH



Mirado China Bowl A2115 - White → *INSTALL 2 AT MASTER BATH*

Id: OA2115/1

Price: **\$488.00** (x) 2

Extended Price: **\$976.00**

MASTER BATH SUBTOTAL: \$976.00

Sinks

SECONDARY BATHS



Mirado China Bowl 1519 - White → *INSTALL 2 AT BATH 2 & 3 INSTALL 1 AT BATH 3 & 4*

Id: OMRDOCHINA/1

Price: **\$0.00** (x) 3

Extended Price: **\$0.00**



Mirado China Bowl A2115 - White → *INSTALL AT BATH 5*

Id: OA2115/1

Price: **\$488.00** (x) 1

Extended Price: **\$488.00**

SECONDARY BATHS SUBTOTAL: \$488.00

Sinks Total: \$2,589.00

Stairs

STAIRS



Balusters

Price: \$0.00 (x) 1

Extended Price: \$0.00

↳ Horizontal Bar Style (HB1) - Satin Black



Handrail Stain

Price: \$0.00 (x) 1

Extended Price: \$0.00

↳ MinWax - True Black

STAIRS SUBTOTAL: \$0.00


Stairs Total: \$0.00

Walls


TILE

- Bath 2 Tub Splash
- Bath 3 and 4 Tub Splash

Wall Tile Level 5



Pattern:
Straight Lay Rectangle Vertical
Id:



Grout Color:
AccuColor Plus Grout - #909 Sterling
Id: TACCPL/909

Bath 2 Tub Splash

↳ Tile color: Magnetic 6x18 - Arena (ID: 6BNMA618/AR)

Bath 3 and 4 Tub Splash


↳ Tile color: Magnetic 6x18 - Arena (ID: 6BNMA618/AR)

Area Subtotal(s)


Bath 2 Tub Splash: \$571.23
Bath 3 and 4 Tub Splash: \$598.42

• Bath 5 Tub Splash

Wall Tile Level 7



Pattern:
Straight Lay Rectangle Vertical
Id:



Grout Color:
AccuColor Plus Grout - #909 Sterling
Id: TACCPL/909

Bath 5 Tub Splash

Tile Color: Fascinate 3x12 - Lead (ID: 6BNFL312/LE)

Area Subtotal(s)

Bath 5 Tub Splash: **\$883.08**

• Kitchen Back Splash

Wall Tile Level 18



Pattern:
Full Mosaic Vertical
Id:



Grout Color:
AccuColor Plus Grout - #912 Optic White
Id: TACCPL/912

Kitchen Back Splash


Tile Color: Interest Chevron Mosaic (12x12 Mesh) - Gray/Fawn (ID: 6BNINC/GF)

Area Subtotal(s)


Kitchen Back Splash: **\$2,313.65**

• Master Bath Ceiling

Wall Tile Level 6



Pattern:
Straight Lay
Id:



Grout Color:
AccuColor Plus Grout - #909 Sterling
Id: TACCPL/909

Master Bath Ceiling


↳ Tile Color: Cinema Calacata Gold Rectified 12x24 Polished (ID: 6BNCGR24/PO) *CUT DOWN TO 4X4*

Area Subtotal(s)


Master Bath Ceiling: **\$271.87**

• Master Bath Freestanding Tub Splash • Master Bath Shower Stall to Clg

Wall Tile Level 7



Pattern:
Straight Lay Rectangle Horizontal
Id:



Grout Color:
AccuColor Plus Grout - #909 Sterling
Id: TACCPL/909

Master Bath Freestanding Tub Splash

↳ Tile Color: Cinema Calacata Gold Rectified 24x48 Polished (ID: 6BNCGR48/PO)

Master Bath Shower Stall to Clg

↳ Tile Color: Cinema Calacata Gold Rectified 24x48 Polished (ID: 6BNCGR48/PO)

Area Subtotal(s)

Master Bath Freestanding Tub Splash: **\$294.36**

Master Bath Shower Stall to Clg: **\$2,725.57**

TILE SUBTOTAL: \$7,658.18

Walls Total: \$7,658.18

Windows

WINDOWS



Clear Window
Area: Master Bath
Price: \$0.00 (x) 1
Extended Price: \$0.00



Bronze Window Frames
Area: Whole House
Price: \$0.00 (x) 1
Extended Price: \$0.00

WINDOWS SUBTOTAL: \$0.00

Windows Total: \$0.00

Pattern Detail Report

Stonefield Houston LLC - 10/18/2023 9:52 AM
A VEO Inspired Home


Flooring

TILE


- Bath 2 and 3



Tile Color: Provoke Polished 12x24 - Silver
Id: 6BNPIP124/SI



Pattern: Straight Lay Rectangle Side to Side




Grout Color: AccuColor Plus Grout - #949 Silverado
Id: TACCPL/949


• Bath 3 and 4



Tile Color: Provoke Polished 12x24 - Silver
Id: 6BNPIP124/SI

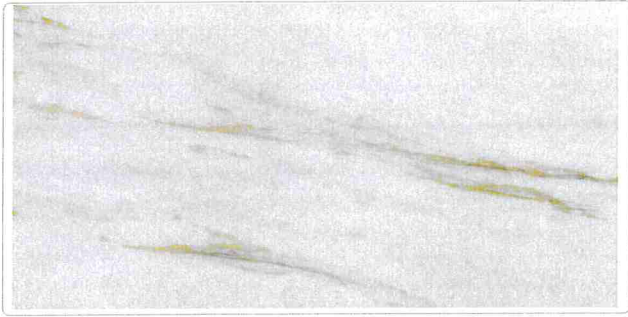


Pattern: Straight Lay Rectangle Front to Back




Grout Color: AccuColor Plus Grout - #949 Silverado
Id: TACCPL/949


• Bath 5



Tile Color: Cinema Calacata Gold Rectified 12x24 - Polished
Id: 6BNCGR24/PO

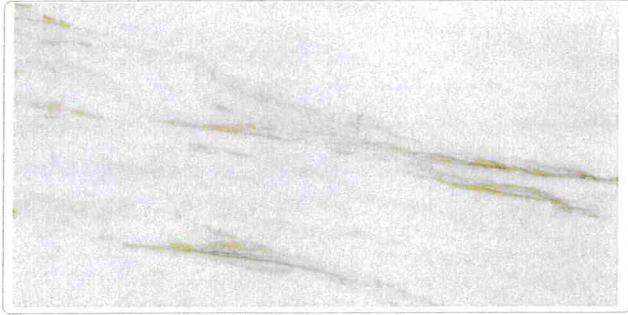


Pattern: Straight Lay Rectangle Side to Side




Grout Color: AccuColor Plus Grout - #909 Sterling
Id: TACCPL/909


• Master Bath



Tile Color: Cinema Calacata Gold Rectified 24x48 - Polished
Id: 6BNCGR48/PO




Pattern: Straight Lay Rectangle Side to Side




Grout Color: AccuColor Plus Grout - #909 Sterling
Id: TACCPL/909

• Master Bath Shower Floor



Tile Color: Admire Chevron TG14E Mosaic (11.02x12.24 Mesh) -
00100 Organza
Id: 6BNTG14E/100

Pattern: Straight Lay




Grout Color: AccuColor Plus Grout - #909 Sterling
Id: TACCPL/909


• Utility



Tile Color: Provoke Unpolished 12x24 - Silver
Id: 6BNPIU124/SI




Pattern: Straight Lay Rectangle Side to Side



Grout Color: AccuColor Plus Grout - #949 Silverado
Id: TACCPL/949

WOOD

- Bedroom 5
- Entry
- Family
- Gameroom
- Hall off Bdrm
- Kitchen/Breakfast
- Master Suite
- Mud Room
- Staircase
- Storage
- Study




Wood Color: Indicator Hickory 6 1/2"-Luckenbach
Id: 3BNFH1LM/FH19807

Pattern: Wood Front to Back


Walls


TILE

- Bath 2 Tub Splash

↳  Tile color: Magnetic 6x18 - Arena (ID: 6BNMA618/AR)

- Bath 3 and 4 Tub Splash


↳  Tile color: Magnetic 6x18 - Arena (ID: 6BNMA618/AR)



Grout Color: AccuColor Plus Grout - #909 Sterling
Id: TACCPL/909




Tile Color:
Id:



Pattern: Straight Lay Rectangle Vertical

• Bath 5 Tub Splash

☰ Tile Color: Fascinate 3x12 - Lead (ID: 6BNFL312/LE)




Grout Color: AccuColor Plus Grout - #909 Sterling

Id: TACCPL/909



Tile Color:

Id:



Pattern: Straight Lay Rectangle Vertical

• Kitchen Back Splash

↳ 📄 Tile Color: Interest Chevron Mosaic (12x12 Mesh) - Gray/Fawn (ID: 6BNINC/GF)



Grout Color: AccuColor Plus Grout - #912 Optic White

Id: TACCPL/912



Tile Color:


Id:



Pattern: Full Mosaic Vertical

• Master Bath Ceiling

↳ 📄 Tile Color: Cinema Calacata Gold Rectified 12x24 Polished (ID: 6BNCGR24/PO) *CUT DOWN TO 4X4*




Grout Color: AccuColor Plus Grout - #909 Sterling

Id: TACCPL/909



Tile Color:

Id:




Pattern: Straight Lay

• Master Bath Freestanding Tub Splash

↳ 📄 Tile Color: Cinema Calacata Gold Rectified 24x48 Polished (ID: 6BNCGR48/PO)

• Master Bath Shower Stall to Clg


↳ 📄 Tile Color: Cinema Calacata Gold Rectified 24x48 Polished (ID: 6BNCGR48/PO)



Grout Color: AccuColor Plus Grout - #909 Sterling
Id: TACCPL/909



Tile Color:
Id:



Pattern: Straight Lay Rectangle Horizontal

Buyer Selections Summary

Stonefield Houston LLC - 10/18/2023 9:52 AM

A VEO Inspired Home

BUYER: Spec Home 1403 Wycliffe	DESIGNER: Emily Neuburger	SALES COUNSELOR: Jeannine Riley	CATALOG DATE: 10/03/2023 1:48 PM	JOB NUMBER:
--	-------------------------------------	---	--	--------------------

ADDRESS: 1403 Wycliffe, Houston, TX 77043

COMMUNITY: Wrenwood Estates	SERIES: Elite Series	PLAN: 3679	ELEV:	LOT / BLOCK:
---------------------------------------	--------------------------------	----------------------	--------------	---------------------

SELECTIONS SUMMARY

TOTAL: \$107,659.20

Appliance	\$0.00
Bath Hardware	\$0.00
Cabinets	\$14,958.00
Countertops	\$13,029.28
Doors and Trim	\$0.00
Electrical	\$0.00
Exteriors	\$0.00
Flooring	
↳ Carpet	\$4,029.44
↳ Tile	\$4,984.72
↳ Wood	\$54,120.58
Hardware	\$0.00
Interior Paint	\$0.00
Lighting	\$0.00
Mirror Frames	\$0.00
Plumbing	\$6,290.00
Shower Enclosures	\$0.00
Sinks	\$2,589.00
Stairs	\$0.00
Walls	\$7,658.18
Windows	\$0.00

Printed Name: _____ Signature: _____ Date: _____

Printed Name: _____ Signature: _____ Date: _____

1403 Wycliffe - Plan 3679 - Elite Series

Flooring Redline Report
STONEFIELD LLC HOUSTON

Plan: 3679
Revision: 08/21/23



Accepted By: _____

Date: _____

1403 Wycliffe - spec Home

STONEFIELD HOMES - HOUSTON
 PLAN: 3679
 GARAGE: RIGHT
 BLUEPRINT DATE: 07/12/2023
 DESIGN DATE: 10/02/2023 MW

KITCHEN 42 W-OMC - 36 CKTP STD

TRIM:

- 3 - TBC96
- 5 - SHOE
- 8 - SCRB
- 6 - CROWN
- 2 - BFDSK33
- 2 - WFR3
- 1 - SYP2X4
- 1 - FL42
- 2 - BES
- 1 - TOP96
- 2 - FFS96
- 1 - HWS96-6

END SKIN:

- 1 - BES
- 1 - WES42
- 2 - TES120

OPTIONAL HARDWARE:

- 21 - DOORS
- 09 - DRAWERS

1-USE WFR3 TO FILL VOIDS AT WALL RETURN, TOP AND BOTTOM

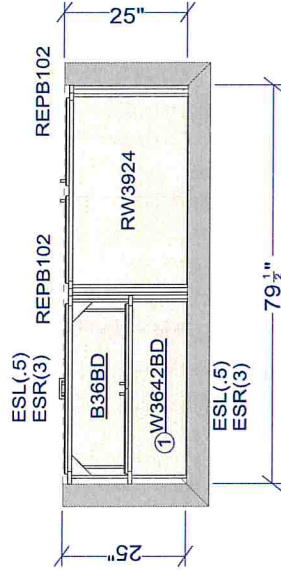
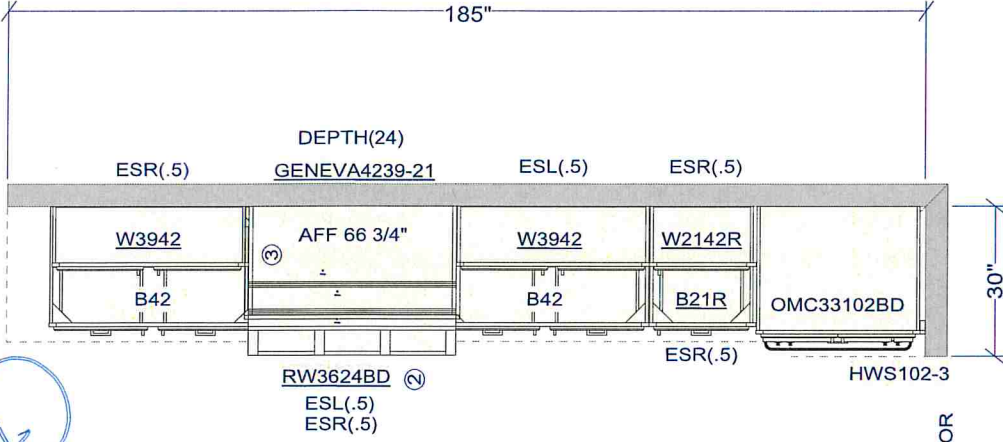
2-BUILD UP RW3624BD WITH SYP2X4 FOR 3 1/2" TOEBASE. PLACE FL42 ON TOP OF RW3624BD FOR RANGETOP SUPPORT AS NEEDED. SKIN SIDES OF OPENING WITH BES SKINS. USE HWS96-6 FILLER TO TRIM OUT TOP FRONT OF RW3624BD TO ALLOW FOR DROP DOWN OF RANGETOP FOR 6 1/4" OPENING HEIGHT FOR DROP DOWN OF RANGETOP. FILLER WILL BE APPROX. 3/4".

3-USE TOP 96 TO FLUSH OUT BEHIND THE 1/2" EXTENDED STILES AT UPPER CABINETS ADJACENT TO THE WOOD HOOD. TRIM OUT BOTTOM OF WOOD HOOD WITH FFS96. FFS96 WILL DIE INTO THE 1/2" EXTENDED STILES.

CUSTOM DEPTH 24" GENEVA HOOD TO BE ORDERED AS SOCI SEPARATELY.

ISLAND CABINETS ON SEPARATE LAYOUT

WALL CONTINUES TO WINDOW

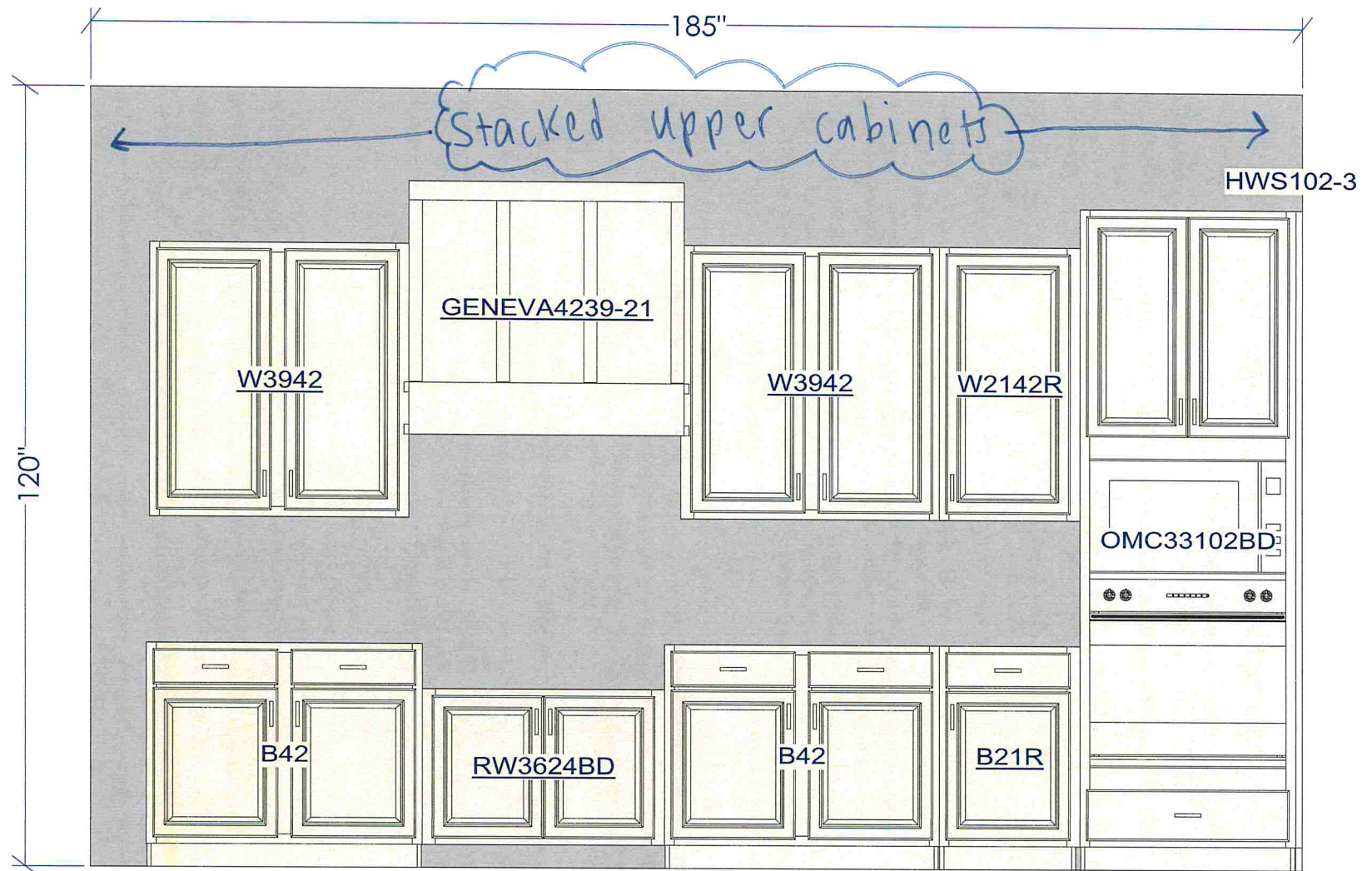


All dimensions .size designations given are subject to verification on job site and adjustment to fit job conditions.



This is an original design and must not be released or copied unless applicable fee has been paid or job order placed.

Designed: 8/10/2023
 Printed: 10/2/2023

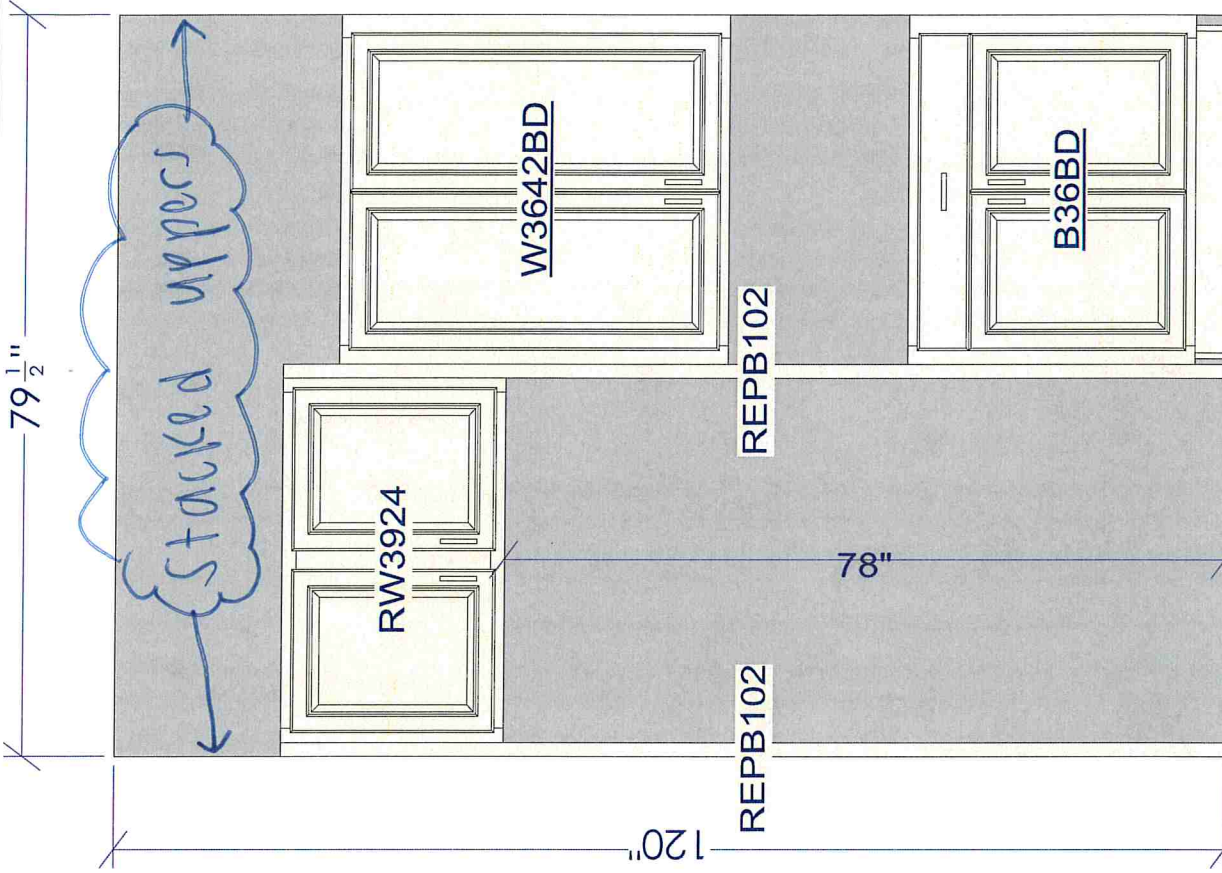


All dimensions and size designations given are subject to verification on job site and adjustment to fit job conditions.



This is an original design and must not be released or copied unless applicable fee has been paid or job order placed.

Designed: 8/10/2023
 Printed: 10/2/2023




All dimensions .size designations given are subject to verification on job site and adjustment to fit job conditions.



This is an original design and must not be released or copied unless applicable fee has been paid or job order placed.

Designed: 8/10/2023
Printed: 10/2/2023



BEUP6

HWS31-3

All dimensions .size designations given are subject to verification on job site and adjustment to fit job conditions.



This is an original design and must not be released or copied unless applicable fee has been paid or job order placed.

Designed: 8/11/2023
Printed: 9/18/2023

92 1/2"

34 1/2"

BMEP3334.5R

BMEP3334.5R

BMEP3334.5R


All dimensions .size designations given are subject to verification on job site and adjustment to fit job conditions.




This is an original design and must not be released or copied unless applicable fee has been paid or job order placed.

Designed: 8/11/2023
Printed: 9/18/2023

B30FHDBD



B24FHDBD




55"

All dimensions .size designations given are subject to verification on job site and adjustment to fit job conditions.



This is an original design and must not be released or copied unless applicable fee has been paid or job order placed.

Designed: 8/11/2023
Printed: 9/18/2023



BWR30

B24FHDBD

55"

All dimensions _size designations given are subject to verification on job site and adjustment to fit job conditions.



This is an original design and must not be released or copied unless applicable fee has been paid or job order placed.

Designed: 8/11/2023
 Printed: 9/18/2023

STONEFIELD HOMES - HOUSTON

PLAN: 3679

GARAGE: RIGHT

BLUEPRINT DATE: 07/12/2023

DESIGN DATE: 09/27/2023 MW

MASTER BATH STD

TRIM:

- 3 - TBC96
- 3 - SHOE
- 3 - SCRB
- 1 - CROWN
- 1 - WFR3-24

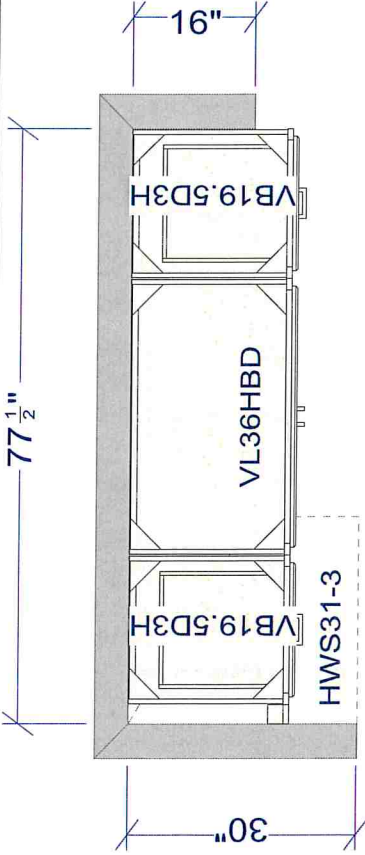
END SKIN:

- 1 - TES96
- 2 - BES

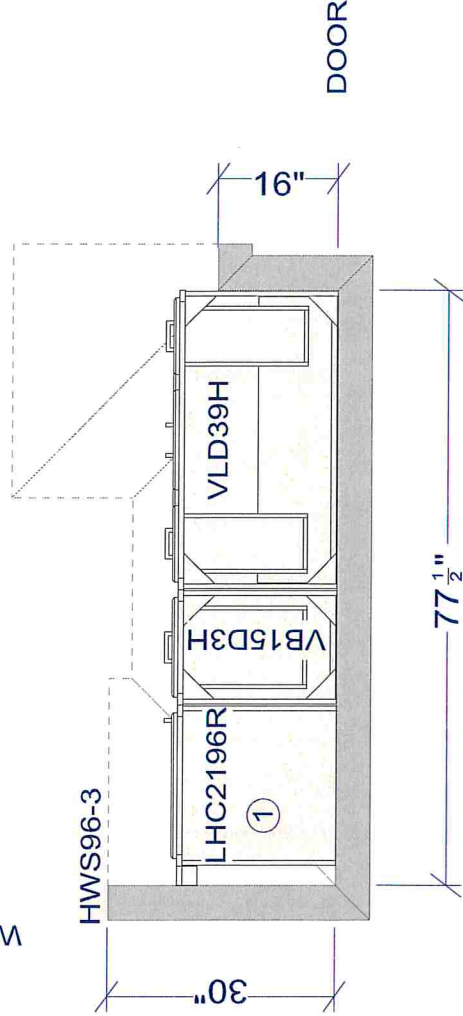
OPTIONAL HARDWARE:

- 06 - DOORS
- 10 - DRAWERS
- 02 - VLD DRAWERS

1-USE WFR3-24 TO FILL VOIDS
AT TOP OF WALL RETURN.



DOUBLE DOOR
WALL CONTINUES TO

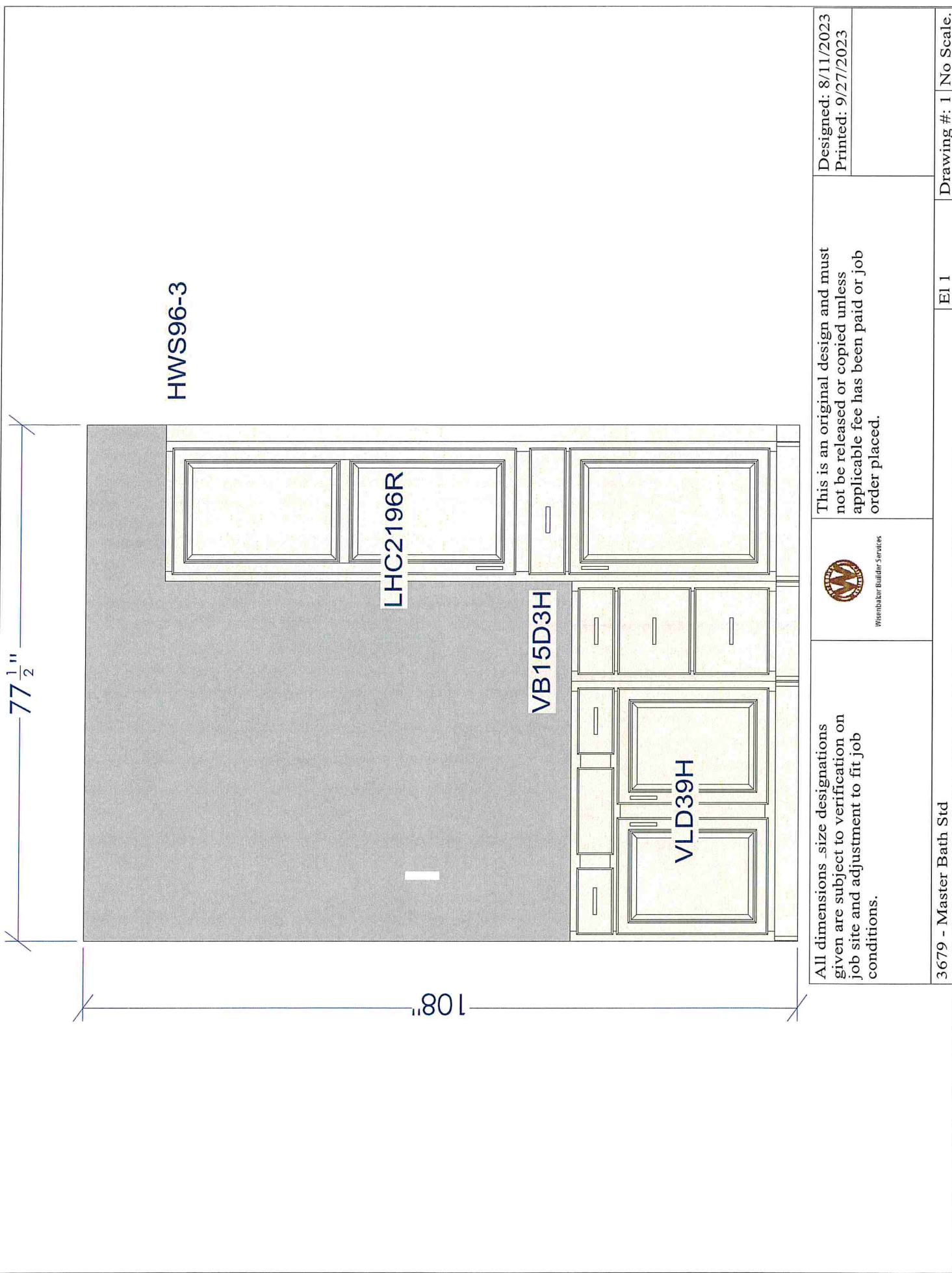


All dimensions .size designations
given are subject to verification on
job site and adjustment to fit job
conditions.




This is an original design and must
not be released or copied unless
applicable fee has been paid or job
order placed.

Designed: 8/11/2023
Printed: 9/27/2023

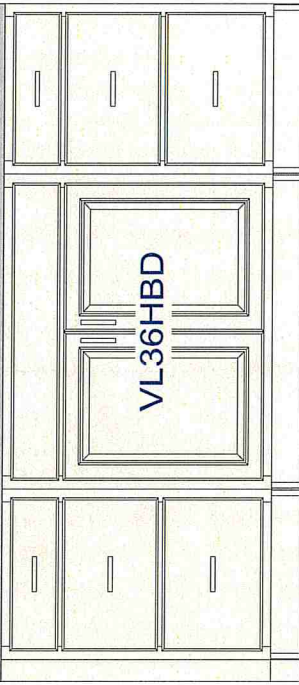


77 1/2"



VB19.5D3H

VB19.5D3H



VL36HBD

108"

HWS31-3

All dimensions .size designations given are subject to verification on job site and adjustment to fit job conditions.



This is an original design and must not be released or copied unless applicable fee has been paid or job order placed.

Designed: 8/11/2023
Printed: 9/27/2023

STONEFIELD HOMES - HOUSTON
 PLAN: 3679
 GARAGE: RIGHT
 BLUEPRINT DATE: 07/12/2023
 DESIGN DATE: 10/02/2023 MW

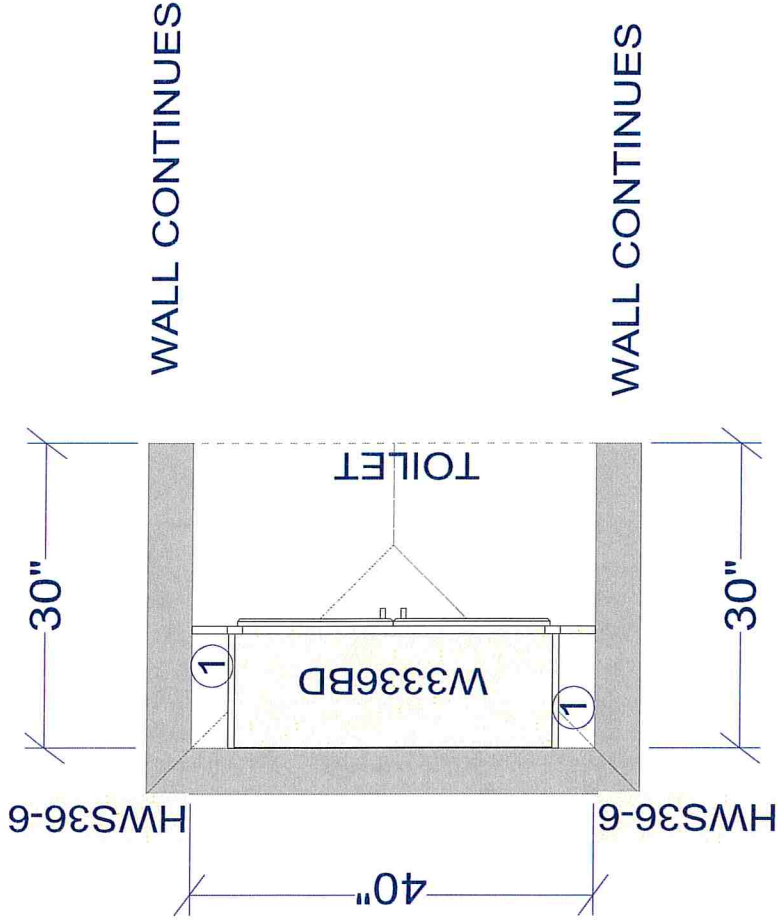
MBATH COMMODE UPPER STD
 2ND FLOOR

TRIM:
 2 - SCRUB
 1 - CROWN
 4 - WFR6
 1 - WES42-15

OPTIONAL HARDWARE:
 02 - DOORS

1-USE WFR6 TO FILL VOIDS
 AT WALL RETURN,
 TOP AND BOTTOM

USE WES42-15 SKIN UNDERNEATH
 W3336BD & TRIM EDGE WITH SCRUB.

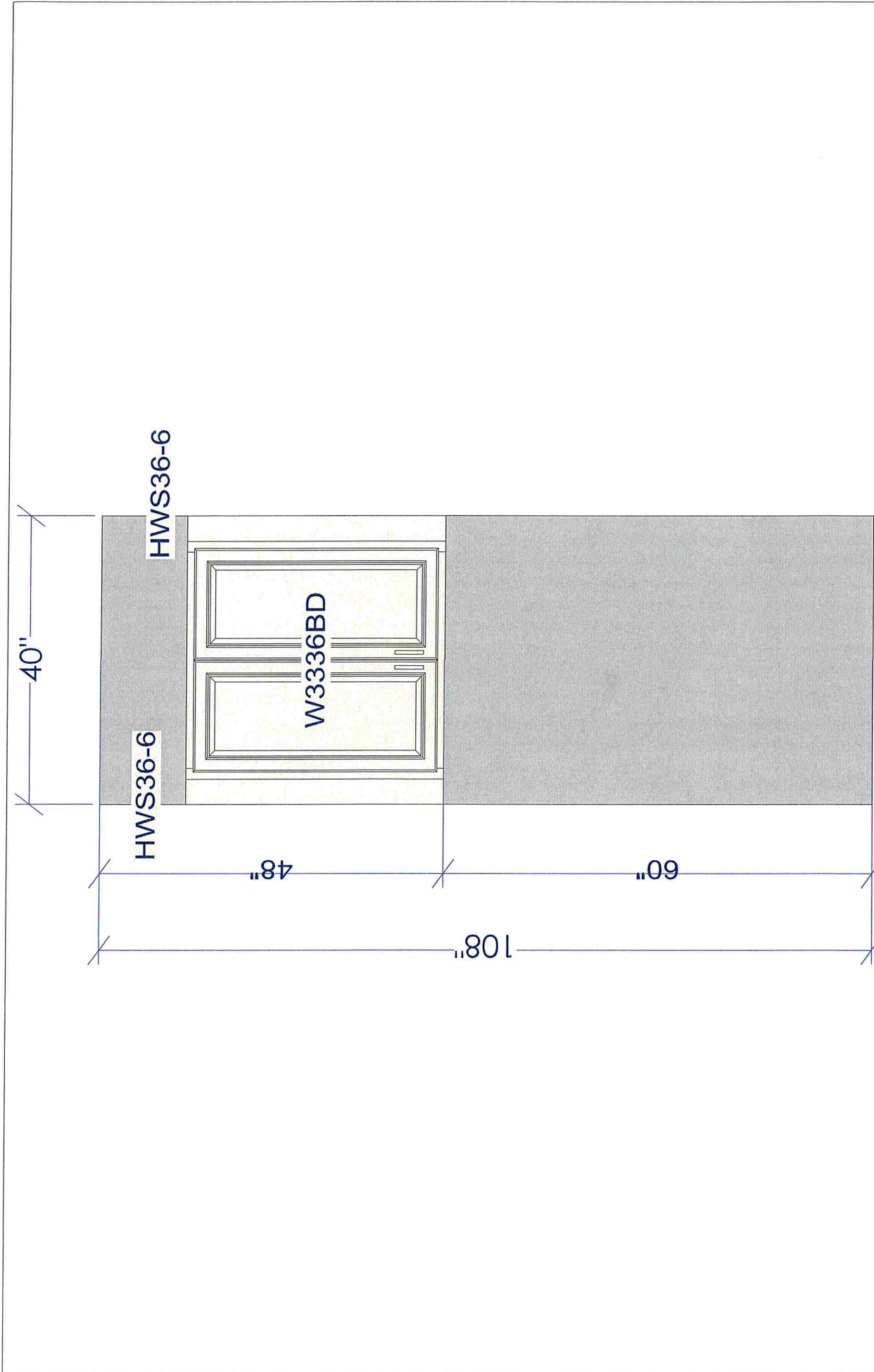


All dimensions .size designations
 given are subject to verification on
 job site and adjustment to fit job
 conditions.



This is an original design and must
 not be released or copied unless
 applicable fee has been paid or job
 order placed.

Designed: 8/11/2023
 Printed: 10/2/2023



All dimensions and size designations given are subject to verification on job site and adjustment to fit job conditions.



This is an original design and must not be released or copied unless applicable fee has been paid or job order placed.

Designed: 8/11/2023
Printed: 10/2/2023

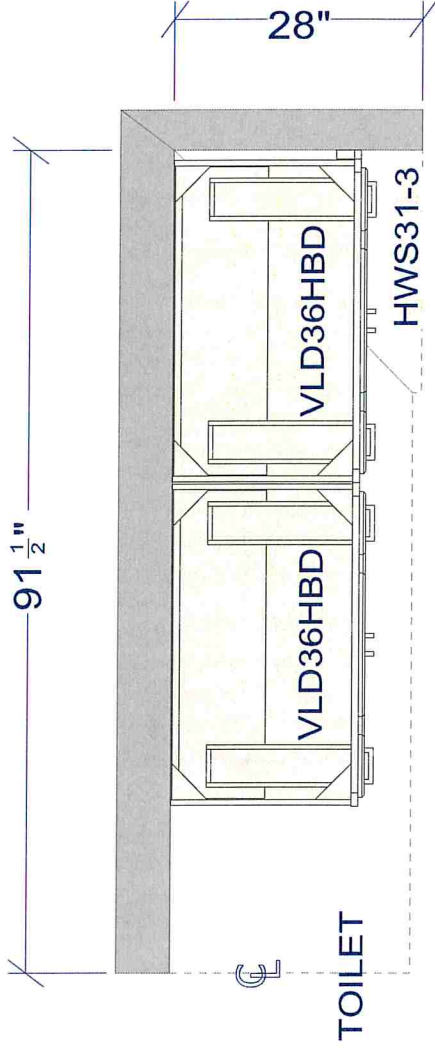
STONEFIELD HOMES - HOUSTON
 PLAN: 3679
 GARAGE: RIGHT
 BLUEPRINT DATE: 07/12/2023
 DESIGN DATE: 09/18/2023 MW

BATH 2 & 3 STD
 2ND FLOOR

TRIM:
 1 - SCRB
 1 - TBC96
 2 - SHOE

END SKIN:
 1 - BES

OPTIONAL HARDWARE:
 04 - DOORS
 04 - VLD DRAWERS



WALL CONTINUES
 TO DOOR

All dimensions .size designations given are subject to verification on job site and adjustment to fit job conditions.

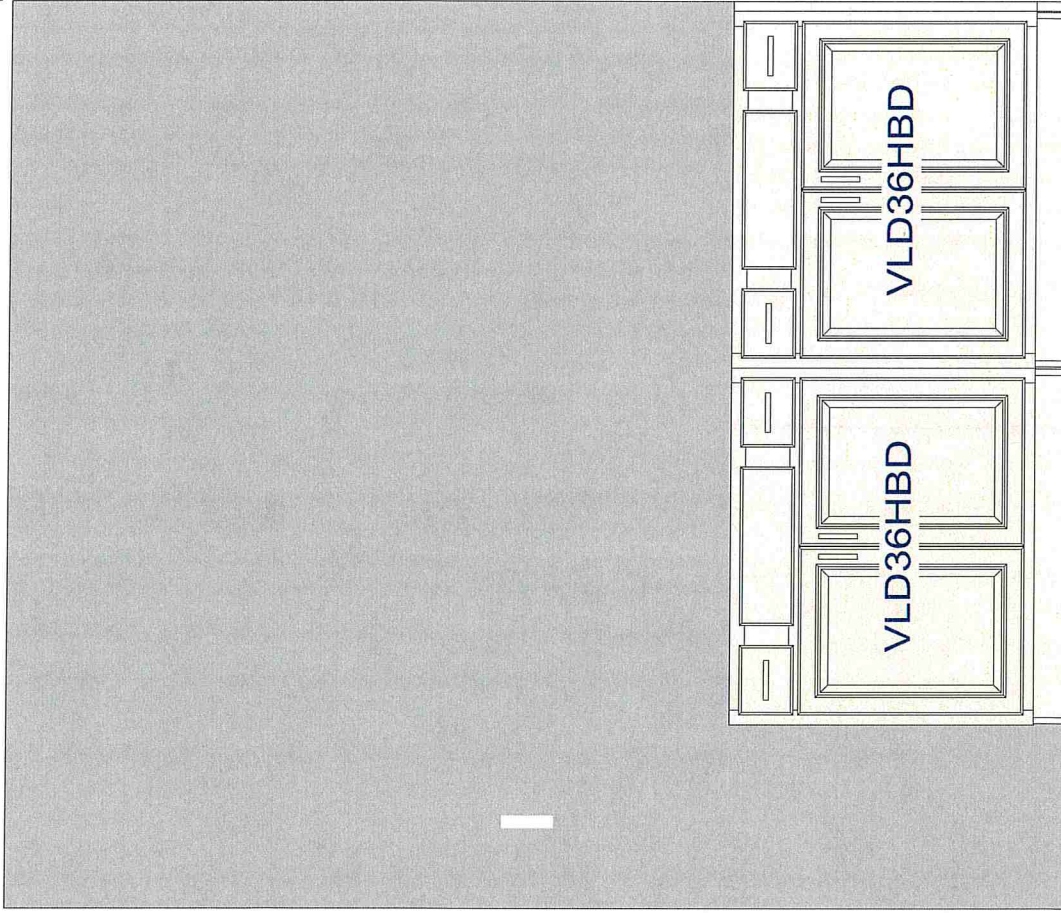


This is an original design and must not be released or copied unless applicable fee has been paid or job order placed.

Designed: 8/11/2023
 Printed: 9/18/2023

91 1/2"

108"



HWS31-3

All dimensions .size designations given are subject to verification on job site and adjustment to fit job conditions.



Wrenbaker Builder Services

This is an original design and must not be released or copied unless applicable fee has been paid or job order placed.

Designed: 8/11/2023
Printed: 9/18/2023

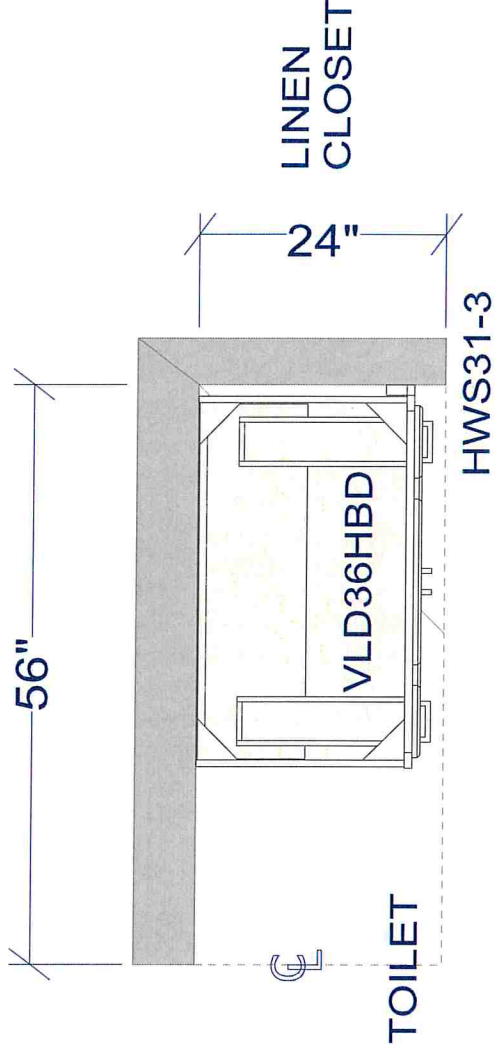
STONEFIELD HOMES - HOUSTON
 PLAN: 3679
 GARAGE: RIGHT
 BLUEPRINT DATE: 07/12/2023
 DESIGN DATE: 09/18/2023 MW

BATH 3 & 4 STD
 2ND FLOOR

TRIM:
 1 - SCRB
 1 - TBC48
 1 - SHOE

END SKIN:
 1 - BES

OPTIONAL HARDWARE:
 02 - DOORS
 02 - VLD DRAWERS

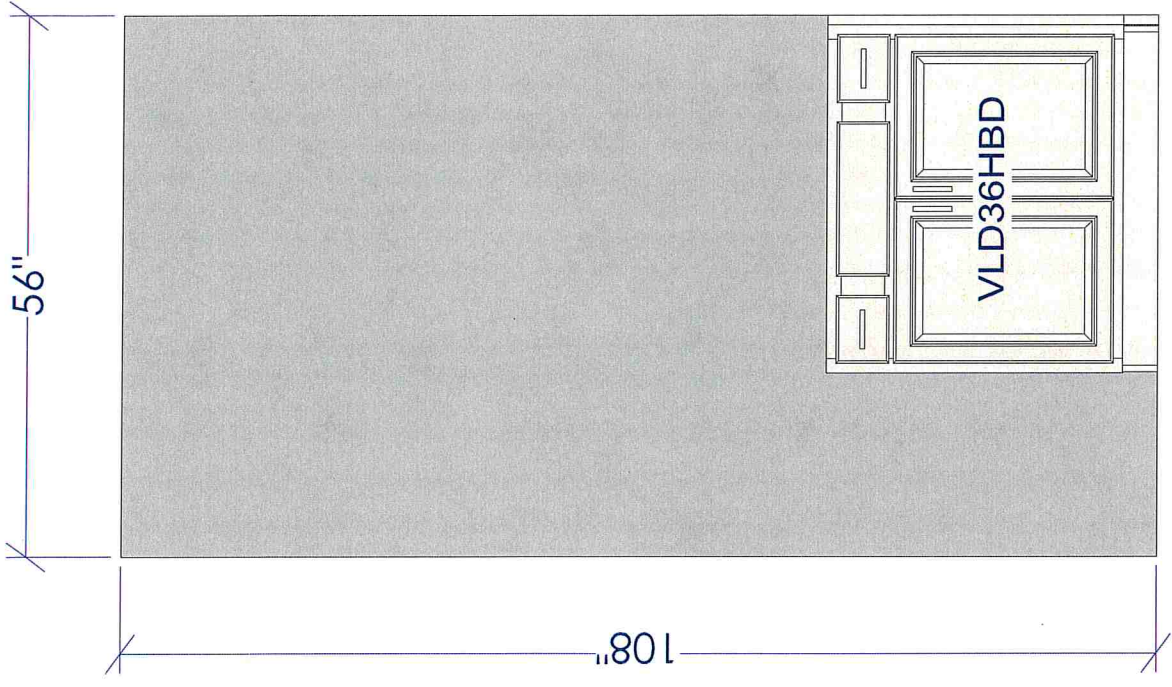


All dimensions _size designations given are subject to verification on job site and adjustment to fit job conditions.



This is an original design and must not be released or copied unless applicable fee has been paid or job order placed.

Designed: 8/11/2023
 Printed: 9/18/2023



All dimensions .size designations given are subject to verification on job site and adjustment to fit job conditions.



HWS31-3

This is an original design and must not be released or copied unless applicable fee has been paid or job order placed.

Designed: 8/11/2023
Printed: 9/18/2023

STONEFIELD HOMES - HOUSTON

PLAN: 3679

GARAGE: RIGHT

BLUEPRINT DATE: 07/12/2023

DESIGN DATE: 09/18/2023 MW

BATH 5 STD

TRIM:

1 - SCRB

1 - TBC48

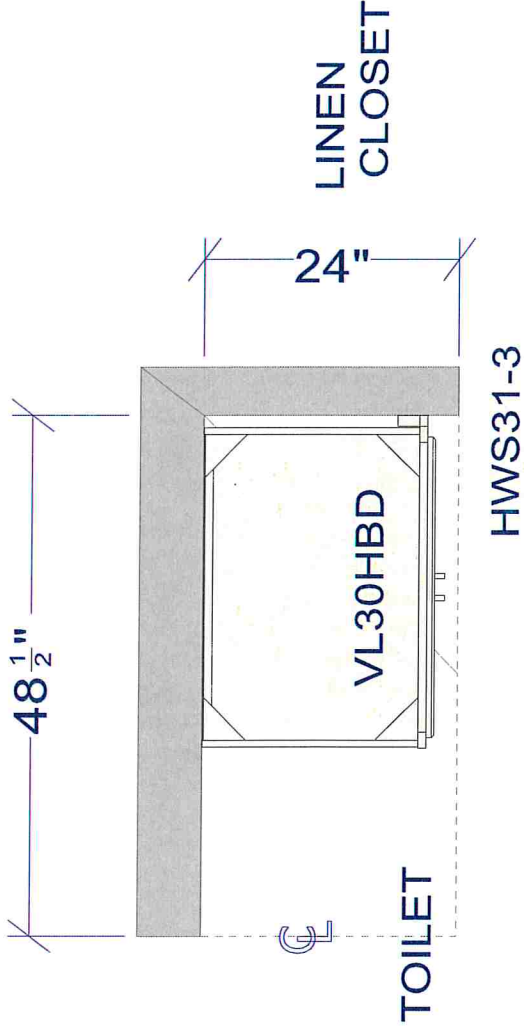
1 - SHOE

END SKIN:

1 - BES

OPTIONAL HARDWARE:

02 - DOORS




All dimensions .size designations given are subject to verification on job site and adjustment to fit job conditions.



This is an original design and must not be released or copied unless applicable fee has been paid or job order placed.

Designed: 8/11/2023
Printed: 9/18/2023



HWS31-3

All dimensions _size designations given are subject to verification on job site and adjustment to fit job conditions.



This is an original design and must not be released or copied unless applicable fee has been paid or job order placed.

Designed: 8/11/2023
Printed: 9/18/2023

STONEFIELD HOMES - HOUSTON

PLAN: 3679

GARAGE: RIGHT

BLUEPRINT DATE: 07/12/2023

DESIGN DATE: 10/02/2023 MW

UTILITY OPT
2ND FLOOR

TRIM:

- 2 - SCRB
- 1 - TBC48
- 1 - SHOE
- 2 - WFR3
- 1 - CROWN

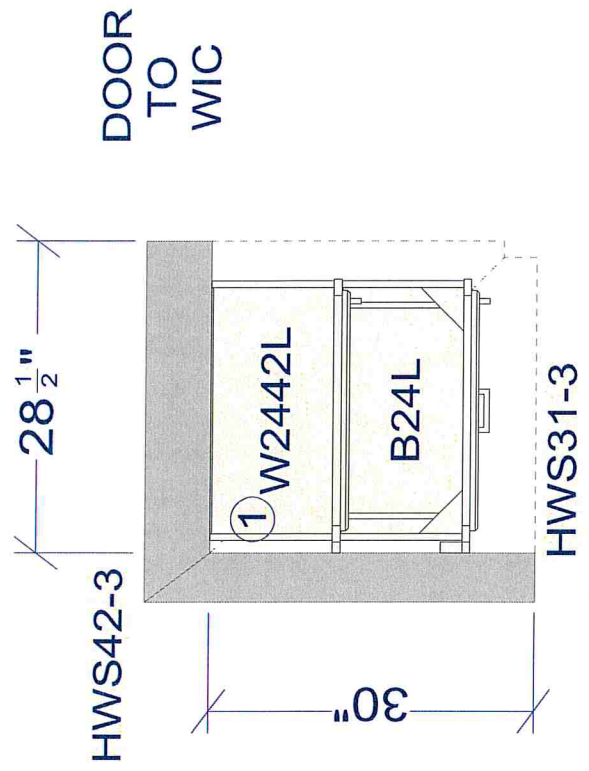
END SKIN:

- 1 - BES
- 1 - WES

OPTIONAL HARDWARE:

- 02 - DOORS
- 01 - DRAWER

**1-USE WFR3 TO FILL VOIDS
AT WALL RETURN,
TOP AND BOTTOM**




All dimensions .size designations given are subject to verification on job site and adjustment to fit job conditions.



This is an original design and must not be released or copied unless applicable fee has been paid or job order placed.

Designed: 8/11/2023
Printed: 10/2/2023



All dimensions .size designations given are subject to verification on job site and adjustment to fit job conditions.



This is an original design and must not be released or copied unless applicable fee has been paid or job order placed.

Designed: 8/11/2023
Printed: 10/2/2023

HWS42-3

HWS31-3

3679 -Utility Opt

EI 1

Drawing #: 1 | No Scale.

FAX:

PHONE:

ADDRESS:

1403 Wycliffe

BUILDER:

Stonefield



WISENBAKER
KITCHEN APPLIANCES, INC.

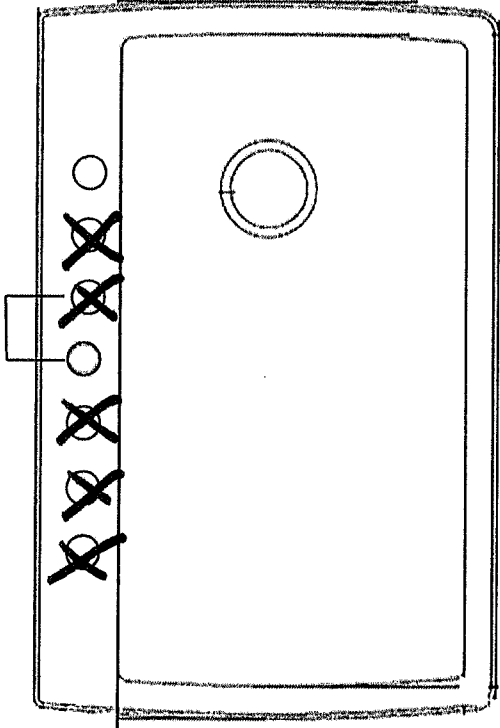
Builder Signature:

Put an "X" in each hole you DO NOT want.

Kitchen

Blanco Silgranit
Diamond Super Single

4"



All Faucet Holes are drilled to 4" centers, unless otherwise specified.



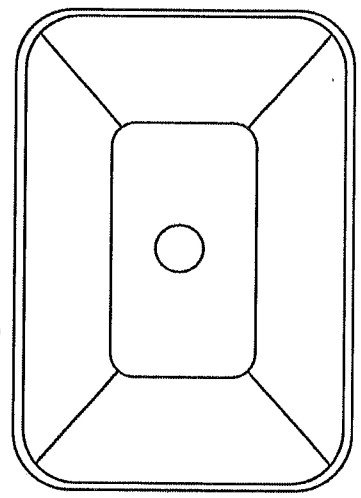
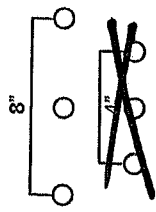
WISENBAKER
NATIONAL PARTNERSHIP

FAX: _____
PHONE: _____
ADDRESS: 1403 Wycliff
BUILDER: Stonefield

Builder Signature: _____

Put an "X" in each hole you **DO NOT** want.

Master Bath
Bath 5
Mirado A2115



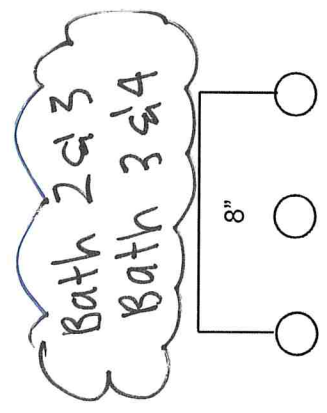
All Faucet Holes are drilled to 4" centers, unless otherwise specified.



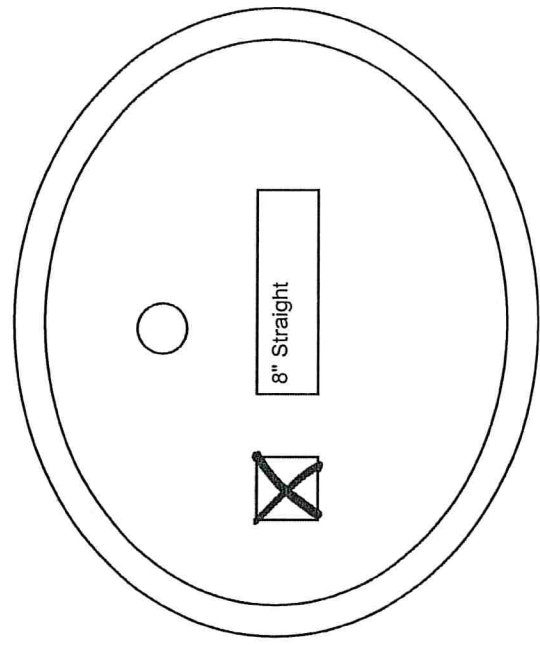
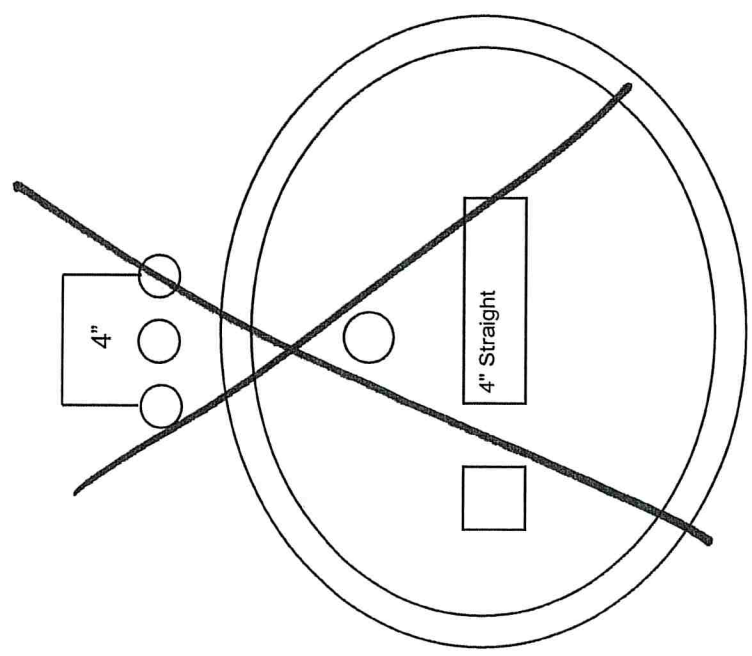
FAX: _____
 PHONE: _____
 ADDRESS: 1403 Wyckoff
 BUILDER: Stonefield

Builder Signature: _____

Put an "X" in each hole you DO NOT want.



Mirado 1519



All Faucet Holes are drilled to 4" centers, unless otherwise specified.

1403 wycliffe - spec Home



Exterior Fixtures - Black

Back porch



Standard Coach Light



Rear/Side Coach Light




Exterior Ceiling Fan



Project Lighting Inc. 3385 Rauch Street, Houston TX 77029
Phone (713) 674-3555 Fax (713) 691-5194




MOTOR FINISH

 Distressed Black

BLADE FINISHES

Distressed Black

 Wet Rated



AIR PERFORMANCE

AIRFLOW
Cubic Ft. Per Minute on High

7744

RPM
Revolutions Per Minute on High

78

POWER USAGE
Watts on High
(Excludes Lights)

33

AIRFLOW EFFICIENCY
Cubic Ft. Per Minute Per Watt

237

SPECIFICATIONS

Performance

CFM (High) 7744
Watts (High) 33

RPM (High) 78
Airflow Efficiency CFM/W (High) 237

Motor Specifications

Amps (High) 0.56
Motor Type DC Brushless

Motor Size DC-165L
Primary Material Steel

Mounting/Installation

Minimum Distance from Fan to Floor 7 feet
Lead Wire Length 78"
Low Ceiling Adaptable No

Interior/Exterior Exterior
Location Rating CSA UL Listed Wet
Max Stem Tilt 18.00

Dimensions

Downrod 1 1.00 OD X 8.00"
Downrod 1 - Measurement B 13.50"
Base Backplate 6.75" DIA
Blade Sweep 80
Width 80.00"

Downrod 1 - Measurement A 19.25"
Downrod 1 - Measurement C 10.25"
Weight 21.98 LBS
Height 19.25"

Light Source

Downlight Option Optional & Coordinating

FIXTURE ATTRIBUTES

Blade Finish & Specs

Blade Finish 1 Distressed Black
Blade Pitch 12
Number of Blades 7

Blade Material ABS
Blades Included Yes

Included Control

Wall Control Included No
Remote Type 371075.00


Remote Included Yes
Limited/Full Function Full Function

MOTOR FINISH



BLADE FINISHES

Silver, Black



Master suite
+
Game room

AIR PERFORMANCE

AIRFLOW
Cubic Ft. Per Minute on High

5356

RPM
Revolutions Per Minute on High

155

POWER USAGE
Watts on High
(Excludes Lights)

72

AIRFLOW EFFICIENCY
Cubic Ft. Per Minute Per Watt

75

SPECIFICATIONS

Performance

CFM (High)	5356	RPM (High)	155
Watts (High)	72	Airflow Efficiency CFM/W (High)	75

Motor Specifications

Amps (High)	0.60	Motor Size	172MM X 20MM
Motor Type	AC Induction	Primary Material	Steel

Mounting/Installation

Minimum Distance from Fan to Floor	7 feet	Interior/Exterior	Interior
Lead Wire Length	78"	Location Rating	CSA UL Listed Dry
Low Ceiling Adaptable	No	Max Stem Tilt	18.00

Dimensions

Downrod 1	1.00 OD X 4.00"	Downrod 1 - Measurement A	14.00"
Downrod 1 - Measurement B	9.75"	Downrod 1 - Measurement C	7.50"
Base Backplate	5.25" DIA	Weight	21.80 LBS
Blade Sweep	52	Height	14.25"
Width	52.00"		

Light Source


Downlight Included	Yes	Downlight Option	Integrated
Dimmable	Yes	Color Rendering Index	80
Kelvin Temperature	3000K	Initial Lumens	1600
Lumens/watt (efficacy)	94.00	Diffuser Description	Etched Cased Opal
Lamp Included	Integrated	# of Bulbs/LED Modules	1

FIXTURE ATTRIBUTES

1403 Wyciifffe - spec Home



Crosby Collection
Available in Nickel, Chrome, Black and Bronze



Hanging Foyer



Island Pendant

Fixtures per plan



Dining Room



Breakfast Room




Project Lighting Inc. 3385 Rauch Street, Houston TX 77029
Phone (713) 674-3555 Fax (713) 691-5194



1403 Wycliffe - Spec Home



Crosby Collection
Available in Nickel, Chrome, Black and Bronze




Bath Vanity

**available in 2-light, 3-light and 4-light

Fixtures per plan



Low Foyer, Bedrooms



Disc Lights - commodity areas



Project Lighting Inc. 3385 Rauch Street, Houston TX 77029
Phone (713) 674-3555 Fax (713) 691-5194



SPECIFICATIONS

Certifications/Qualifications

www.kichler.com/warranty

Dimensions

Base Backplate 4.50" X 7.00"
 Extension 6.25"
 Weight 2.30 LBS
 Height from center of Wall opening (Spec Sheet) 5.75"
 Height 9.25"
 Width 4.50"

Light Source

Dimmable Yes
 Lamp Included Not Included
 Lamp Type A19
 Light Source Incandescent
 Max or Nominal Watt 100.00
 # of Bulbs/LED Modules 1
 Max Wattage/Range 100W
 Socket Type Medium
 Socket Wire 150"

Mounting/Installation

Install Glass Up or Down Yes
 Interior/Exterior Interior
 Lead Wire Length 6"
 Location Rating Damp
 Mounting Weight 1.40 LBS



FIXTURE ATTRIBUTES

Housing

Diffuser Description Satin Etched Cased Opal
 Primary Material STEEL
 Shade Dimensions 4.00" D X 6.75"

Product/Ordering Information

SKU 45495BK
 Finish Black
 Style Contemporary
 UPC 783927568340

Finish Options

- Black
- Brushed Nickel
- Chrome
- Olde Bronze

ALSO IN THIS FAMILY



45496BK




43996BK



43998BK



45498BK



43999BK



45497BK

Master & Bath 5
 Bath

SPECIFICATIONS

Certifications/Qualifications

www.kichler.com/warranty

Dimensions

Base Backplate	5.50" X 19.50"
Extension	7.25"
Weight	7.00 LBS
Height from center of Wall opening (Spec Sheet)	9.75"
Height	19.50"
Width	6.25"

Light Source

Dimmable	Yes
Lamp Included	Not Included
Lamp Type	A19
Light Source	Incandescent
Max or Nominal Watt	100.00
# of Bulbs/LED Modules	2
Socket Type	Medium
Socket Wire	150"

Mounting/Installation

Interior/Exterior	Exterior
Location Rating	Wet
Mounting Style	Wall Mount
Mounting Weight	5.00 LBS

FIXTURE ATTRIBUTES

Housing

Diffuser Description	Satin Etched Opal
Primary Material	Cast Aluminum
Shade Dimensions	4.50" D X 16.75"


Product/Ordering Information

SKU	49120AVI
Finish	Anvil Iron
Style	Lodge / Country
UPC	783927305488

Finish Options

● Anvil Iron

Front Elevation



ALSO IN THIS FAMILY



49121AVI



49119AVI



49122AVI



49123AVI

SPECIFICATIONS

Certifications/Qualifications

ADA Compliant N/A
www.kichler.com/warranty

Dimensions

Base Backplate 8.00" DIA
 Weight 15.00 LBS
 Height 28.50"
 Overall Height 67.20"
 Width 21.00"

Light Source

Delivered Lumens 1450
 Dimmable Yes
 Equivalent Light Source Incandescent
 Expected Life Span (Hours) 40000
 Lamp Included Integrated
 Light Source LED
 Max or Nominal Watt 60.50
 # of Bulbs/LED Modules 1
 Max Wattage/Range 60.50

Mounting/Installation

Interior/Exterior Interior
 Lead Wire Length 114"
 Location Rating Dry
 Mounting Style Stem Hung
 Mounting Weight 15.00 LBS

Photometrics

Color Rendering Index 90
 Delivered Efficacy (Lumens/Watt) 24
 Kelvin Temperature 3000K

FIXTURE ATTRIBUTES

Housing

Diffuser Description Light Guide Acrylic
 Primary Material Steel
 Max Stem Tilt 90 Degrees

Product/Ordering Information

SKU 52292CGLED
 Finish Champagne Gold
 Style Contemporary
 UPC 783927601405

Finish Options

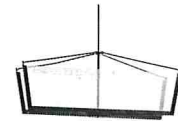
-  Black
-  Champagne Gold



ALSO IN THIS FAMILY



52293CGLED



52293BKLED



52291BKLED



52291CGLED



52292BKLED

x 3 Kitchen pendants
 over island

SPECIFICATIONS

Certifications/Qualifications

ADA Compliant N/A
www.kichler.com/warranty

Dimensions

Base Backplate 8.00" DIA
 Weight 15.00 LBS
 Height 28.50"
 Overall Height 67.20"
 Width 21.00"

Light Source

Delivered Lumens 1450
 Dimmable Yes
 Equivalent Light Source Incandescent
 Expected Life Span (Hours) 40000
 Lamp Included Integrated
 Light Source LED
 Max or Nominal Watt 60.50
 # of Bulbs/LED Modules 1
 Max Wattage/Range 60.50

Mounting/Installation

Interior/Exterior Interior
 Lead Wire Length 114"
 Location Rating Dry
 Mounting Style Stem Hung
 Mounting Weight 15.00 LBS

Photometrics

Color Rendering Index 90
 Delivered Efficacy (Lumens/Watt) 24
 Kelvin Temperature 3000K

FIXTURE ATTRIBUTES

Housing


Diffuser Description Light Guide Acrylic
 Primary Material Steel
 Max Stem Tilt 90 Degrees

Product/Ordering Information

SKU 52292BKLED
 Finish Black
 Style Contemporary
 UPC 783927806435

Finish Options

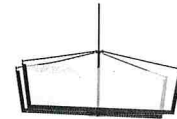
-  Black
-  Champagne Gold



ALSO IN THIS FAMILY



52293CGLED



52293BKLED



52291BKLED



52291CGLED



52292CGLED

Master Bath

SPECIFICATIONS

Certifications/Qualifications

ADA Compliant N/A
www.kichler.com/warranty

Dimensions

Base Backplate 8.00" DIA
 Chain/Stem Length 36"
 Weight 18.00 LBS
 Height 14.50"
 Length 12.00"
 Overall Height 55.25"
 Width 38.00"

Light Source

Delivered Lumens 2400
 Dimmable Yes
 Expected Life Span (Hours) 40000
 Lamp Included Integrated
 Light Source LED
 Max or Nominal Watt 50.00
 Max Wattage/Range 50.00

Mounting/Installation

Interior/Exterior Interior
 Lead Wire Length 114"
 Location Rating Dry
 Mounting Style Ceiling
 Mounting Weight 18.00 LBS

Photometrics

Color Rendering Index 90
 Delivered Efficacy (Lumens/Watt) 54
 Kelvin Temperature 3000K

FIXTURE ATTRIBUTES

Housing

Diffuser Description Light Guide Acrylic
 Primary Material Steel
 Max Stem Tilt 45 Degrees

Product/Ordering Information


SKU 52293CGLED
 Finish Champagne Gold
 Style Contemporary
 UPC 783927807234

Finish Options

-  Black
-  Champagne Gold



ALSO IN THIS FAMILY



52293BKLED



52291BKLED



52291CGLED



52292BKLED




52292CGLED


Dining Room

Tile Shade and Texture Spectrum


STS-Shade and Texture Spectrum




Light STS- The least amount of shade and texture variation attainable in naturally fired clay products.



Moderate STS- Light to moderate shade and texture variation within each carton.



High STS- High shade and texture variation within each carton.



Random STS- Very high shade variation within each carton.

All tile varies some degree from piece to piece, shade to shade, and run to run. We suggest viewing several pieces from pieces from the current run whenever possible.

Tile Color: PROVOKE polished-silver Variation: L (M) H R

Tile Color: Cinema-Calacata Gold Rectified Variation: L (M) H R

Tile Color: Admire Chevron TG14E - Organza polished Variation: L M (H) (R)

Tile Color: PROVOKE unpolished-silver Variation: L (M) H R

Tile Color: Magnetic - Arcna Variation: (L) M H R

Tile Color: Fascinate - Lead Variation: L M (H) (R)

Tile Color: Interest chevron mosaic - Gray/Fawn Variation: L M H (R)

Tile Color: _____ Variation: L M H R

Tile Color: _____ Variation: L M H R

Tile Color: _____ Variation: L M H R

Homebuyer Signature: _____ Date: _____

Design Consultant: Emily Neuburger Date: 10-16-23

BE INFORMED – Ceramic and Porcelain Tiles

Tile is an exceptionally durable floor and wall covering. Tile is a kiln-fired product. As with all fired products, there will be some variation in size and shade. This is an inherent quality of tile and results in varying color and sizing from tile to tile. Please review the series of bullet points below. Your signature at the bottom of this document confirms your acknowledgement and acceptance of the following items:

- Small grout lines show irregularities in tile size. Per the tile manufacturer’s specification, Wisenbaker will only install a 3/16” grout joint width on ceramic and porcelain tiles.
- Grout can stain. Advanced Performance Grout promotes stain resistance but can still stain if not properly cared for.
- Electrical outlets and windows located on the backsplash will interrupt patterns, accents, and grout lines in backsplash tile patterns. The same can be expected on bath wall surrounds. Plumbing fixtures, towel bars and soap dishes can interrupt patterns, accents and grout lines.
- If different tiles are used (for examples, stone and granite, or granite and tile) in a backsplash pattern, it will cause “lipping” (one tile sticking out further than the other) due to the different thickness of each material type.
- Floor, wall, and mosaic tiles do not come with border trim pieces. When putting floor, wall, and mosaic tiles on your wall areas, be aware that you will have exposed edges on the perimeter.
- Please be aware that due to warping in tile, created by the manufacturing process, certain tiles and patterns will show warping inconsistencies more than others. For example, a “broken joint pattern”, also known as a “subway”, “staggered” or “offset” pattern will show warping and “lipping” at the grout joints that can be seen and felt. Also, for example, plank or rectangular shape tiles can also highlight warpage and cause lippage noticeable at grout joints. This is not a sign of a poor installation or manufacturing defect, rather certain pattern layouts will make this natural variation more noticeable. Wisenbaker adheres to the guidelines set forth by Tile Council of North America (TCNA) and ANSI standards regarding acceptable tile lippage and warpage.
- Tiles are not guaranteed against dye lot variations, texture differences, or lack of uniformity in color. Similarly, grout colors are also subject to variations. Often tiles will not have trim available; if it is available, and if it is offered, observable variations between a wall and floor tile and its trim pieces are normal.
- The industry has established realistic guidelines for tolerance levels. Please understand that the samples from which you are selecting are representative of, but not necessarily exactly what will be installed in your home.
- The perception of color, texture, patterns, etc., in a smaller sample may be different when the entire application is grouted and completed. For example, the color may be more or less intense, the texture more or less pronounced, and the shading more or less obvious.
- Manufactures discontinue colors and patterns from time to time. If this occurs, you will be notified that a reselection is required.

Mesh Mounted Mosaic or Listel’s

- As a rule, mesh mounted tile mosaics (whether assembled on sheets or listels) will have noticeable differences in the thickness of the finished grout joints. This is due to the fact that the tile edges are not mechanically finished, which means they will produce more natural variations in grout joint spacing. In addition, all tile has a certain amount of surface or thickness variation from piece to piece as part of the firing process. This can and will create the look of an uneven or crooked installation. Please be aware that these variations should not be viewed as a product defect or the result of an installation error. Please be aware that the overall look of a mesh mounted tile mosaic install will be altered by the addition of the grout required to complete the install.

Refer to www.wbs.com for additional care and maintenance information

Your signature below confirms your acknowledgement and acceptance of the above bullet point items:

1403 Wycliffe - Wrenwood Estates

Address and community where selections will be installed

Homebuyer Signature

Emily Neuburger

Design Consultant Signature

Date

10-14-23

Date

BE INFORMED – Ceramic, Porcelain and Natural Stone Tiles

Tile is an exceptionally durable floor and wall covering. Your signature at the bottom of this document confirms your acknowledgement and acceptance of the following items:

- Small grout lines show irregularities in tile size. Per most tile manufacturer's specification, a 3/16" grout joint width on ceramic and porcelain tiles is most common. Natural Stone tiles can have a slightly smaller grout joint.
- Grout can stain, taking proper care of your grout per the manufacturer's recommendations is a critical component to keeping your grout looking good for a long duration of time.
- Electrical outlets and windows located on the backsplash will interrupt patterns, accents, and grout lines in backsplash patterns. The same can be expected on bath wall surrounds. Plumbing fixtures, towel bars and soap dishes can interrupt patterns, accents and grout lines.
- If different tile materials are used in a backsplash pattern, it will cause "lippng" (one tile sticking out further than the other) due to the different thickness of each material type.
- Floor tile and mosaic tiles do not come with border trim pieces. If you choose a floor tile or mosaic tile for a wall application be aware that you will have exposed edges on the perimeter that might be visible.
- Please be aware that due to warping in the tile, caused by the manufacturing process, certain patterns will show warping inconsistencies more than others. A "broken joint pattern", also known as a "subway", "staggered" or "offset" pattern will show warping and "lippng" at the grout joint that can be seen and felt. This is not a sign of a poor installation or manufacturing defect, rather certain pattern layouts will make this natural variation more noticeable. The tile installer should adhere to the guidelines set forth by Tile Council of North America (TCNA) and ANSI standards regarding acceptable tile lippage and warpage
- Tiles are not guaranteed against dye lot variations, texture differences, or lack of uniformity in color. Similarly, grout colors are also subject to variations. Often tiles will not have trim available; if it is available, and if it is offered, observable variations between a wall and floor tile and its trim pieces are normal.
- The industry has established realistic guidelines for tolerance levels. Please understand that the samples from which you are selecting are representative of, but not necessarily exactly what will be installed in your home.
- The perception of color, texture, patterns, etc., in a smaller sample may be different when the entire application is grouted and completed. For example, the color may be more or less intense, the texture more or less pronounced, and the shading more or less obvious. Manufactures discontinue colors and patterns from time to time. If this occurs, you will be notified that a reselection is required.
- Please be aware that Natural Stone Tiles require significant and special care and maintenance routines. Please refer to the tile manufactures recommended cleaning and sealing guidelines of natural stone tiles.

Mesh Mounted Mosaic or Listel's

- As a rule, mesh mounted tile mosaics (whether assembled on sheets or listels) will have noticeable differences in the thickness of the finished grout joints. This is due to the fact that the tile edges are not mechanically finished, which means they will produce more natural variations in grout joint spacing. In addition, all tile has a certain amount of surface or thickness variation from piece to piece. This can and will create the look of an uneven or even crooked installation. Please be aware that these variations should not be viewed as a product defect or the result of an installation error. Please be aware that the overall look of a mesh mounted tile mosaic install will be altered by the addition of the grout required to complete the install.

Your signature below confirms your acknowledgement and acceptance of the above bullet point items:

1403 Wyliffe - Wrenwood Estates
Address and community where selections will be installed

Homebuyer Signature
Emily Neuburger

Date

Design Consultant Signature

Date 10-14-23

BE INFORMED - Know Your Engineered Wood Floor

In recent years wood flooring, of many different species, has become a favorite. The natural beauty and unique graining of each wood floor makes it a little different and personal. The factory-controlled finish is contamination free and superior to job site application in regards to speed of installation and application of stain and wear layers. Please review the series of bullet points below. Your signature at the bottom of this document confirms your acknowledgement and acceptance of the following items:

- Wood is a natural product and will have variations in color, tone and grain.
- Wood floors will scratch and indent. If you have large pets you may want to carefully consider the use of hard wood floors.
- Natural color change will occur during the aging process of your wood floor. This is called patina.
- High heels will cause indentations on your floor. A 100-pound woman in high heels exerts 1,000 pounds of pressure.
- Use any major flooring manufacturer's cleaner (like Mohawk, Mannington, Bruce, Armstrong) with a dry mopping technique regularly to clean your floors. **DO NOT use Murphy's Oil Soap**, polishes, waxes, or any cleaning products without referring to www.wbs.com for links to manufacturer's maintenance guidelines. **Water and wood floors do not mix. Do not wet mop, damp mop, or steam mop, your wood floors.**
- Hand-scraped wood will look different installed on your floor than installed in the showroom or as a sample. Lighting can affect the overall appearance of the flooring and with darker woods this will be more noticeable. Influencers such as lighting, grain and scraping patterns and finish gloss level may cause the floor to look shiny or glossy in one spot and matte or satin in another. Some boards will be rougher and some smoother. The scraping will be more pronounced and/or deeper in some areas than others. This is natural in a hand-scraped floor and is desirable and is not a defect.
- Engineered wood floors are not sanded on the job site. They are pre-finished, therefore "over boarding" may take place (one plank being slightly higher than another). This is mainly prevalent in square edge products.
- Due to species and staining limitations, stair railings, newel posts, shoe molding, transitions and stair nosing will not match your hardwood floors manufactured finish in exact color or sheen. Please consider this prior to choosing wood for your stairs.
- When transitioning from wood flooring to a different hard surface, like tile or vinyl plank, you will find a threshold transition. This piece of wood transition will be stained to coordinate with the wood floor. The purpose of the transition is to bridge the height difference between the wood and the adjoining surface. Please be aware that the transition will be seen and will not be flush to either flooring surface.
- It's recommended that you maintain the relative humidity inside your home between 40% and 50% with an indoor temperature range of 60 to 80 degrees Fahrenheit. The maximum range for relative humidity is 35% to 55%. Failure to do so could result in damage such as cupping, bowing, splintering, etc.
- The industry has established realistic guidelines for tolerance levels. Please understand that the samples from which you are selecting are representative of, but not necessarily exactly what will be installed in your home. The perception of color, texture, patterns, etc. in a smaller sample may be different when the entire application is completed. For example, the color may be more or less intense, the texture more or less pronounced, and the shading more or less obvious.
- Manufacturers discontinue colors and patterns from time to time. If this occurs, you will be notified that a reselection is required.

Refer to www.wbs.com for additional information.

Your signature below confirms your acknowledgement and acceptance of the above bullet point items:

1403 Wycliffe - Wrenwood Estates

Address and community where selections will be installed

Homebuyer Signature

Emily Neuburger

Design Consultant Signature

Date

10-16-23

Date

BE INFORMED - Know Your Carpet

Carpet is one of the most widely used floor coverings in the country, and for good reason. It is beautiful, durable, and available in many different textures, types and colors. As with all floor coverings, there are characteristics of carpet that you need to know. While **most** Wisenbaker carpets have stain protectors, no carpet is stain proof. Please review the series of bullet points below. Your signature at the bottom of this document confirms your acknowledgement of the following items:

- Seams will be visible. Seams will be more visible in a lighter colored carpet than in a darker one. Seams will be more visible in shorter pile heights than in longer pile heights.
- All carpets shows tracks. We offer some textured carpets that track “less”, but not “track proof”.
- Colors and shades do vary from one dye lot to another.
- Some carpet styles will shed after installation for a period of time. This “fuzz” is normal.
- Use an upright vacuum cleaner for routine cleaning. (at least twice a week under normal use).
- Hot water extraction (steam cleaning) is the industry preferred method of professional cleaning. Insist on truck mounted equipment.
- Application of **stain resist chemical** offered by in home cleaning companies WILL void any stain resist warranties.
- The industry has established realistic guidelines for tolerance levels. Please understand that the samples from which you are selecting are representative of, but not necessarily exactly what will be installed in your home.
- Please be aware that when seaming two different types of carpets together seams will be accentuated due to the seaming together of two types of colors, patterns and pile heights.
- The perception of color, texture, patterns etc. in a smaller sample may be different when the entire application is completed. For example, the color may be more or less intense, the texture more or less pronounced, and shading more or less obvious. Manufacturers discontinue colors and patterns from time to time. If this occurs, you will be notified that a reselection is required.

Refer to www.wbs.com for additional care and maintenance information

Your signature below confirms your acknowledgement and acceptance of the above bullet point items:

1403 Wycliffe - Wrenwood Estates

Address and community where selections will be installed

Homebuyer Signature

Emily Neuburger

Design Consultant Signature


Date

10-10-23

Date

Countertop Hardness Scale

Soft **1** **2** **3** **4** **5** **6** **7** **8** **9** **10** Hard
 TALC GYPSUM CALCITE FLUORITE APATITE MICRO QUARTZ TOPAZ RUBY DIAMOND



Understanding the hardness of the materials chosen for your home and their location is crucial for setting proper expectations for performance and maintenance. The materials offered are given a rating based on the Mohs mineral hardness scale. Materials are recommended for certain areas in the home based on the hardness of each. This information is meant to further elaborate on the information provided in the products individual Be Informed Sheets.

Countertop Material: Marlana Location: Bath 2+3 / Bath 3+4 Hardness: 2 **3** 6.5 7

Countertop Material: Omegastone Location: Bath 5 / MB / utility Hardness: 2 3 6.5 **7**

Countertop Material: Quartzite Location: Kitchen Hardness: 2 3 6.5 **7**

Countertop Material: _____ Location: _____ Hardness: 2 3 6.5 7

Countertop Material: _____ Location: _____ Hardness: 2 3 6.5 7

Homebuyer Signature: _____ Date: _____

Design Consultant: Emily Neuburger Date: 10-16-23

BE INFORMED - Know Your Granite and Quartzite Countertop

Congratulations on choosing granite and/or quartzite for your new countertops. Before you finalize your decision, please read this document to become more familiar with the natural characteristics of these products. Countertops will not be replaced due to any inherent characteristic listed below. Please review the series of bullet points below. Your signature at the bottom of this document confirms your acknowledgement and acceptance of the following items:

- Choose granite and/or quartzite for your countertops if you love the beauty of natural variation within and between counter pieces and are willing to invest some time and energy maintaining its good looks.
- Since granite and quartzite are natural products, with inherent beautiful natural variety, the characteristics of a particular sample will not be uniformly present in other samples of the same color. A sample serves only to indicate, in a general way, the color, markings, and texture (fissures and pits) usually found in a block of granite or quartzite. The samples you view may have been quarried at different times and may come from different areas of the quarry than the slabs used in your home; therefore, the sample will not match and may actually be quite different from the product installed in your home. Color, pattern, texture and veining will also vary from kitchen to kitchen.
- Since granite and quartzite are natural products, characteristics such as color, pattern, texture and veining will vary from kitchen to kitchen. This variety is part of what makes granite so desirable and attractive. Many colors have significant variety within a kitchen, such that individual pieces within a kitchen will vary in shading, coloring and or pattern from each other. The countertops or areas of the countertops will not be replaced due to these variations within or between the pieces of your installation. Artisan granite countertops will have varying texture on the surface, as well as the edge, that will not constitute replacement. If granite tile is used on the backsplash, fireplace or as inserts in the floor or backsplash, it will not match the slab countertops.
- A transparency sheet was used in a demonstration during your selection process to serve as an example of the possible variation in grain, pattern, color and shading that could exist between granite and quartzite pieces in your kitchen and throughout your home.
- Because granite and quartzite are natural materials and quarried from the ground, it contains inherent characteristics:
 - Hairline cracks (caused during the quarrying process and are visible)
 - Fissures (a natural cleft in the formation which are mistaken for a crack)
 - Pits (small crystals that loosen and may fall out during polishing leaving small voids in the surface)
 - Inclusions (areas of stone which do not look like the rest of the stone and may vary in size from small to countertop size).
 - Mineral deposits (minerals like feldspar, mica, quartz, amphibole, and iron are present in granite and quartzite and may manifest visibly as spots and streaks of a variety of color, for example; iron could oxidize creating orange/red spots inside of the stone)
 - Some colors have a "grain" or pattern direction. This grain or pattern will not match at seams, separate counters, or at height changes. Some grains or patterns will change color or appearance, due to different light reflection, when the grain or pattern direction changes.
 - Movement of cabinets, walls or general settling of your home could cause these hairline cracks, fissures or pits to open or become noticeable. The Marble Institute of America deems it appropriate to repair like items during the fabrication and installation process.
- It is impossible to do seamless or seemingly seamless installations of countertops. Granite and quartzite countertop seams can be seen and felt. Artisan countertops will have more seam deviation due to the nature of the textured finish. Granite and quartzite slabs are not always perfectly flat causing some seams to be uneven from front to back. Granite and quartzite slabs frequently vary in thickness from one end to another +/- 1/8". When this occurs, the thicker slab will be feathered to match the thinner slab at the edge seam location.
- Because granite and quartzite are quarried material and slabs will vary in size, usually measuring 113" x 68" or larger. However, due to the inconsistencies of quarried natural stone, these dimensions cannot be guaranteed. Granite and quartzite countertops in your home will almost certainly have a seam if they measure larger than 113 x 68", and may have a seam if they are 113 x 68" or smaller. When necessary, seams will be present in your countertops and may be located in the cook-top cutouts. Seam locations will vary from house to house and homes of the same model may not have seams in the same location. Seam locations will not be reviewed or guaranteed. Overhangs in excess of 12" require corbels, posts or other support installed by the builder.
- Being porous, traditional unsealed granite and quartzite countertops may absorb many types of liquids and are prone to staining. To resist stains, all TrustPoint™ Granite and quartzite countertops are sealed with the **StainShield-15™** sealer. This proprietary stain technology is incorporated into all TrustPoint™ Granite and quartzite slabs during the production process. **StainShield-15™** makes your granite and quartzite countertops low maintenance and easier to clean (consult regular Care & Maintenance information). Unlike most granites and quartzite, TrustPoint™ Granite with StainShield-15™ protection does not require yearly sealing for up to 15 years and carries a 15 year Limited Stain Warranty (consult Warranty document).
- The polished finish of Granite and quartzite is very durable and natural, no topical coating is applied, however, it can be scratched with other household items. The finish may be dulled with the application of unapproved cleaning agents and general wear. Absolutely do not use abrasive cleansers (such as Comet, Ajax, Soft Scrub, Bon Ami etc.,) on stone surfaces and avoid other cleaners not specific for granite and quartzite. Test any new cleaner on a small out-of-the-way area before using on the countertop. Do not set any hot items directly on your countertop surface. It is always best to use a cutting board, trivets and hot pads to protect your countertop surface.

Your signature below confirms your acknowledgement and acceptance to the above bullet point items:

Address and community where selections will be installed: **1403 wydiff - Wrehwood Estates**

Homebuyer Signature Emily Neuburger
Design Consultant Signature _____

Date 10-10-23
Date _____

BE INFORMED - Know Your OmegaStone™ Countertop

Congratulations on choosing OmegaStone™ for your new countertop. OmegaStone™ combines natural quartz with man-made materials, creating a unique countertop surface. With the correct care and maintenance, you can expect high quality performance out of your OmegaStone™ countertop material. Countertops will not be replaced due to any inherent characteristics listed below. Please review the series of bullet points below. Your signature at the bottom of this document confirms your acknowledgement and acceptance of the following items:

- Like quarried stone, OmegaStone™ has particulate concentrations and color variations. These concentrations and color variations are natural and add to the unique character of OmegaStone™. The perception of color, texture, patterns, etc. in a smaller sample may be different when the entire application is completed. For example, the color may be more or less intense, the particulate concentrations more or less pronounced, and the shading more or less obvious.
- Manufacturers discontinue colors from time to time. If this occurs, you will be notified so you may select another color.
- A transparency sheet was used in a demonstration during your selection process to serve as an example of the possible variation in grain, pattern, color and shading that could exist between OmegaStone™ pieces in your kitchen and throughout your home.
- Like quarried stone, it is impossible to do a seamless or a seemingly seamless installation of OmegaStone™. OmegaStone™ countertop seams and lamination lines are visible and can be felt. Countertop seams will be flush +/- 1/32" (the thickness of a credit card). Textured OmegaStone™ surfaces will have a much higher degree of deviation along the seams due to the designed unevenness of the material. Many colors have significant variety between pieces within a room, such that individual pieces within a room will vary in shading, coloring, directional movement, and pattern from each other. Please note that patterns and shading variation at seamed locations will show more in this application due to the seaming of two pieces of countertop material coming together. The countertops or areas of the countertops will not be replaced due to these variations within or between the pieces of your installation.
- The size of a piece of OmegaStone™ is typically 118" x 54", so measurements which exceed these dimensions will always have a seam, and measurements of smaller dimensions might also have a seam. Seam location will vary house to house and homes of the same floor plan might not have the seams in the same location. Seam location will not be reviewed or confirmed. Large countertop areas, such as an island, will potentially have more seams than quarried stones due to its size limitations.
- To clean OmegaStone™, a damp cloth is usually all you need. To clean up sticky spots, a little liquid detergent can help (for example: Blue Dawn dish soap). As with any countertop, it makes sense to clean up spills as soon as you can. OmegaStone™ countertops are subject to surface staining when proper care and maintenance is not followed. Surface staining is not warranted under the OmegaStone™ 10-year material warranty.
- To remove stubborn or dried spills we recommend using Bar Keeper's Friend, Formula 409, Greased Lightning, or Lysol. For very stubborn stains, a white scrub pad such as Scotch-Brite can be used without damaging your countertop. OmegaStone™ countertops are subject to surface staining when daily proper care and maintenance is not followed. Surface staining is not warranted under the OmegaStone™ 10-year material warranty. For added countertop surface protection, please consider using a quartz countertop surface protectant, like a Tenax Quartz Shield, applied annually.
- Avoid abrasive cleansers containing high alkaline/ph levels. Liquid bluing, nail polish remover and oil soaps also can damage your OmegaStone™ countertop. Avoid using chemicals which contain methylene chloride or trichlorethane, such as paint remover or furniture strippers. Also, avoid highly acidic cleaners (for example: vinegar, or any vinegar-based solution) and food contact with your countertop, as it can cause the surface to etch.
- Do not use your countertop surface as a cutting board. Do not set any hot items directly on your countertop surface. It is always best to use a cutting board, trivets, and hot pads to protect your countertop surface.
- Depending on the OmegaStone™ color selected, please note that there is a noticeable difference in thickness of 2CM OmegaStone™ at certain areas. This is most noticeable at sink cutouts and around slide in range. 2CM OmegaStone™ will have a 4CM edge around finished edge areas only. This edge will have a visible lamination line, highlighting where the additional material was added to create the 4CM thick edge.
- OmegaStone™ is produced for interior applications only.
- Dark colors can require more maintenance due to fingerprints, cleaning streaks, dried water spots, surface finish variations, etc., can be more visible than on other colors. Lighter colors of OmegaStone™ can also require more maintenance due to being more susceptible to showing surface stains. Please take great care in the daily care and maintenance of your OmegaStone™ countertop.
- Overhangs in the excess of 12" require corbels, posts, or other supports to be installed by the builder.

Refer to www.wbs.com for additional care and maintenance information

Your signature below confirms your acknowledgement and acceptance of the above bullet point items:

Address and community where selections will be installed: 1403 Wycliffe - Wrenwood Estates

Homebuyer Signature
Emily Neuburger
Design Consultant Signature

Date
10-10-23

BE INFORMED - Marlana Engineered Marble - Bathroom Only Countertop Applications

Congratulations on choosing Marlana Engineered Marble for your new bathroom countertops. Before you finalize your decision, please read this document to become more familiar with the characteristics of this product. Countertops will not be replaced due to any inherent characteristics. Please review the series of bullet points below. Your signature at the bottom of this document confirms your acknowledgement and acceptance of the following items:

- Marlana Engineered Marble is comprised mainly of natural marble. Marble is a calcareous stone and is acid sensitive. Calcareous stones are readily dissolved in acid; therefore acidic products, such as lemon or tomato juice should not be used on marbles. Additionally, take care not to leave contact solution, toothpaste, acne medications, make up removers, and nail polish removers and on the stone. These substances may cause the stone to etch - the surface finish will dull and change texture.
- The perception of color, texture, patterns, etc. in a smaller sample may be different when the entire application is completed. For example, the color may be more or less intense, the particulate concentrations more or less pronounced, and the shading more or less obvious.
- A transparency sheet was used in a demonstration during your selection process to serve as an example of the possible variation in grain, pattern, color and shading that could exist between Marlana pieces in your home.
- To clean Marlana Engineered Marble, a damp cloth is usually all you need. To clean sticky, stubborn spots or residue, a little neutral pH cleaner can help. Dish soap and water, a 50-50 mix of alcohol and water or spray on cleaners, such as Ammonia-Free Windex, will work well.
- Avoid abrasive cleaners containing high alkaline/pH levels and highly acidic or low pH chemicals. Always avoid using chemicals which contain methylene chloride or trichlorethane, such as paint remover or furniture strippers. As with any surface, it is always best to clean up any spills and residue as soon as you can.
- Like quarried stone, Marlana Engineered Marble seams are visible and can be felt. While the maximum size of a piece of Marlana Engineered Marble is 62"x95", seam placements will vary and runs are NOT guaranteed to be full sheets. When a filler piece is used, for any reason, the filler piece will be no smaller than 3" wide. The overall thickness of the Marlana material is 5/8" thick with a +/- 1/16" variance, please keep this in mind when selecting the finished edge treatment of your Marlana countertop. Vertical seams in your bathroom vanity wall backsplash will not align with seams on your horizontal countertop.
- To accomplish radius applications such as tub skirts, tub splashes, etc. VERTICAL strips will be installed approximately 4" wide and beveled to allow us to make the radius.
- Marlana Engineered Marble does have the potential to burn, so hot electrical devices commonly used in the bathroom (i.e., curling irons, etc.) should not be set directly on Marlana countertops.
- Marlana Engineered Marble is sealed with a penetrating sealer to help prevent the absorption of stains into the stone. Due to the high marble content in Marlana Engineered Marble, it is very important that significant care should be taken to keep the surface both stain and etch free. It is recommended that all surfaces be resealed on frequent basis – every 3 to 6 months. In the event your Marlana countertop surface is showing etching, please consider spot treating with an etch remover appropriate for marble countertops, like MB-11 Touch Up Etch Remover Polishing Powder.

Refer to www.wbs.com for additional care and maintenance information

Your signature below confirms your acknowledgement and acceptance of the above bullet point items:

1403 Wycliffe - Wrenwood Estates

Address and community where selections will be installed

Homebuyer Signature

Emily Neuburger

Date

10-14-23

Design Consultant Signature

Date

BE INFORMED

Wisembaker Cabinetry

Congratulations on choosing Wisembaker cabinetry for you new home. Please read this document to become more familiar with the natural characteristics of this product. Please initial after each item and sign at the bottom. Please review the bullet points below. Your signature at the bottom of this document confirms your acknowledgment and acceptance of the following items:

- Wisembaker cabinets are subject to the natural variations in shade, grain density, and grain pattern, that is inherent in any natural-material product. These variations may manifest between individual panels and parts, as well as within a single door panel. While Wisembaker strives for the highest degree of consistency in our products, slight variation is an intrinsic quality of any natural material.
- In addition to variations in the natural material, slight variations may occur in color and/or shade of the stain or paint finish. This is a result of each species individual characteristics regarding absorption and surface adherence, and which lend themselves to variation in finish. The surface finish will also vary as light reflects off the surface. Cabinetry installed at different angles (like trim) or on different areas of a wall will be subject to light refraction causing some variation in color. Wisembaker's strict guidelines are proven to produce one of the most consistent products on the market, but slight variations are to be expected, and do not warrant replacement of the cabinet or component.
- Painted cabinets, especially those selections lighter in color, may have seams, joints, miters or other general joinery which are more apparent than those of darker cabinet finishes. Shoe molding is not caulked at joints and miters, so these joints may be more visible as well.
- In our cabinet program offering solid MDF door material. The door styles made out of this material have a profile created by using CNC machinery to route out the profile. This process on the MDF door will leave roughness in the profile areas of the door.
- End grain surfaces, such as where perpendicular pieces of wood meet on door panels or drawer fronts, due to pore structure, allow stain to be absorb more than other surfaces and often appear darker. This is a natural reaction and potential variances cannot be prevented.
- As wood is subject to natural expansion and contraction, driven by environmental factors such as temperature and humidity, slight imperfections in the finish of the cabinet may appear at panel joints. This is a natural occurrence, and in no way compromises the structural integrity of these joints.
- Some species of wood contain natural irregularities that serve to create a unique finished look. Such irregularities may include mineral streaks, opened or split grains as a result of minerals being extracted from the soil, as well as knots, which represent the location of a side branch from the main tree trunk body. These are not imperfections, but naturally occurring characteristics, and are not basis for replacement of the cabinet or component.
- Checks: a "check" is usually a long crack that appears parallel to the grain as the sapwood shrinks around the heartwood (the center of the tree) during the drying process. Checking does not affect the structural properties of a piece of wood, it adds character to the cabinet's finish and is not basis for replacement of the cabinet or component.
- Environmental factors can affect the finish and appearance of wood cabinetry, and can potentially alter its look in several ways. These variations are considered to be caused by exposure to the environmental conditions listed above, and as such, are not covered under any warranty expressed by Wisembaker Builder Services
 - Wood ages naturally, and as it does so, the finish may change or darken over time due to environmental factors such as interior lighting, sunlight, and humidity.
 - Exposure to tobacco smoke will cause discoloration of the finish and will be especially noticeable on white paint and light-colored stains.
 - Heat and/or steam emitted by stove/cooktops, during even normal operation, may cause cabinets to warp, split, or crack.
 - Foods and/or cooking oils may cause permanent discoloration if left in contact with cabinets for prolonged periods of time.
- Cabinet doors are known to warp after installation in new construction homes. The allowable tolerance for warpage for a single panel door is 1/8" and multiple panel doors are allowed up to a 3/16" warpage tolerance. Allow at least 2 seasonal changes in the home for the wood to properly acclimate. We also highly recommend keeping your home at 30-50% relative humidity to help minimize the moisture effect on the cabinets.
- Many door styles come with a five piece drawer front, as opposed to a slab front. This appearance is achieved by wrapping four pieces of frame material around a center panel. While adding a unique appearance to the product, this look is subject to some dimensional constraints:
 - Flat panel style drawer fronts shorter than 8" OR narrower than 5 1/2" will receive slab drawer fronts
 - Raised panel drawer fronts shorter than 8" OR narrower than 6" will receive slab drawer fronts
- Wisembaker offers a wide range of cabinet options to fit the needs of the Homebuyer. Many of these options, like the waste basket pull-out, take the place of an existing cabinet. Other options, such as Full Overlay door styles, require extra fillers to be designed into the cabinet layout to allow for articulation of doors located in corners or against walls. These options may change the sizes and/or configuration of your cabinets and your layout may look different than originally designed.
- Any vanity sink cabinet will require knobs in lieu of pulls for their working drawers when the drawer is 8 1/2" wide or less. Based on the size of the drawer fronts, the pulls (hardware requiring two holes) are larger than the drawer front will accommodate.

Refer to www.wbs.com for additional care and maintenance information

Your signature below confirms your acknowledgement and acceptance of the above bullet point items:

1403 Wycliffe - Wrenwood Estates

Address and community where selections will be installed

Homebuyer Signature

Date

Emily Neuburger

10-16-23

Design Consultant Signature

Date