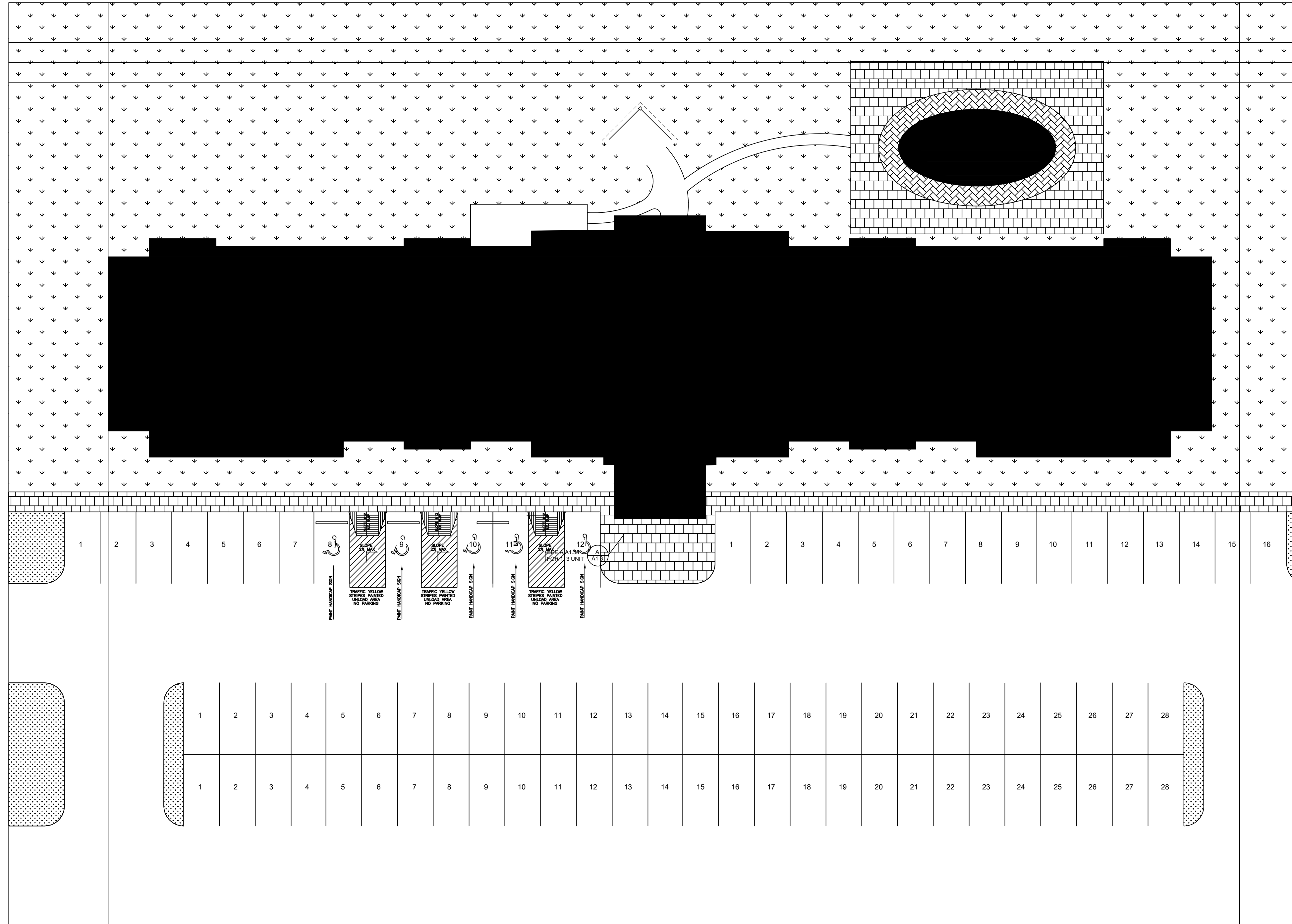




HINMAN STREET



1

# SITE PLAN

SCALE: 1/16

OWNER:  
INCI AKPINAR


PROJECT NUMBER:  
TPP/2220/AKPINAR

PROJECT TITLE:  
CANDLEWOOD SUITES  
CITY OF HOUSTON, TEXAS


PROPOSED  
CANDLEWOOD SUITES  
HINMAN STREET  
HOUSTON, TEXAS

ATRIUM DESIGN & MANAGEMENT  
COPYRIGHT

Copyright ATRIUM DESIGN & MANAGEMENT  
All Rights Reserved. The Duplication, Reproduction,  
Copying, Sale, Rental, Licensing or any other  
distribution or use these drawing, any portion  
thereof, or the plans depicted herein is Strictly  
Prohibited unless expressly authorized in writing  
by Atrium Design & Management.  
ADM is not be held responsible for the structural  
and architectural design in any way or matter.



COMPANY:



ATRIUM DESIGN & MANAGEMENT  
25600 Westheimer Pkwy Ste 110  
KATY, TX 77494  
(713) 532-6000  
www.atriumdm.com

CONSULTANT  
ISA TAN  
525 W 24TH STREET #2161  
HOUSTON, TX 77008  
(832) 973-0141  
TPBE F-19419

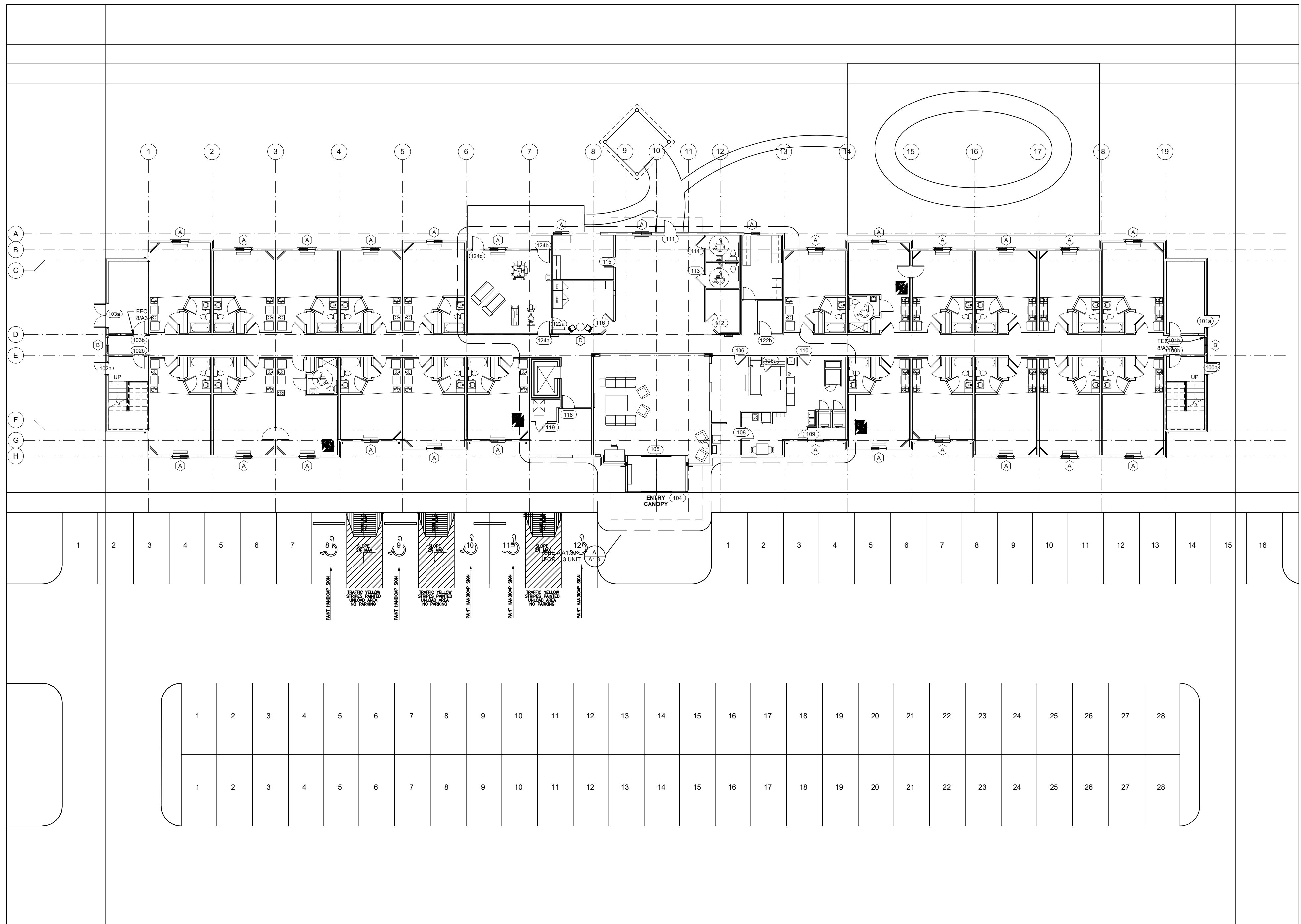
### REVISIONS

NO.	DATE	DESCRIPTION

DRAWN BY: CHECKED BY: DATE  
OCTOBER 10, 2017

SHEET TITLE  
SITE PLAN

DRAWING NUMBER SHEET NO.  
A-2.0 2 82




HINMAN STREET

1

**SITE FLOOR PLAN**

SCALE: 1/16



OWNER: INCI AKPINAR


PROJECT NUMBER: TPP/2220/AKPINAR

PROJECT TITLE: CANDLEWOOD SUITES  
CITY OF HOUSTON, TEXAS

PROPOSED  
CANDLEWOOD SUITES  
HINMAN STREET  
HOUSTON, TEXAS

ATRIUM DESIGN & MANAGEMENT  
COPYRIGHT

Copyright ATRIUM DESIGN & MANAGEMENT  
All Rights Reserved. The Duplication, Reproduction  
Copying, Sale, Rental, Licensing or any other  
distribution or use these drawing, any portion  
thereof, or the plans depicted hereon is Strictly  
Prohibited unless expressly authorized in writing  
by Atrium Design & Management.  
ADM is not be held responsible for the structural  
and architectural design in any way or matter.



COMPANY:



**ATRIUM DESIGN & MANAGEMENT**  
25600 Westheimer Pkwy, Ste 110  
KATY, TX 77494  
(713) 532-6000  
www.atriumdm.com

CONSULTANT  
ISA TAN  
525 W 24TH STREET #2161  
HOUSTON, TX 77008  
(832) 973-0141  
TPBE F-19419

REVISIONS		
NO.	DATE	DESCRIPTION

DRAWN BY: CHECKED BY: DATE  
OCTOBER 10, 2017


SHEET TITLE  
**SITE FLOOR PLAN**

DRAWING NUMBER SHEET NO.  
**A-3.0** 3 82

OWNER: INCI AKPINAR  
 PROJECT NUMBER: TPP/2220/AKPINAR  
 PROJECT TITLE: CANDLEWOOD SUITES  
 CITY OF HOUSTON, TEXAS

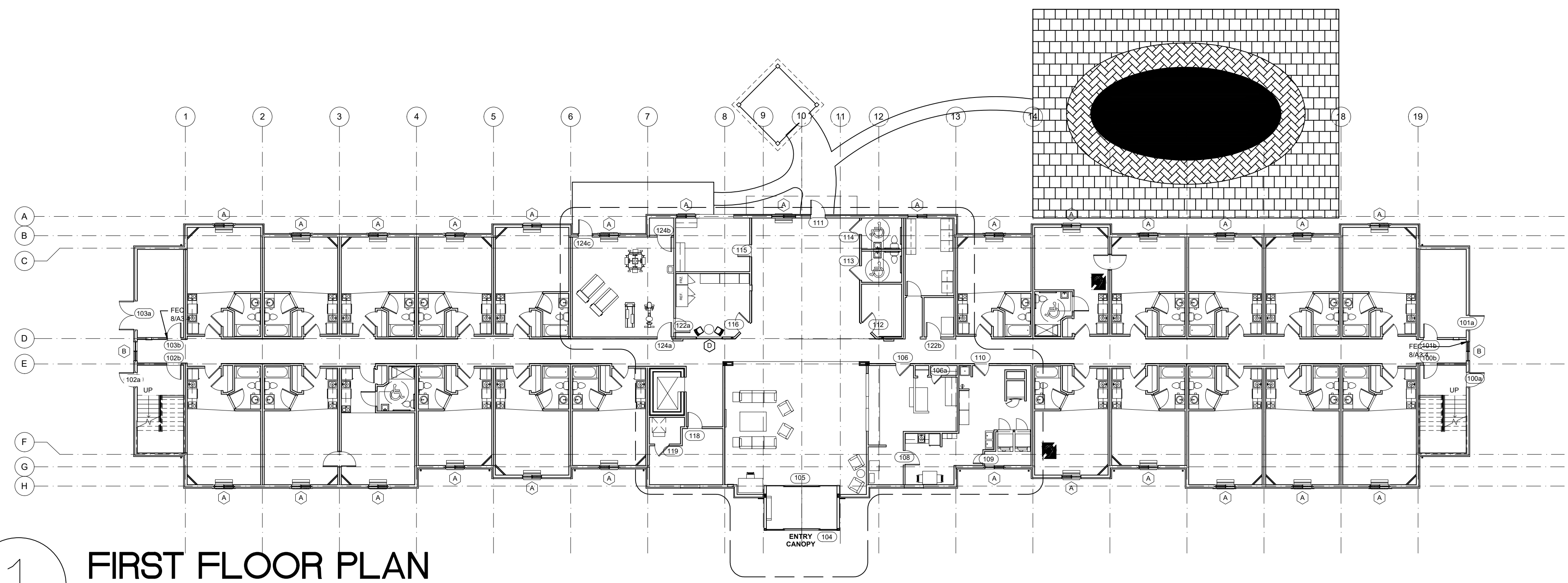
PROPOSED  
 CANDLEWOOD SUITES  
 HINMAN STREET  
 HOUSTON, TEXAS

ATRIUM DESIGN & MANAGEMENT  
 COPYRIGHT  
 Copyright ATRIUM DESIGN & MANAGEMENT  
 All Rights Reserved. The Duplication, Reproduction,  
 Copying, Sale, Rental, Licensing or any other  
 distribution or use these drawings, any portion  
 thereof, or the plans depicted herein is strictly  
 prohibited unless expressly authorized in writing  
 by Atrium Design & Management.  
 ADM is not to be held responsible for the structural  
 and architectural design in any way or matter.

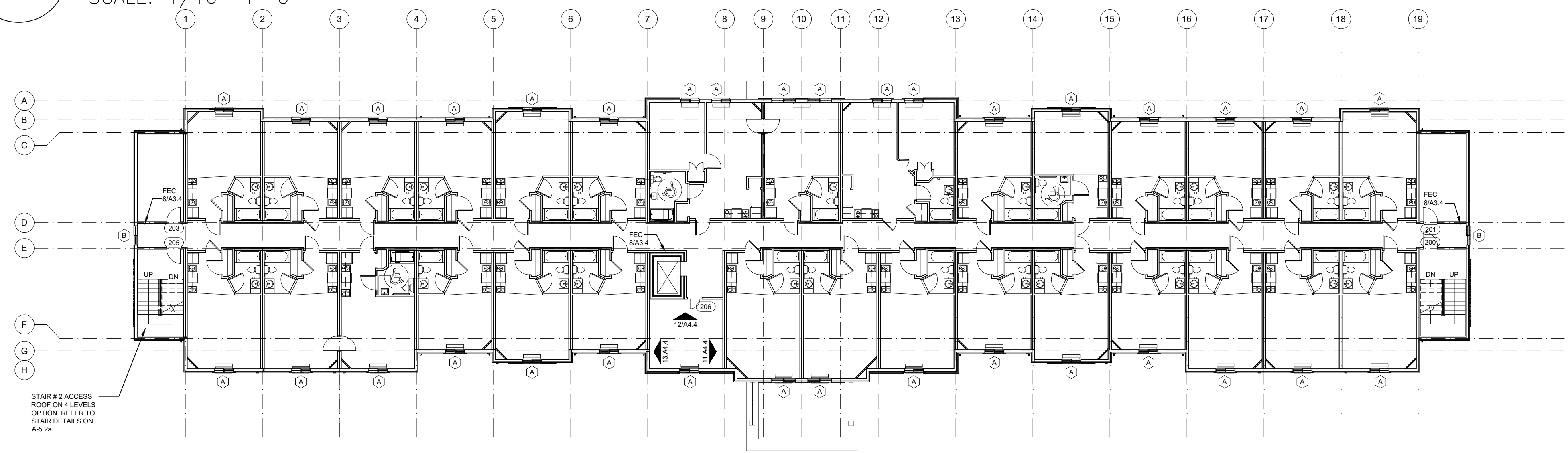


COMPANY:  
**ATRIUM**  
 DESIGN & MANAGEMENT  
 ATRIUM DESIGN & MANAGEMENT  
 25600 Westheimer Pkwy Ste 110  
 KATY, TX 77494  
 (713) 532-6000  
 www.atriumdm.com  
 CONSULTANT  
 ISA TAN  
 525 W 24TH STREET #2161  
 HOUSTON, TX 77008  
 (832) 973-0141  
 TPE - F-19419

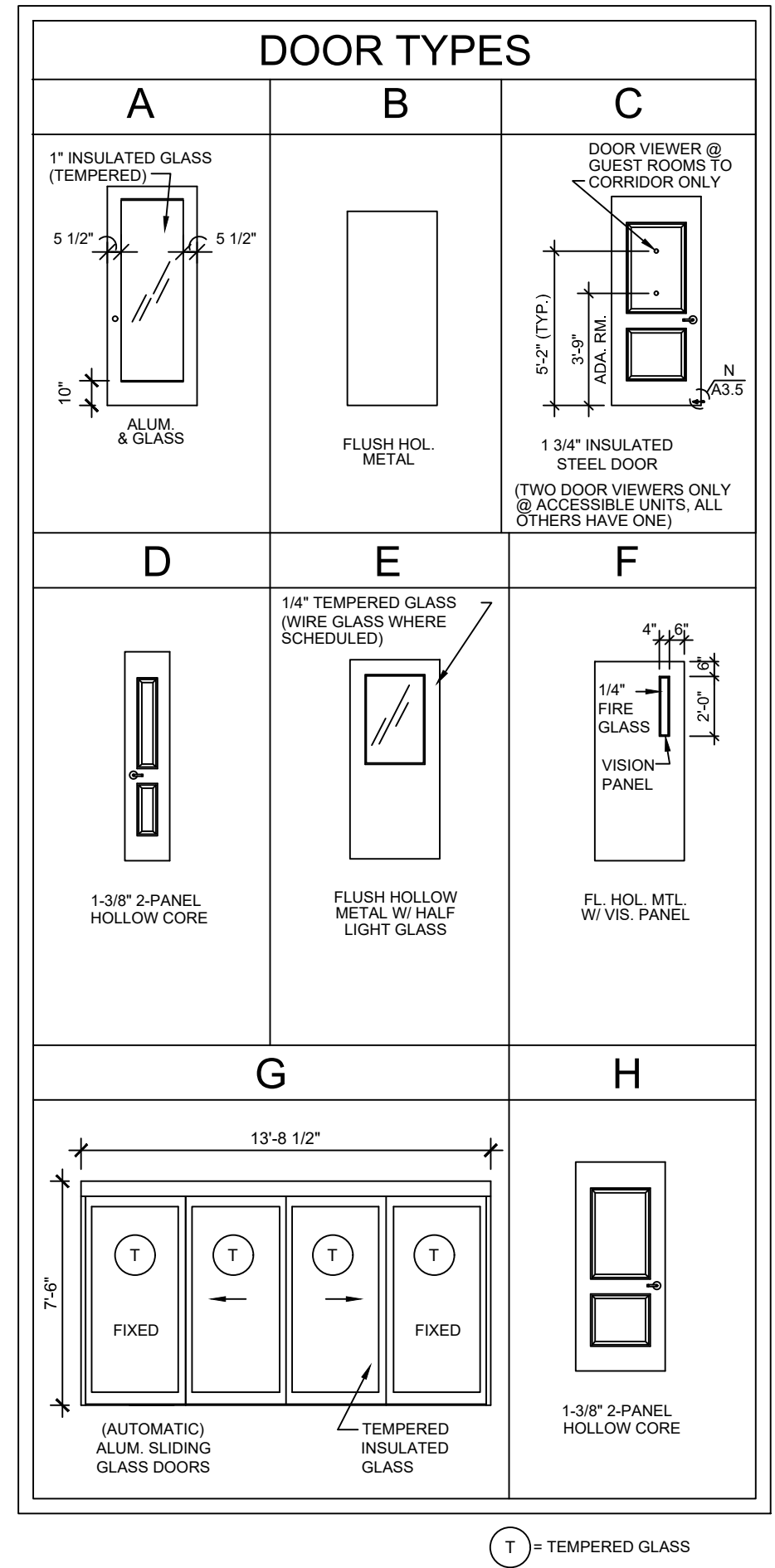
REVISIONS  
 NO. DATE DESCRIPTION  
 DRAWN BY: CHECKED BY: DATE  
 SHEET TITLE  
**FLOOR PLANS**  
 DRAWING NUMBER SHEET NO.  
**A-4.0** 4  
 82



**1** FIRST FLOOR PLAN  
 SCALE: 1/16"=1'-0"



**2** SECOND AND THIRD FLOOR PLAN  
 SCALE: 1/16"=1'-0"



ROOM LEGEND

A	TYPICAL STUDIO
A1	TYPICAL EXTENDED STUDIO
A2	ACCESSIBLE STUDIO W/ TUB
B	TYPICAL EXTENDED STUDIO
B1	ACCESSIBLE EXTENDED STUDIO W/ TUB
B2	ACCESSIBLE EXTENDED STUDIO W/ SHOWER
C	TYPICAL SUITE
C1	ACCESSIBLE SUITE W/ TUB
D	EXTENDED STUDIO

MISSING GUEST ROOM NUMBERS

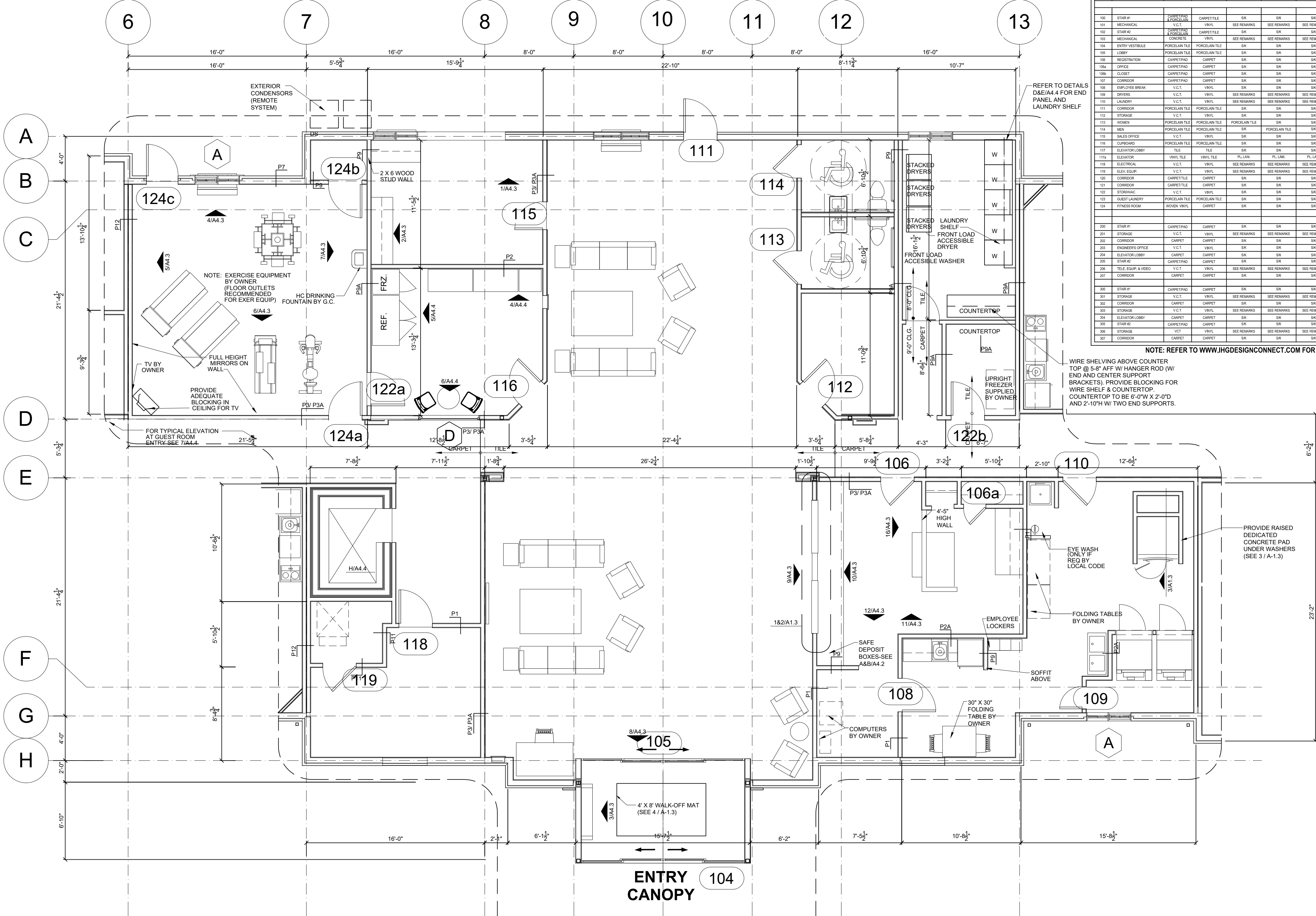
S110	S116	S217
S112	S117	S218
S113	S118	S317
S114	S119	S318
S115	S121	

DOOR SCHEDULE

NO	LOCATION	SIZE	DOOR TYPE	EXT DR FINISH	INT DR FINISH	FRAME TYPE	EXT FRAME FINISH	INT FRAME FINISH	DTL	LABEL	REMARKS
(1)	ENTRY	3'-0" x 6'-8" x 1 3/4"	C	PAINT	PAINT	H.M.	PAINT	PAINT	B/A3.5	20 MIN.	THRESHOLD DTL H2/A3.5.
(2)	CLOSET	2'-10" x 6'-8" x 1 3/8"	H	PAINT	PAINT	WOOD	PAINT	PAINT	C/A3.5	-	
(3)	BEDROOM	3'-0" x 6'-8" x 1 3/8"	H	PAINT	PAINT	WOOD	PAINT	PAINT	C/A3.5	-	
(4)	BATH	3'-0" x 6'-8" x 1 3/8"	H	PAINT	PAINT	WOOD	PAINT	PAINT	C/A3.5	-	THRESHOLD DTL H3/A3.5
(5)	CONNECTING RM.	3'-0" x 6'-8" x 1 3/4"	B	PAINT	PAINT	H.M.	PAINT	PAINT	G/A3.5	45 MIN.	INSULATED DOOR - SEE NOTE 2 & G/A3.5
(6)	CLOSET	PR. 1'-6" x 6'-8" x 1 3/8"	D	PAINT	PAINT	WOOD	PAINT	PAINT	C/A3.5	-	
(7)	CLOSET	2'-0" x 6'-8" x 1 3/8"	D	PAINT	PAINT	WOOD	PAINT	PAINT	C/A3.5	-	
100A	STAIR #1	3'-0" x 6'-8" x 1 3/4"	B	PAINT	PAINT	H.M.	PAINT	PAINT	A/A3.5	-	EXTERIOR - INSULATED
100B	STAIR #1	3'-0" x 6'-8" x 1 3/4"	F	PAINT	PAINT	H.M.	PAINT	PAINT	B/A3.5	1 HR	MAG. HOLD OPEN - TRANSITION STRIP - SEE NOTE 2
101A	MECHANICAL	4'-0" x 6'-8" x 1 3/4"	B	PAINT	PAINT	H.M.	PAINT	PAINT	A/A3.5	-	EXTERIOR - INSULATED
101B	MECHANICAL	3'-0" x 6'-8" x 1 3/4"	B	PAINT	PAINT	H.M.	PAINT	PAINT	B/A3.5	20 MIN.	TRANSITION STRIP
102A	STAIR #2	3'-0" x 6'-8" x 1 3/4"	B	PAINT	PAINT	H.M.	PAINT	PAINT	A/A3.5	-	
102B	STAIR #2	3'-0" x 6'-8" x 1 3/4"	F	PAINT	PAINT	H.M.	PAINT	PAINT	B/A3.5	45 MIN.	MAG. HOLD OPEN - TRANSITION STRIP - SEE NOTE 2
103A	MECHANICAL	PR. 3'-0" x 6'-8" x 1 3/4"	B	PAINT	PAINT	H.M.	PAINT	PAINT	A/A3.5	-	EXTERIOR - INSULATED
103B	MECHANICAL	3'-0" x 6'-8" x 1 3/4"	B	PAINT	PAINT	H.M.	PAINT	PAINT	B/A3.5	45 MIN.	TRANSITION STRIP
104	ENTRY	7'-0" x 7'-0" x 4 1/2"	G	ALUM.	ALUM.	ALUM.	WHITE	WHITE	P.O.R/A3.5	-	
105	LOBBY	7'-0" x 7'-0" x 4 1/2"	G	ALUM.	ALUM.	ALUM.	WHITE	WHITE	P.O.R/A3.5	-	
106	REGISTRATION	3'-0" x 6'-8" x 1 3/4"	E	PAINT	PAINT	H.M.	PAINT	PAINT	B/A3.5	45 MIN.	
106A	OFFICE	2'-0" x 6'-8" x 1 3/4"	B	PAINT	PAINT	H.M.	PAINT	PAINT	B/A3.5	-	
106B	OFFICE STORAGE	2'-0" x 6'-8" x 1 3/4"	B	PAINT	PAINT	H.M.	PAINT	PAINT	B/A3.5	-	
108	BREAK ROOM	3'-0" x 6'-8" x 1 3/4"	B	PAINT	PAINT	H.M.	PAINT	PAINT	B/A3.5	-	
109	LAUNDRY	3'-0" x 6'-8" x 1 3/4"	B	PAINT	PAINT	H.M.	PAINT	PAINT	B/A3.5	-	
110	LAUNDRY ROOM	3'-6" x 6'-8" x 1 3/4"	B	PAINT	PAINT	H.M.	PAINT	PAINT	B/A3.5	45 MIN.	
111	CORRIDOR	3'-0" x 6'-8" x 1 3/4"	A	ALUM.	ALUM.	ALUM.	WHITE	WHITE	E/A3.5	-	EXTERIOR - INSULATED
112	BUSINESS CTR. OPT	3'-0" x 6'-8" x 1 3/4"	E (B)	PAINT	PAINT	H.M.	PAINT	PAINT	B/A3.5	20 MIN.	
113	WOMEN'S TOILET	3'-0" x 6'-8" x 1 3/4"	B	PAINT	PAINT	H.M.	PAINT	PAINT	B/A3.5	20 MIN.	
114	MEN'S TOILET	3'-0" x 6'-8" x 1 3/4"	B	PAINT	PAINT	H.M.	PAINT	PAINT	B/A3.5	20 MIN.	
115	SALES OFFICE	3'-0" x 6'-8" x 1 3/4"	F	PAINT	PAINT	H.M.	PAINT	PAINT	B/A3.5	20 MIN.	
116	CUPBOARD	3'-0" x 6'-8" x 1 3/4"	E	PAINT	PAINT	H.M.	PAINT	PAINT	B/A3.5	20 MIN.	
117	NOT USED										
118	ELECTRICAL ROOM	3'-6" x 6'-8" x 1 3/4"	B	PAINT	PAINT	H.M.	PAINT	PAINT	B/A3.5	45 MIN.	
119	ELEV. EQUIP.	3'-0" x 6'-8" x 1 3/4"	B	PAINT	PAINT	H.M.	PAINT	PAINT	B/A3.5 & B/A3.4	45 MIN.	SEE NOTE 2
122B	STORAGE / HVAC	3'-0" x 6'-8" x 1 3/4"	B	PAINT	PAINT	H.M.	PAINT	PAINT	B/A3.5	45 MIN.	
124A	FITNESS CTR	3'-0" x 6'-8" x 1 3/4"	E	PAINT	PAINT	H.M.	PAINT	PAINT	B/A3.5	20 MIN.	
200	STAIR #1	3'-0" x 6'-8" x 1 3/4"	F	PAINT	PAINT	H.M.	PAINT	PAINT	B/A3.5	45 MIN.	MAG. HOLD OPEN - SEE NOTE 2
201	STORAGE	3'-6" x 6'-8" x 1 3/4"	B	PAINT	PAINT	H.M.	PAINT	PAINT	B/A3.5	45 MIN.	
203	ENGINEER'S OFF.	3'-0" x 6'-8" x 1 3/4"	F	PAINT	PAINT	H.M.	PAINT	PAINT	B/A3.5	20 MIN.	
205	STAIR #2	3'-0" x 6'-8" x 1 3/4"	F	PAINT	PAINT	H.M.	PAINT	PAINT	B/A3.5	45 MIN.	MAG. HOLD OPEN - SEE NOTE 2
206	TELEVIDEO	3'-0" x 6'-8" x 1 3/4"	B	PAINT	PAINT	H.M.	PAINT	PAINT	B/A3.5	20 MIN.	
300	STAIR #1	3'-0" x 6'-8" x 1 3/4"	F	PAINT	PAINT	H.M.	PAINT	PAINT	B/A3.5	45 MIN.	MAG. HOLD OPEN - SEE NOTE 2
301	STORAGE	3'-6" x 6'-8" x 1 3/4"	B	PAINT	PAINT	H.M.	PAINT	PAINT	B/A3.5	20 MIN.	
303	STORAGE	3'-6" x 6'-8" x 1 3/4"	B	PAINT	PAINT	H.M.	PAINT	PAINT	B/A3.5	20 MIN.	
304	NOT USED										
305	STAIR #2	3'-0" x 6'-8" x 1 3/4"	F	PAINT	PAINT	H.M.	PAINT	PAINT	B/A3.5	45 MIN.	MAG. HOLD OPEN - SEE NOTE 2
306	STORAGE	3'-0" x 6'-8" x 1 3/4"	B	PAINT	PAINT	H.M.	PAINT	PAINT	B/A3.5	20 MIN.	

NOTE:  
 1. PROVIDE DOOR ONLY IF REQUIRED BY LOCAL JURISDICTION  
 \* IF STORAGE, THEN SOLID FLUSH - TYPE B IS OK.  
 IF BUS. CTR., THEN TYPE E

**3 SECTION AT WALK-OFF MAT**  
6" = 1'-0"



ROOM FINISH SCHEDULE		WALLS						CEILING		REMARKS
ROOM NO.	ROOM NAME	FLOOR	BASE	NORTH	SOUTH	WEST	EAST	MATL.	HT.	
104	STAIR #1	CARPET	WVL	SK	SK	SK	SK	SK	WVBS	CARPET BASE AND STRINGERS
105	STAIR #2	CARPET	WVL	SK	SK	SK	SK	SK	WVBS	CARPET BASE AND STRINGERS
106	STAIR #3	CARPET	WVL	SK	SK	SK	SK	SK	WVBS	CARPET BASE AND STRINGERS
107	STAIR #4	CARPET	WVL	SK	SK	SK	SK	SK	WVBS	CARPET BASE AND STRINGERS
108	STAIR #5	CARPET	WVL	SK	SK	SK	SK	SK	WVBS	CARPET BASE AND STRINGERS
109	STAIR #6	CARPET	WVL	SK	SK	SK	SK	SK	WVBS	CARPET BASE AND STRINGERS
110	STAIR #7	CARPET	WVL	SK	SK	SK	SK	SK	WVBS	CARPET BASE AND STRINGERS
111	STAIR #8	CARPET	WVL	SK	SK	SK	SK	SK	WVBS	CARPET BASE AND STRINGERS
112	STAIR #9	CARPET	WVL	SK	SK	SK	SK	SK	WVBS	CARPET BASE AND STRINGERS
113	STAIR #10	CARPET	WVL	SK	SK	SK	SK	SK	WVBS	CARPET BASE AND STRINGERS
114	STAIR #11	CARPET	WVL	SK	SK	SK	SK	SK	WVBS	CARPET BASE AND STRINGERS
115	STAIR #12	CARPET	WVL	SK	SK	SK	SK	SK	WVBS	CARPET BASE AND STRINGERS
116	STAIR #13	CARPET	WVL	SK	SK	SK	SK	SK	WVBS	CARPET BASE AND STRINGERS
117	STAIR #14	CARPET	WVL	SK	SK	SK	SK	SK	WVBS	CARPET BASE AND STRINGERS
118	STAIR #15	CARPET	WVL	SK	SK	SK	SK	SK	WVBS	CARPET BASE AND STRINGERS
119	STAIR #16	CARPET	WVL	SK	SK	SK	SK	SK	WVBS	CARPET BASE AND STRINGERS
120	STAIR #17	CARPET	WVL	SK	SK	SK	SK	SK	WVBS	CARPET BASE AND STRINGERS
121	STAIR #18	CARPET	WVL	SK	SK	SK	SK	SK	WVBS	CARPET BASE AND STRINGERS
122	STAIR #19	CARPET	WVL	SK	SK	SK	SK	SK	WVBS	CARPET BASE AND STRINGERS
123	STAIR #20	CARPET	WVL	SK	SK	SK	SK	SK	WVBS	CARPET BASE AND STRINGERS
124	STAIR #21	CARPET	WVL	SK	SK	SK	SK	SK	WVBS	CARPET BASE AND STRINGERS


**A ENLARGED PLAN - 82-UNIT CORE (3 STORY PROTOTYPE)**  
1/4" = 1'-0"

**1 ENLARGED PLAN - 82 UNIT CORE**  
3/16" = 1'-0"

OWNER: INCI AKPINAR  
PROJECT NUMBER: TPP/2220/AKPINAR  
PROJECT TITLE: CANDLEWOOD SUITES  
CITY OF HOUSTON, TEXAS

PROPOSED  
CANDLEWOOD SUITES  
HINMAN STREET  
HOUSTON, TEXAS

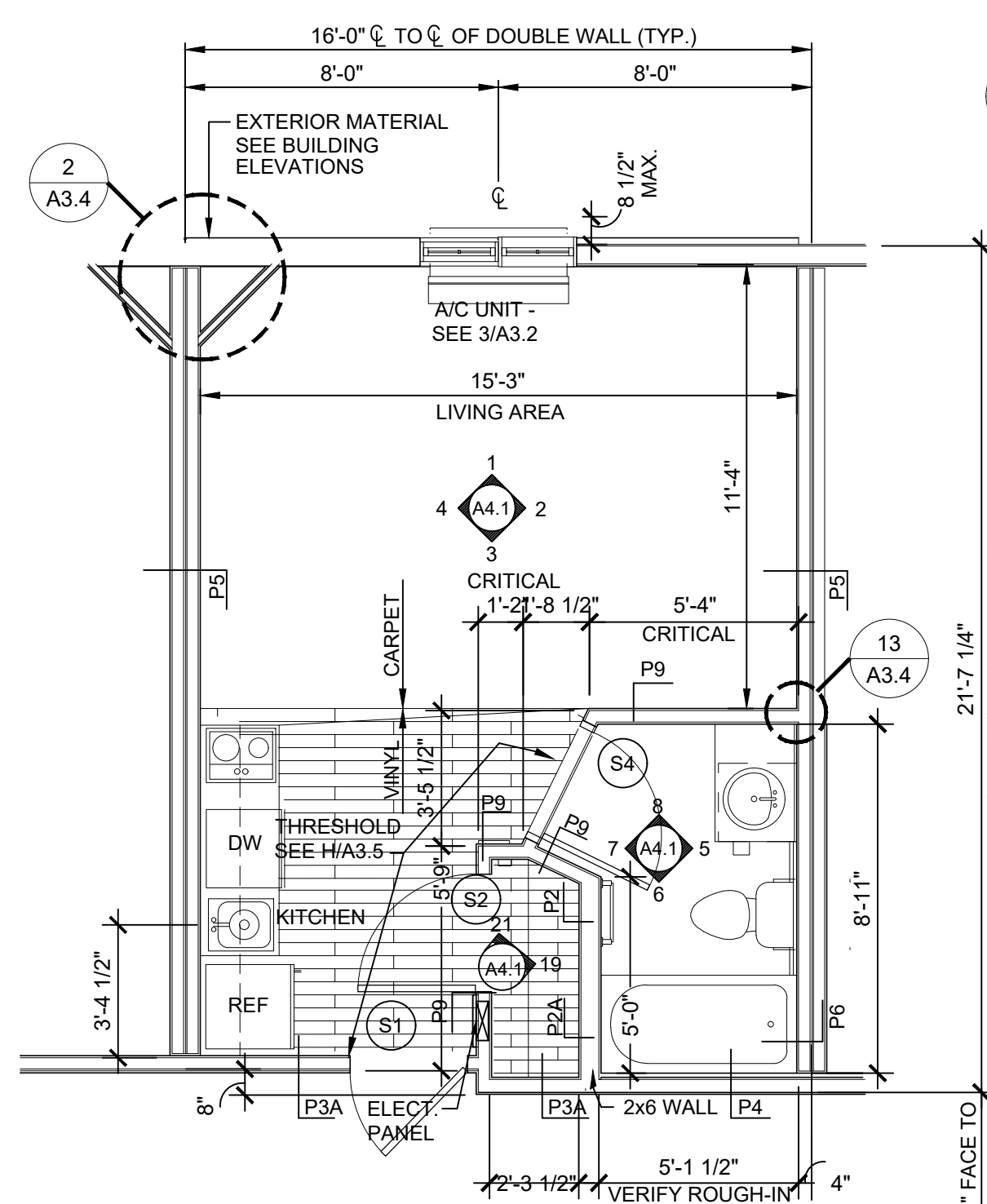
ATRIUM DESIGN & MANAGEMENT  
COPYRIGHT  
Copyright ATRIUM DESIGN & MANAGEMENT  
All Rights Reserved. The Duplication, Reproduction, Copying, Sale, Rental, Licensing or any other distribution or use these drawing, any portion thereof, or the plans depicted herein is strictly prohibited unless expressly authorized in writing by ATRIUM DESIGN & MANAGEMENT. ADM is not to be held responsible for the structural and architectural design in any way or matter.



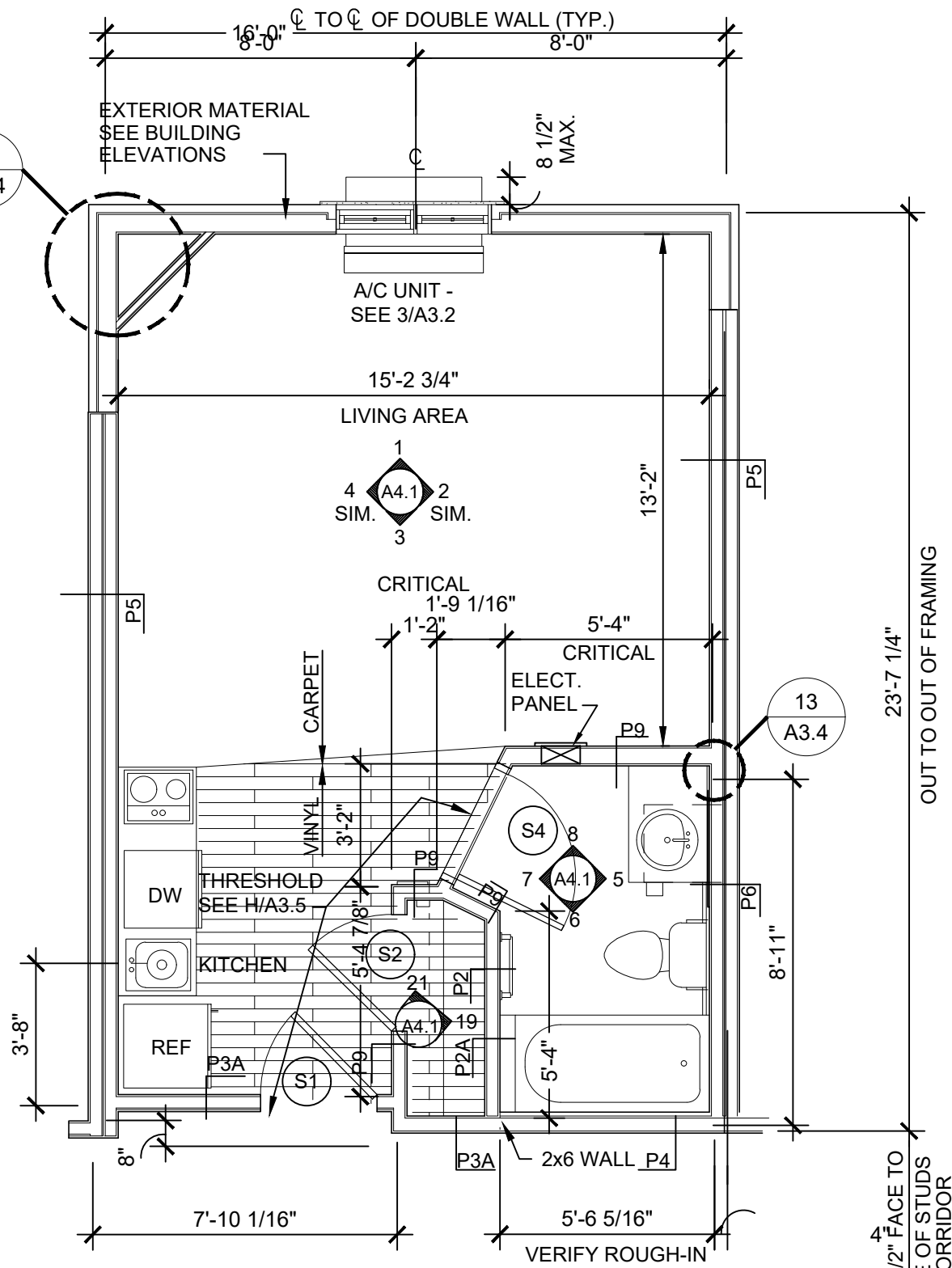
COMPANY:  
**ATRIUM**  
DESIGN & MANAGEMENT  
ATRIUM DESIGN & MANAGEMENT  
25600 Westheimer, Pkwy Ste 110  
KATY, TX 77494  
(713) 532-6000  
www.atriumdm.com  
CONSULTANT  
ISA TAN  
525 W 24TH STREET #2161  
HOUSTON, TX 77008  
(832) 973-0141  
TPBE F-19419

REVISIONS	
NO.	DESCRIPTION

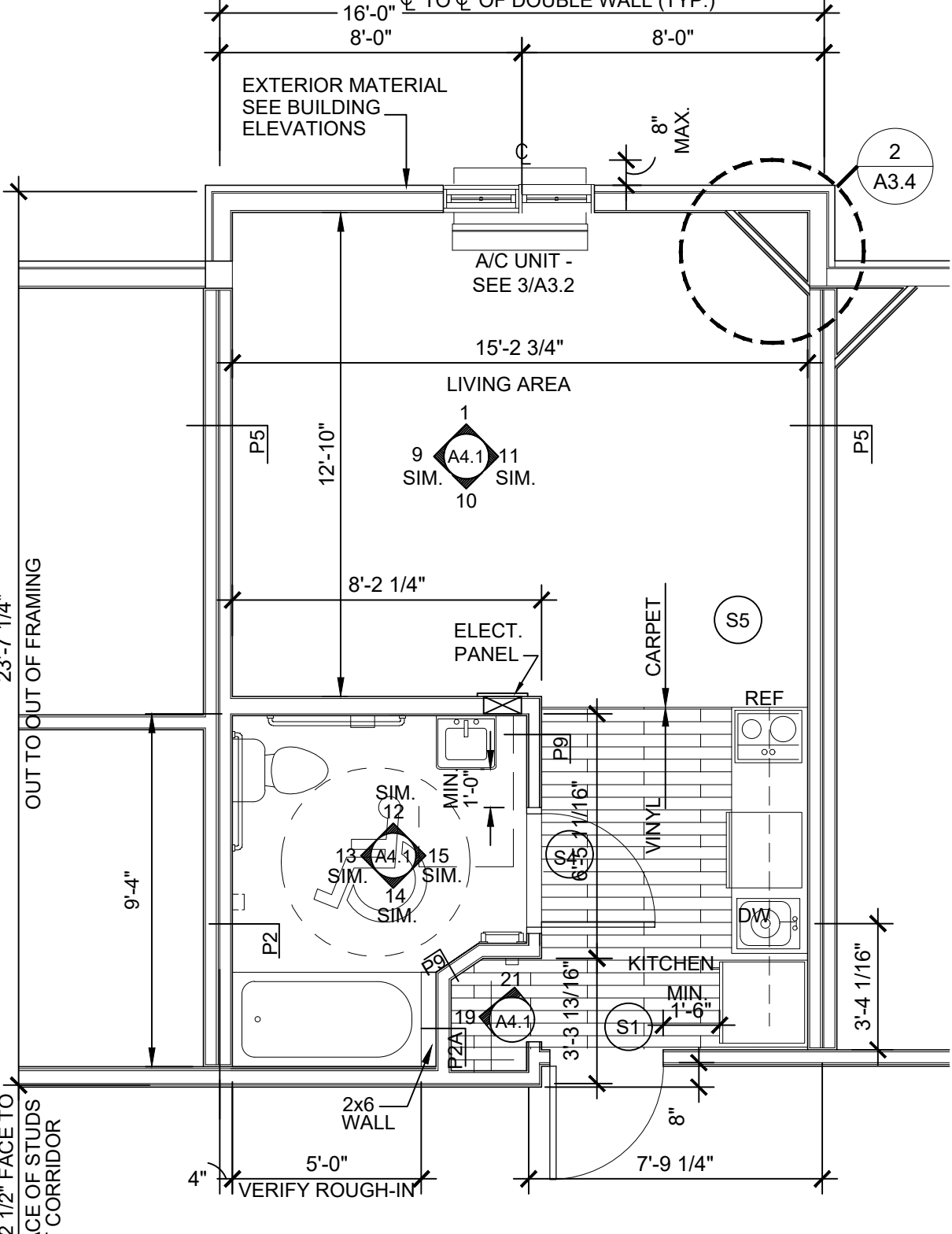
DRAWN BY: \_\_\_\_\_ CHECKED BY: \_\_\_\_\_ DATE: **OCTOBER 10, 2017**  
SHEET TITLE: **ENLARGED PLAN**  
DRAWING NUMBER: **A-5.0** SHEET NO.: **5** OF **82**



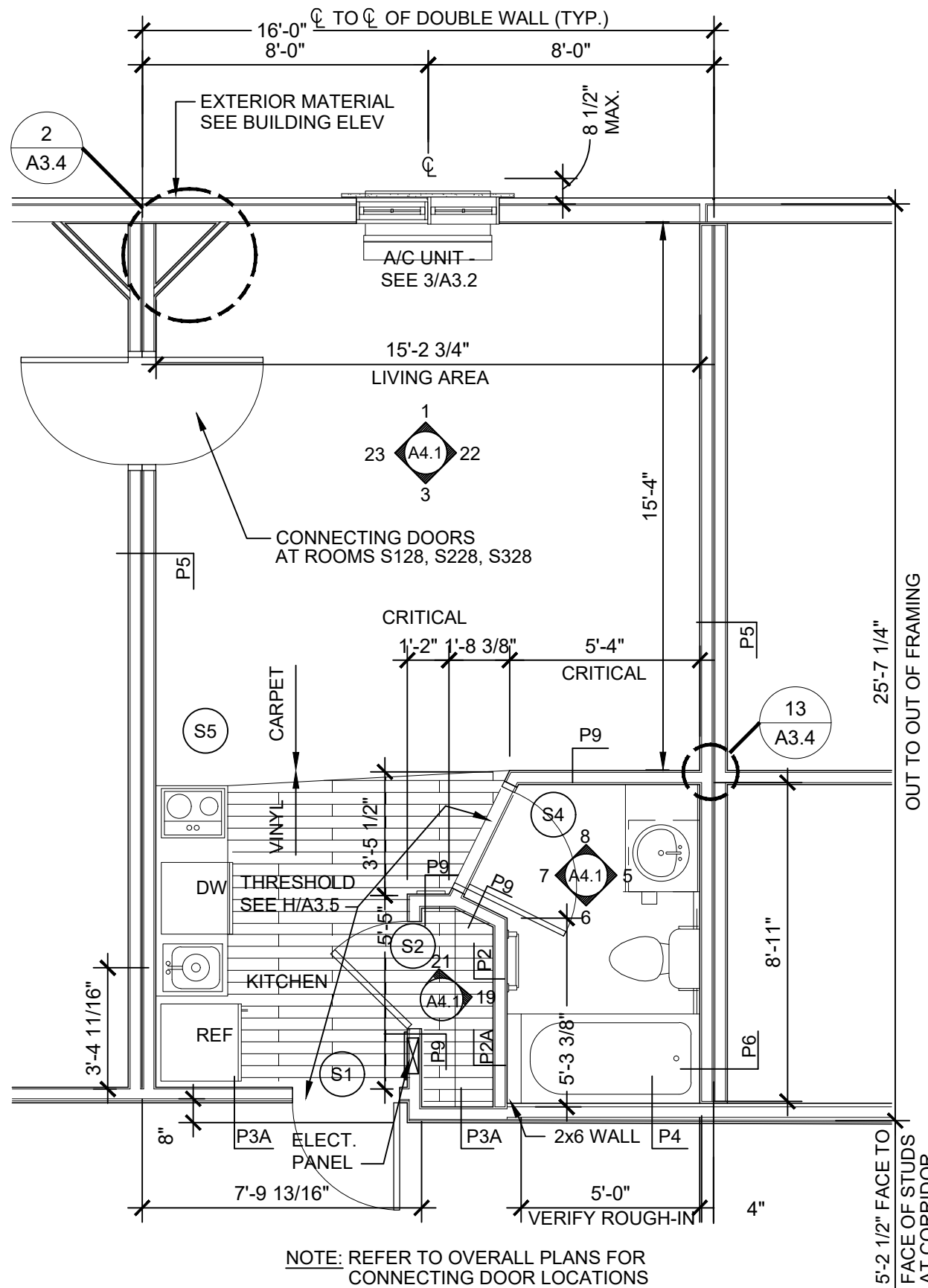
**A** TYPICAL STUDIO A - PLAN  
WITH BATHTUB  
1/4" = 1'-0"



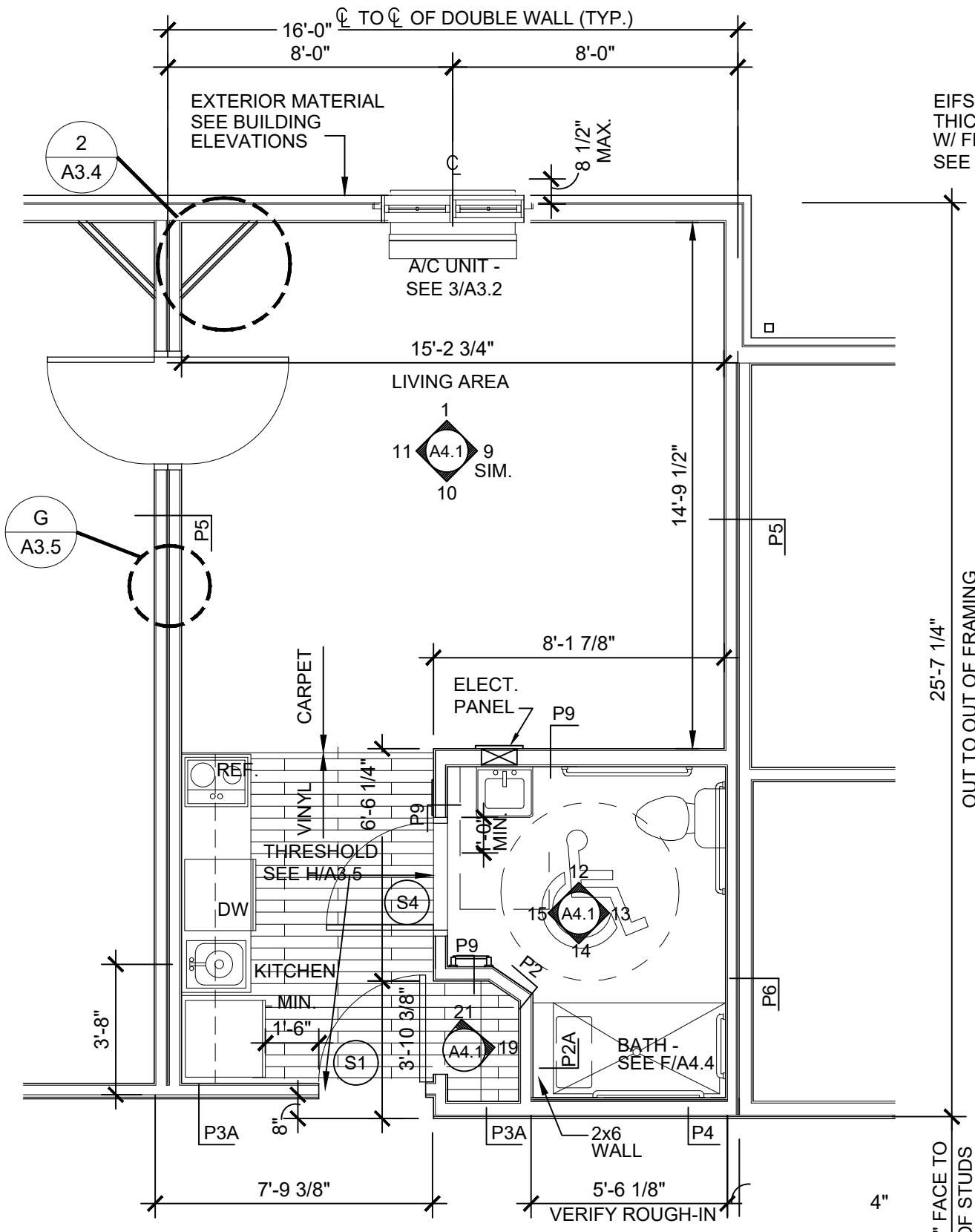
**A1** TYP. EXTENDED STUDIO A1 - PLAN  
WITH BATHTUB  
1/4" = 1'-0"



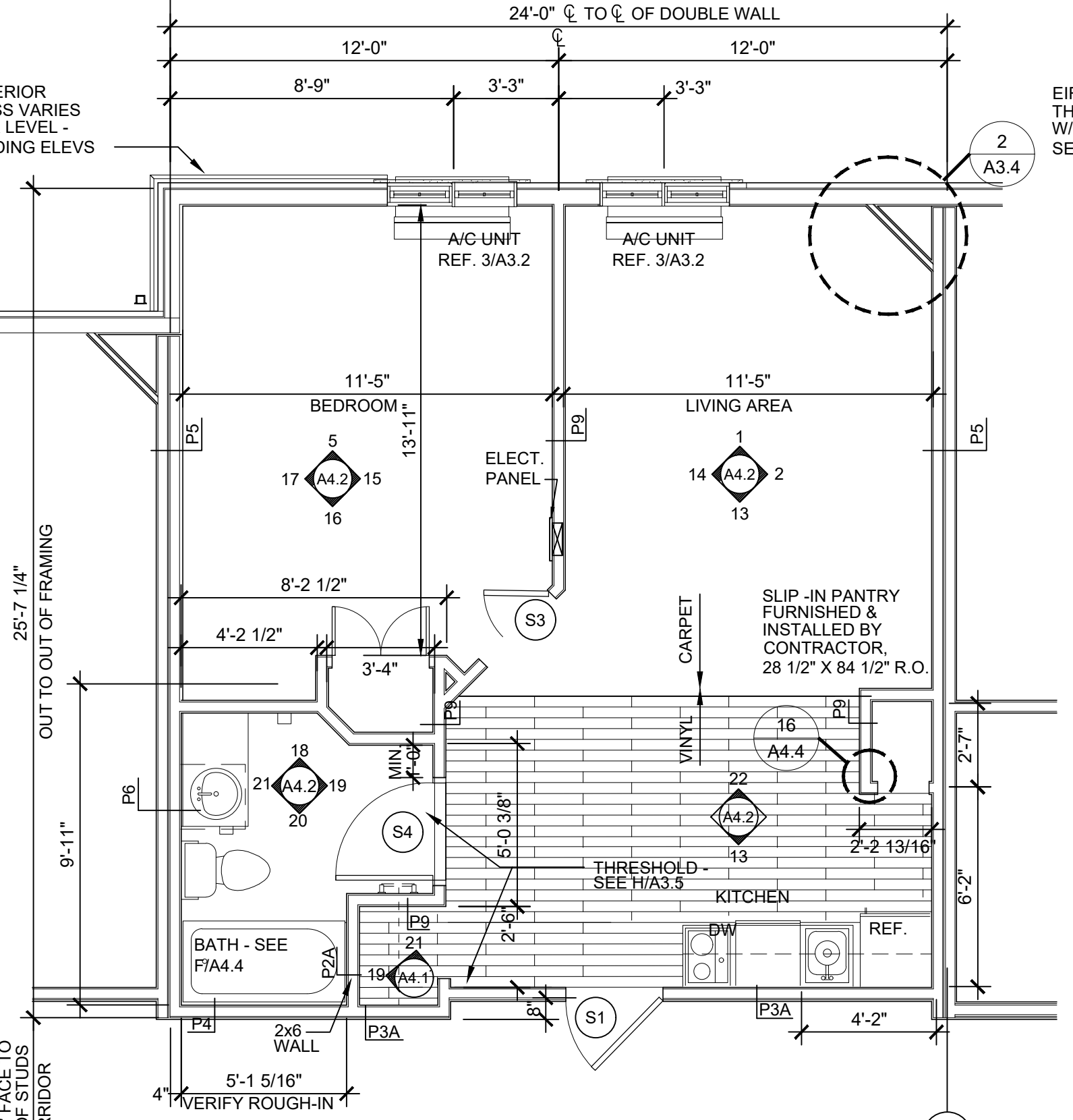
**A2** TYP. ACCESSIBLE EXTENDED STUDIO A2 - PLAN  
WITH BATHTUB  
1/4" = 1'-0"



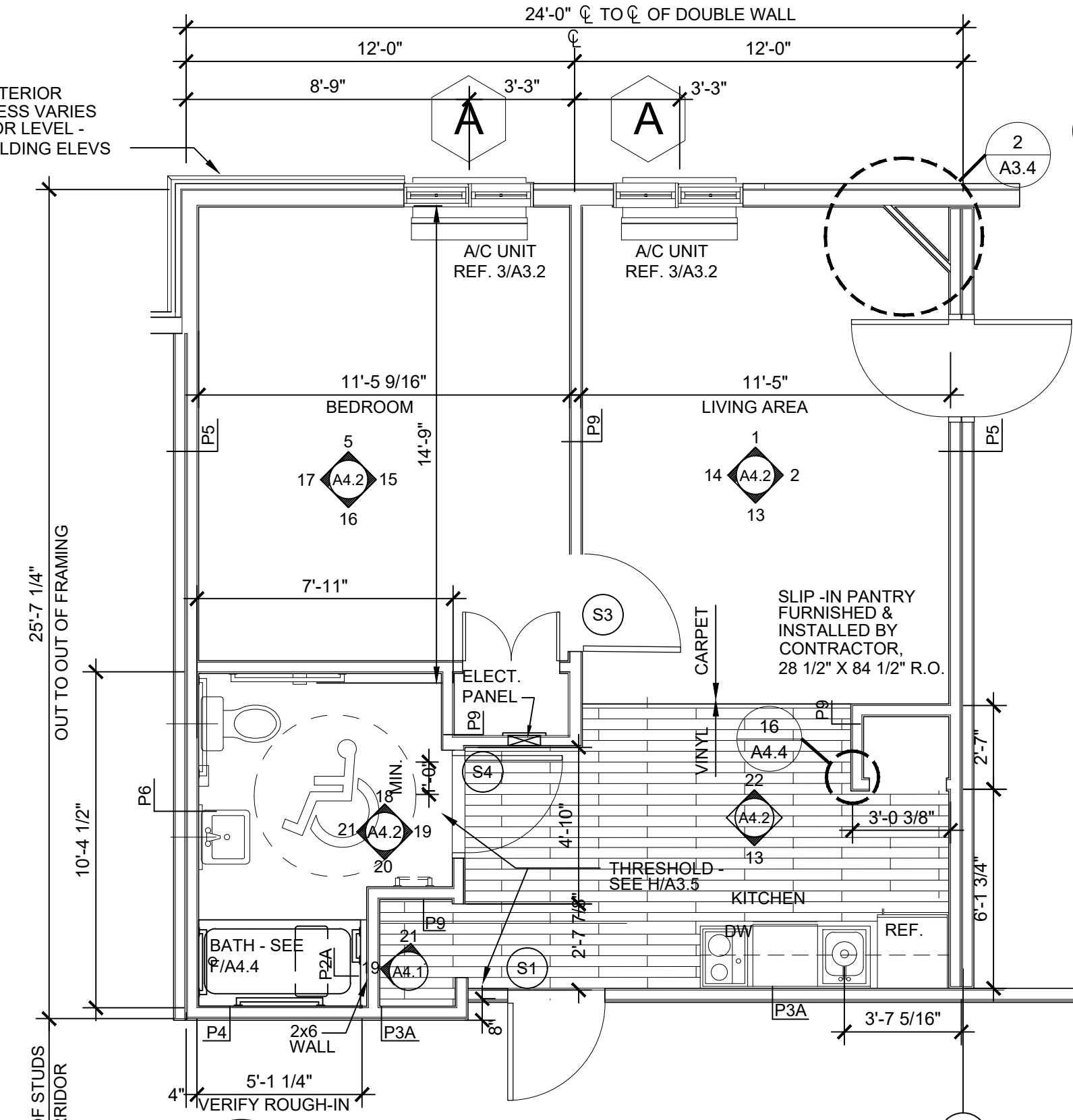
**B** TYP. EXTENDED STUDIO B - PLAN  
WITH BATHTUB  
1/4" = 1'-0"



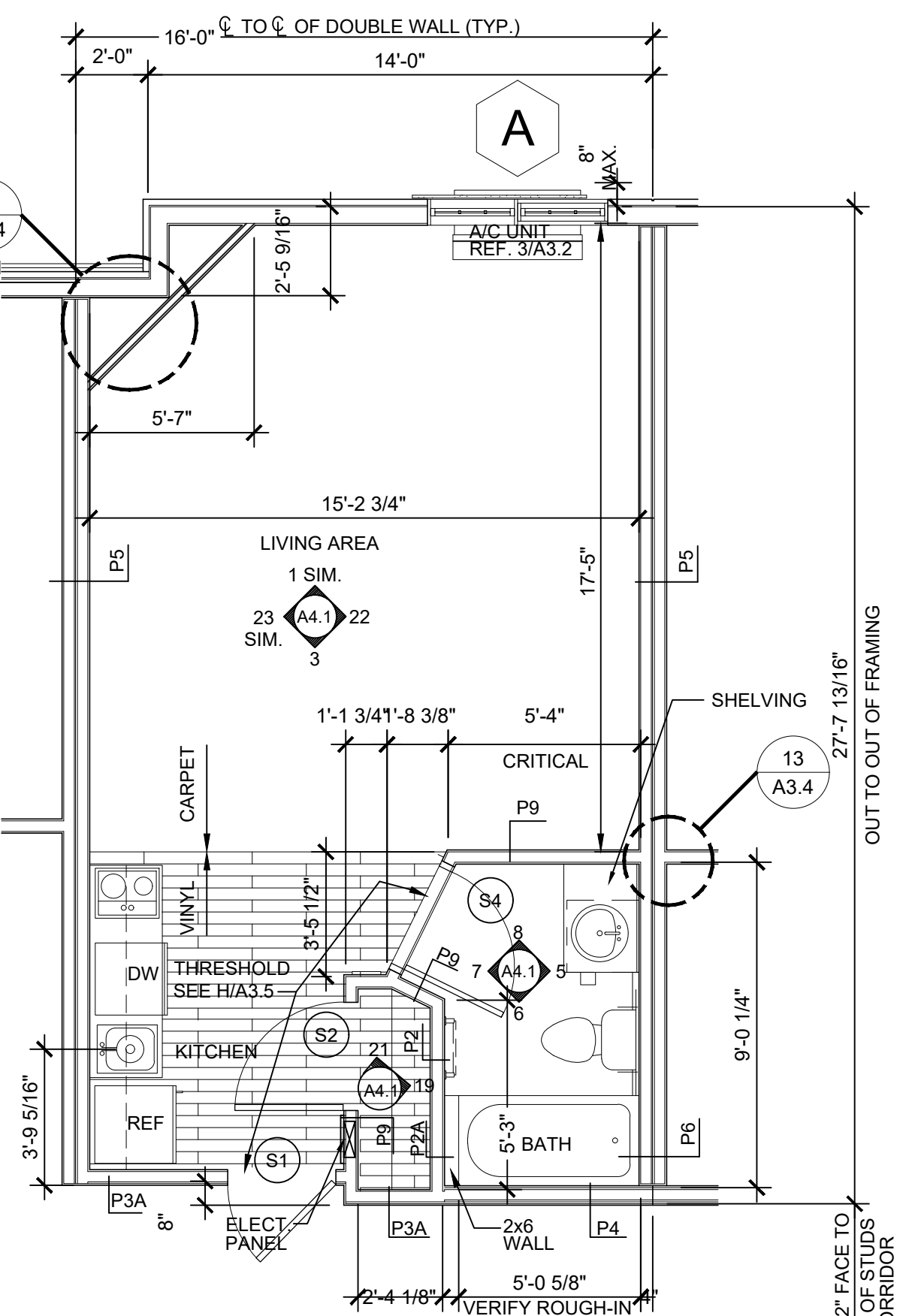
**B1** TYP. ACCESSIBLE EXTENDED STUDIO B1 - PLAN  
WITH BATHTUB  
1/4" = 1'-0"



**C** TYPICAL SUITE C - PLAN  
WITH BATHTUB  
1/4" = 1'-0"



**C1** TYP. ACCESSIBLE SUITE C1 - PLAN  
WITH BATHTUB  
1/4" = 1'-0"




**D** TYP. EXTENDED STUDIO D - PLAN  
WITH BATHTUB  
1/4" = 1'-0"

**1** ENLARGED GUEST ROOM PLANS  
SCALE: 1/4" = 1'-0"

OWNER: INCI AKPINAR  
PROJECT NUMBER: TPP/2220/AKPINAR  
PROJECT TITLE: CANDLEWOOD SUITES  
CITY OF HOUSTON, TEXAS

PROPOSED  
CANDLEWOOD SUITES  
HINMAN STREET  
HOUSTON, TEXAS

ATRIUM DESIGN & MANAGEMENT  
COPYRIGHT  
Copyright ATRIUM DESIGN & MANAGEMENT  
All Rights Reserved. The Duplication, Reproduction, Copying, Sale, Rental, Licensing or any other distribution or use these drawing, any portion thereof, or the plans depicted herein is strictly prohibited unless expressly authorized in writing by ATRIUM Design & Management. ADM is not held responsible for the structural and architectural design in any way or matter.



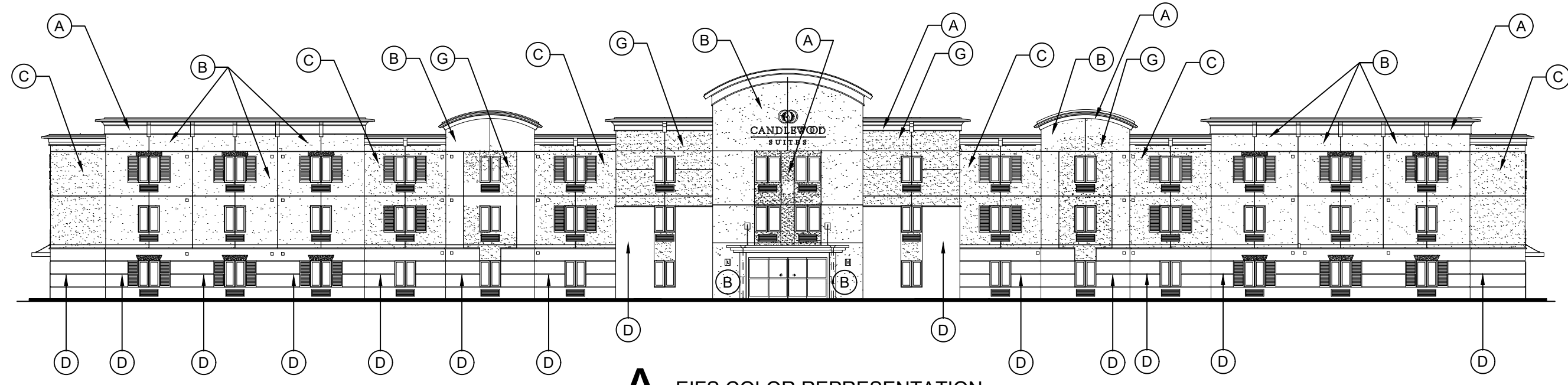
COMPANY:  
**ATRIUM**  
DESIGN & MANAGEMENT  
ATRIUM DESIGN & MANAGEMENT  
25600 Westheimer Pkwy Ste 110  
KATY, TX 77494  
(713) 532-6000  
www.atriumdm.com  
CONSULTANT: ISA TAN  
525 W 24TH STREET #2161  
HOUSTON, TX 77008  
(832) 973-0141  
TPE F-19419

REVISIONS		
NO.	DATE	DESCRIPTION

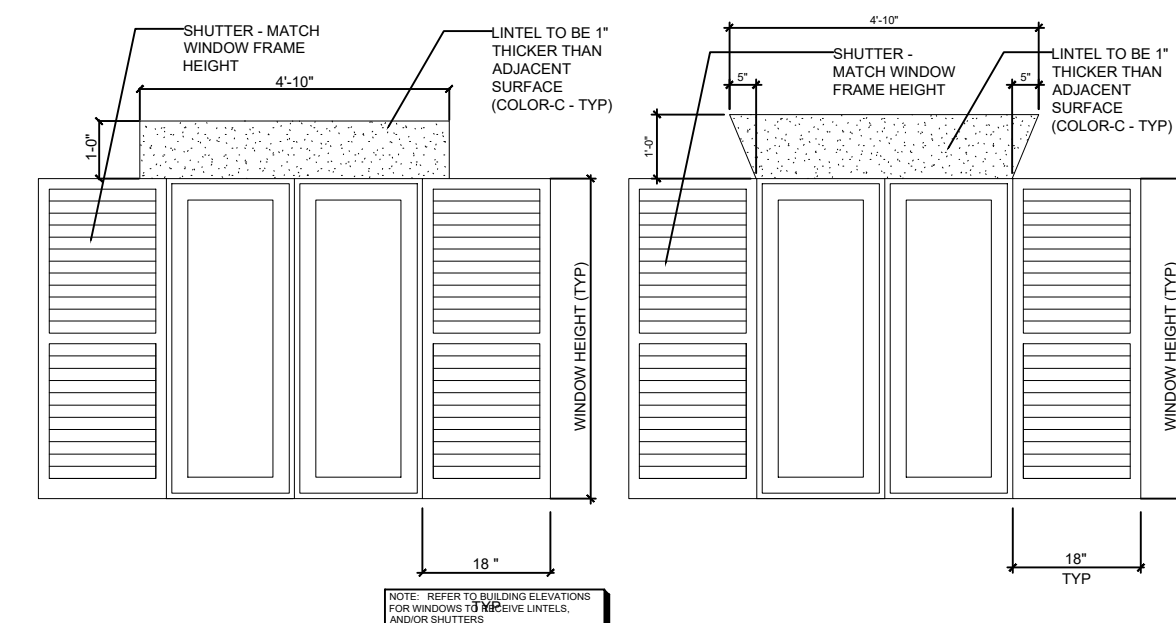
DRAWN BY: \_\_\_\_\_ CHECKED BY: \_\_\_\_\_ DATE: **OCTOBER 10, 2017**

SHEET TITLE: **ENLARGED GUEST ROOM PLANS**

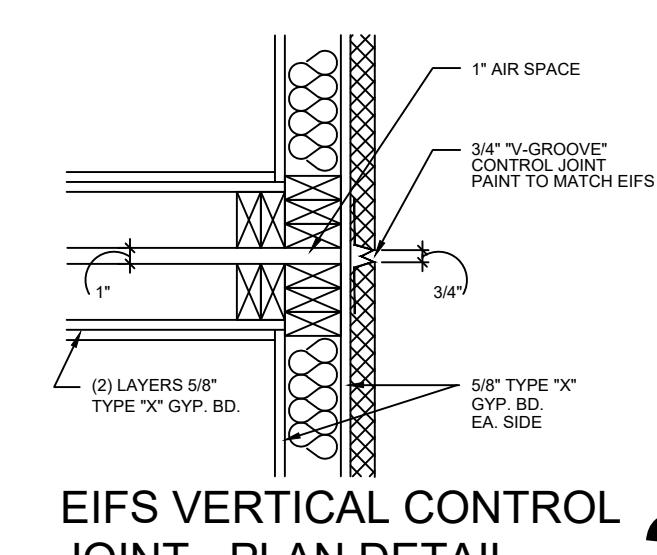
DRAWING NUMBER: \_\_\_\_\_ SHEET NO.: **6** OF **82**



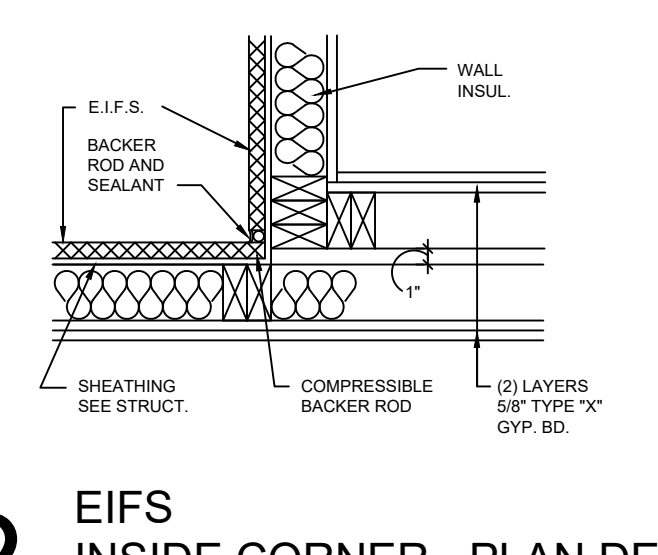
**A EIFS COLOR REPRESENTATION**



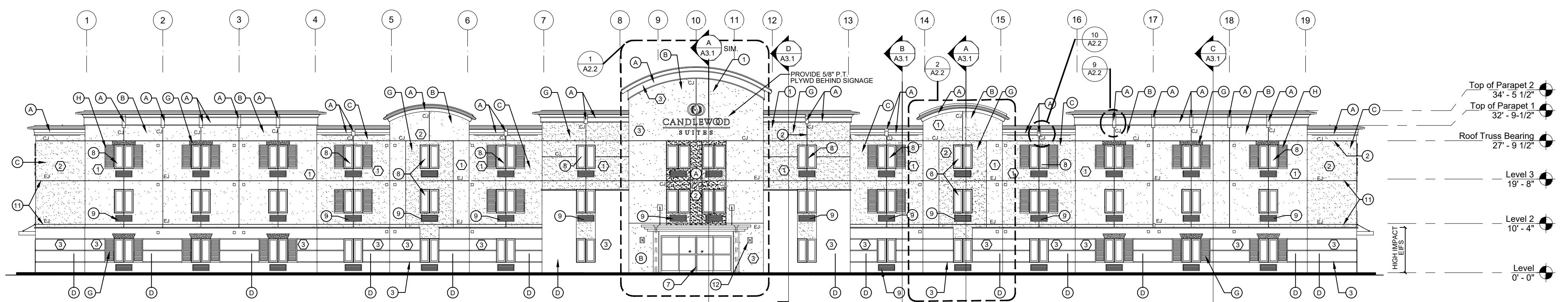
**TYPICAL WINDOW ELEVATIONS**



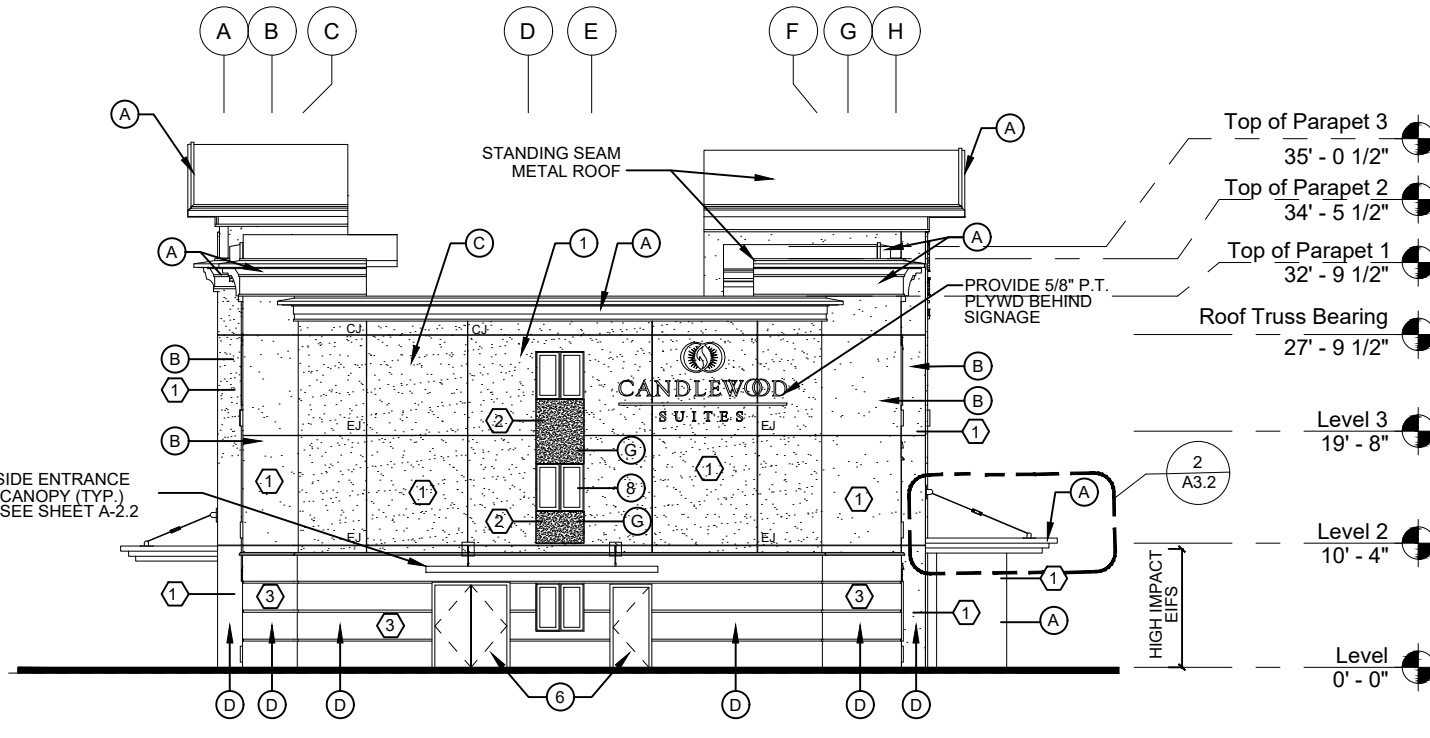
**1 EIFS VERTICAL CONTROL JOINT - PLAN DETAIL**



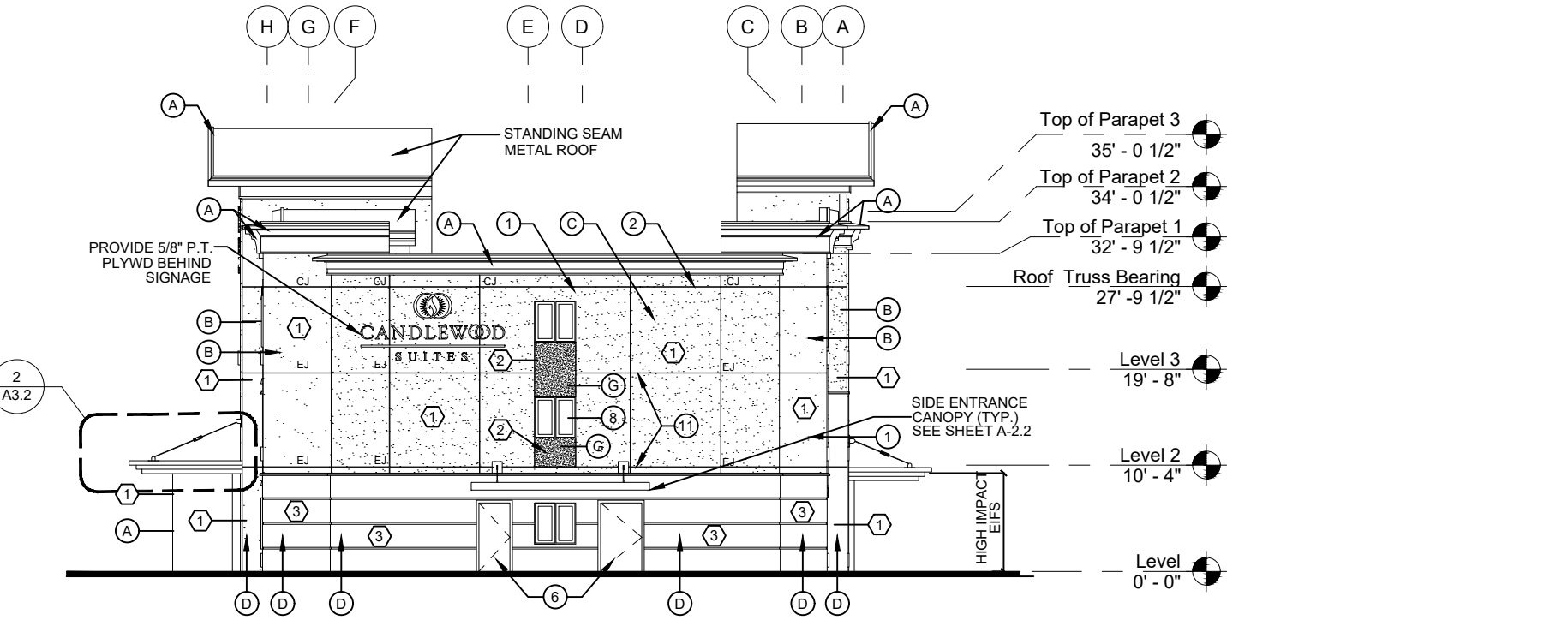
**2 EIFS INSIDE CORNER - PLAN DETAIL**



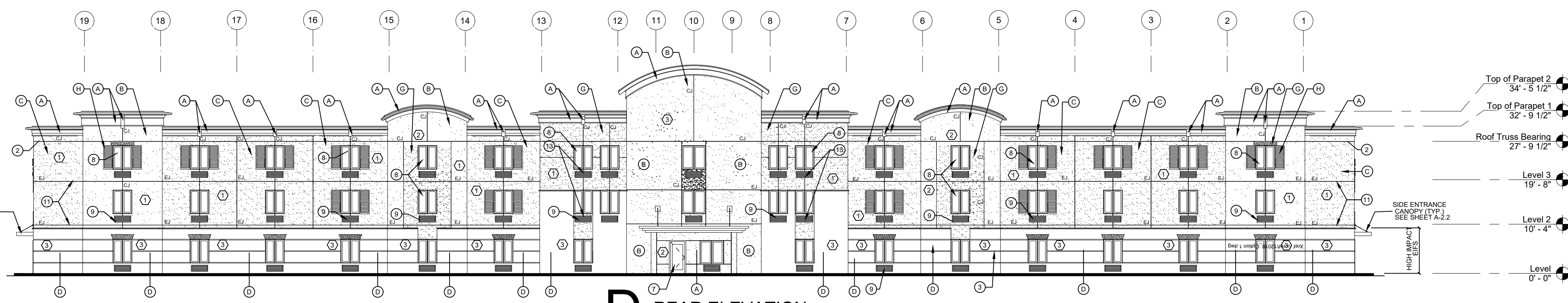
**A FRONT ELEVATION**



**B LEFT ELEVATION**



**C RIGHT ELEVATION**



**D REAR ELEVATION**

**ELEVATION MATERIAL NOTES**

- 1 - WALLS - (E.I.F.S.) EXTERIOR INSULATION FINISH SYSTEM
- 2 - CONTROL JOINT (INDICATED AS 'CJ' ON DRAWINGS) 3/4" x 3/4" CONSTRUCTION "V" JOINT IN E.I.F.S. (NOTE: THIS DETAIL TO BE USED AT JOINT WHERE E.I.F.S. THICKNESS DOES NOT CHANGE)
- 3 - 2" HIGH x 3/4" DEEP RUSTICATION JOINT
- 4 - NOT USED
- 5 - RIDGE VENT (SEE ROOF PLAN FOR LOCATIONS)
- 6 - HOLLOW METAL DOORS SEE SCHEDULE
- 7 - GLASS ALUMINUM DOORS SEE SCHEDULE
- 8 - 4'-0" x 8'-0" WINDOW UNLESS NOTED OTHERWISE
- 9 - THRU-WALL HVAC UNIT. SEE MECH. -COLOR TO MATCH ADJACENT EIFS COLOR
- 10 - MECH. LOUVERS. SEE MECH. DWGS. FOR SIZE. ALSO REF. STRUCT. DWGS. FOR HEADER SIZE AND LOCATION. PAINT LOUVERS TO MATCH ADJACENT SURFACE
- 11 - EXPANSION JOINT IN EIFS (INDICATED AS 'EJ' ON DRAWINGS) SHEATHING WITH SEALANT & BACKER ROD. REFER DTL. 4A2.2, 5A2.2, & 6A2.2
- 12 - EXTERIOR LIGHTS - REFER TO ELECTRICAL
- 13 - NON-FUNCTIONAL DECORATIVE LOUVER TO MATCH THRU-WALL HVAC LOUVER
- 14 - GABLE AND VENT W/ INSECT SCREEN

**E.I.F.S. COLOR**

MATCH EIFS COLOR TO THE FOLLOWING BENJAMIN MOORE COLORS

A - WHITE HERON	OC-57
B - WHITE SAND	OC-10
C - PROVIDENCE OLIVE	HC-98
D - LOG CABIN	BM2163-10
E - VALLEY FORGE TAN	AC-35
H - ANCHOR GRAY	2126-30

**E.I.F.S. THICKNESS**

- 1 = 2" THICK E.I.F.S.
- 2 = 2 1/2" THICK E.I.F.S.
- 3 = 4" THICK E.I.F.S.


- NOTES:**
- 1. COLOR OF FASCIA, AND SOFFIT TO MATCH EIFS COLOR 'A'
  - 2. SCUPPER SHALL BE SEAMLESS & PREFINISHED TO MATCH ADJOINING BUILDING SURFACE.
  - 3. ALL SHUTTERS COLOR TO MATCH PERFECT SHUTTERS WC # 2 BLACK STRAIGHT LS
  - 4. NOT USED
  - 5. BRACKET COLOR TO MATCH BENJAMIN MOORE COLOR: WHITE HERON OC-57

OWNER: INCI AKPINAR  
 PROJECT NUMBER: TPP/2220/AKPINAR  
 PROJECT TITLE: CANDLEWOOD SUITES  
 CITY OF HOUSTON, TEXAS

**PROPOSED CANDLEWOOD SUITES**  
 HINMAN STREET  
 HOUSTON, TEXAS

**ATRIUM DESIGN & MANAGEMENT COPYRIGHT**

Copyright ATRIUM DESIGN & MANAGEMENT All Rights Reserved. The Duplication, Reproduction Copying, Sale, Rental, Licensing or any other distribution or use these drawings, any portion thereof, or the plans depicted herein is Strictly Prohibited unless expressly authorized in writing by Atrium Design & Management. ADM is not be held responsible for the structural and architectural design in any way or matter.



COMPANY:



**ATRIUM DESIGN & MANAGEMENT**  
 25600 Westheimer Pkwy Ste 110  
 KATY, TX 77494  
 (713) 532-6000  
 www.atriumdm.com

**CONSULTANT**  
 ISA TAN  
 525 W 24TH STREET #2161  
 HOUSTON, TX 77008  
 (832) 973-0141  
 TPBC F-18419

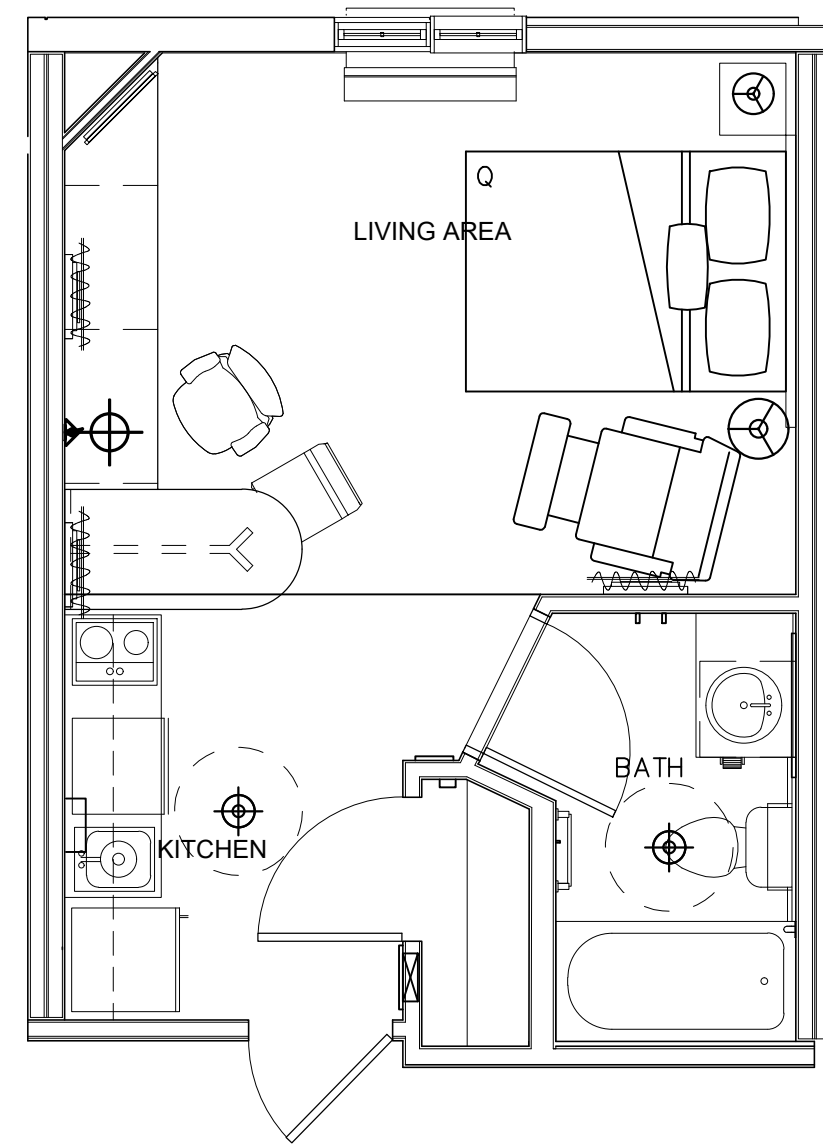
**REVISIONS**

NO.	DATE	DESCRIPTION

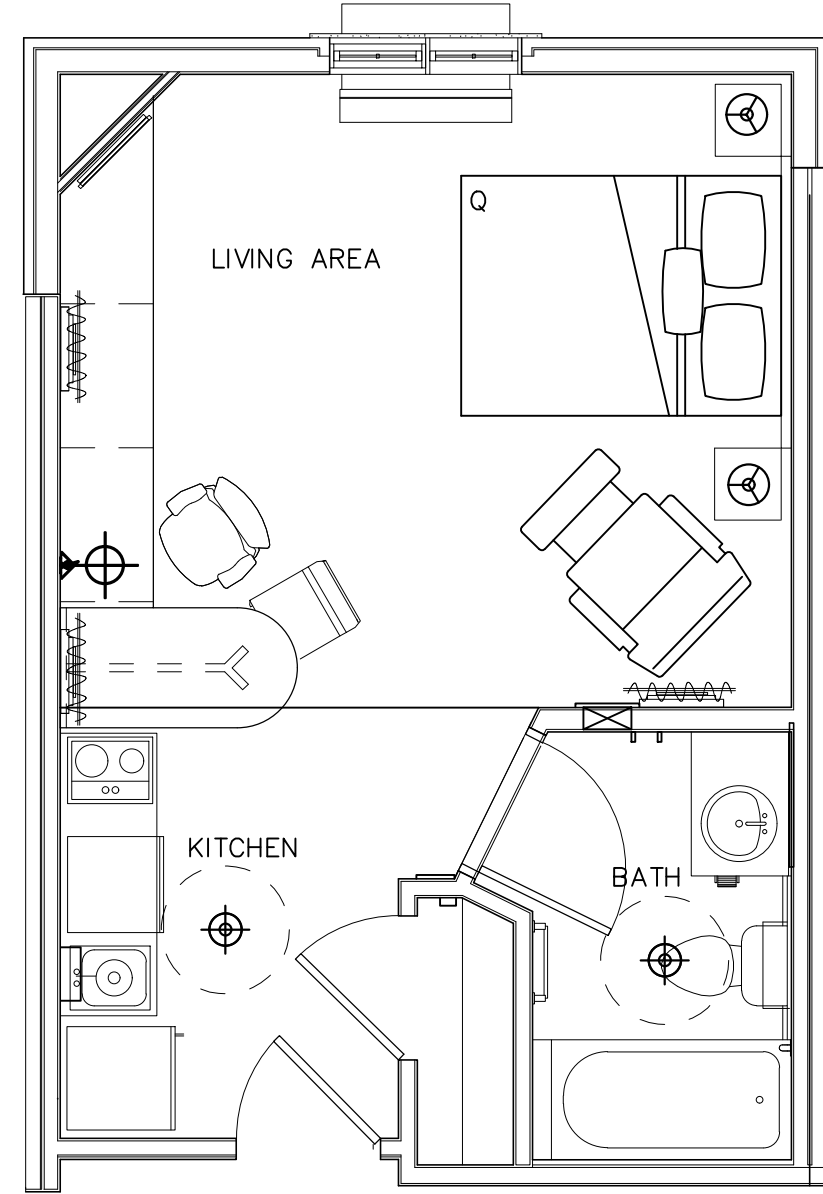
DRAWN BY: CHECKED BY: DATE: **OCTOBER 10, 2017**

SHEET TITLE: **EXTERIOR ELEVATIONS**

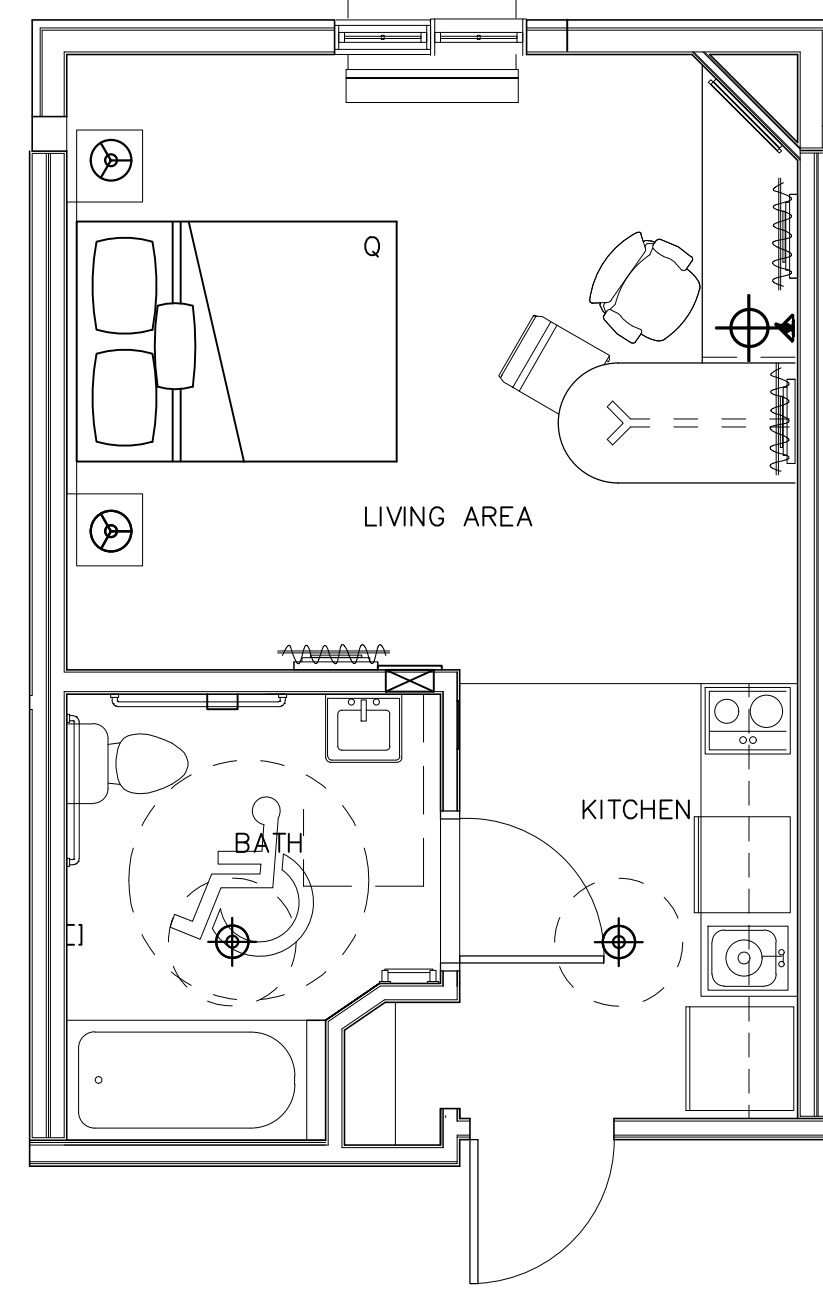
DRAWING NUMBER: **A-7.0** SHEET NO.: **7** OF **82**



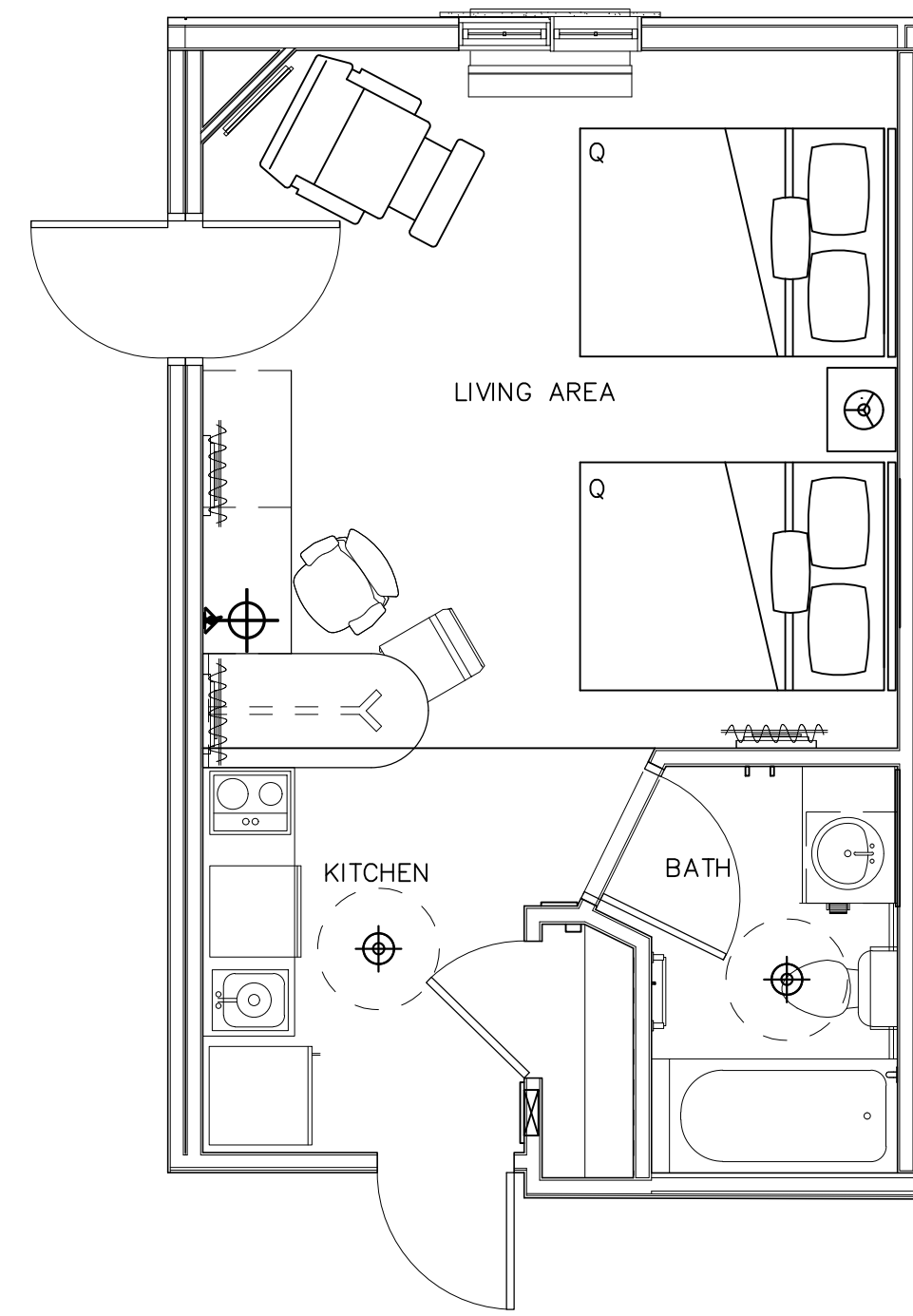
**A** TYPICAL STUDIO A - PLAN  
WITH BATHTUB  
1/4" = 1'-0"  
NOTE:  
COORDINATE J BOX & OUTLET LOCATIONS  
ACCORDING TO FURNITURE LAYOUT



**A1** TYP. EXTENDED  
STUDIO A1 - PLAN  
WITH BATHTUB  
1/4" = 1'-0"  
NOTE:  
COORDINATE J BOX & OUTLET LOCATIONS  
ACCORDING TO FURNITURE LAYOUT

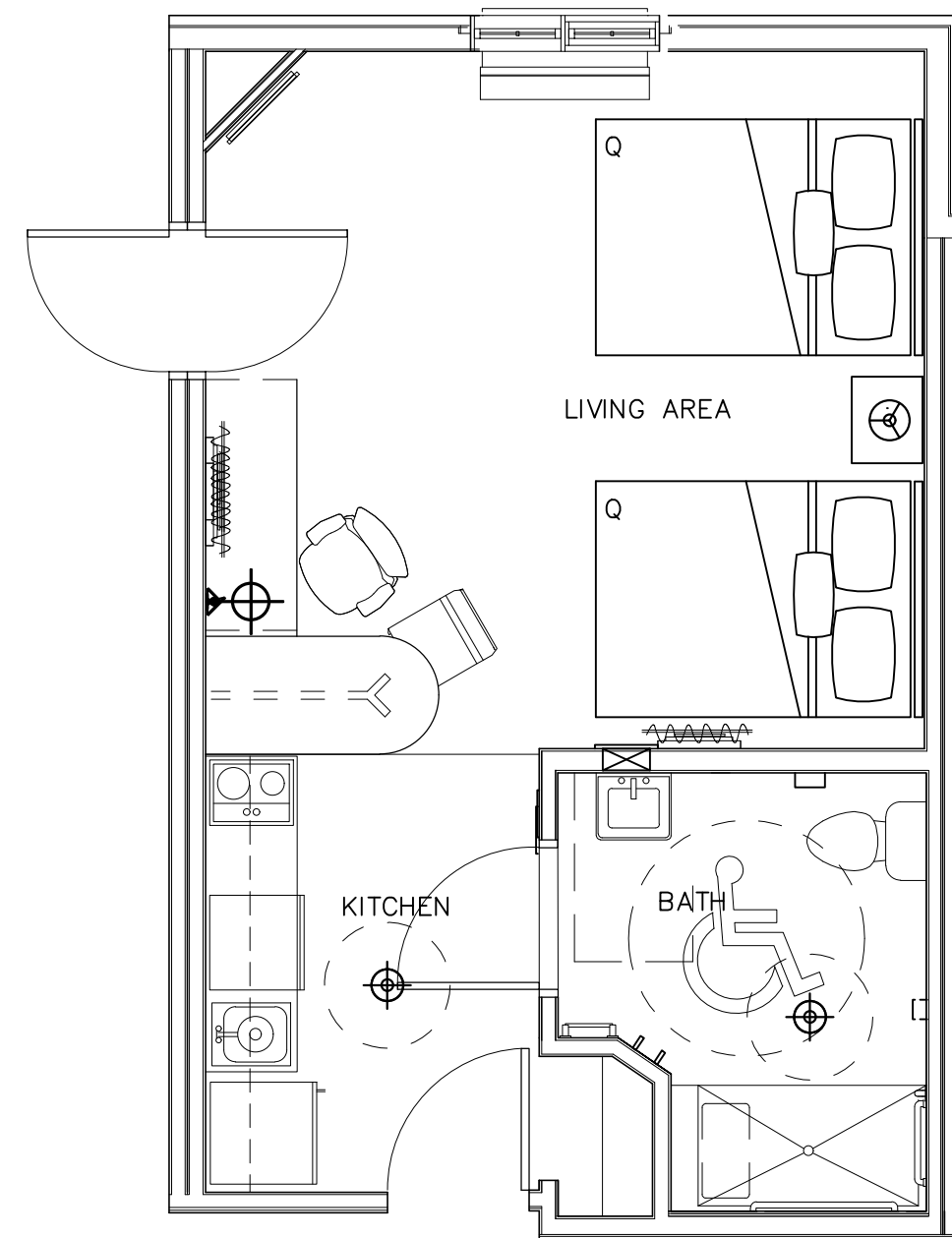


**A2** TYP. ACCESSIBLE  
EXTENDED STUDIO A2 - PLAN  
WITH BATHTUB  
1/4" = 1'-0"  
NOTE:  
COORDINATE J BOX & OUTLET LOCATIONS  
ACCORDING TO FURNITURE LAYOUT

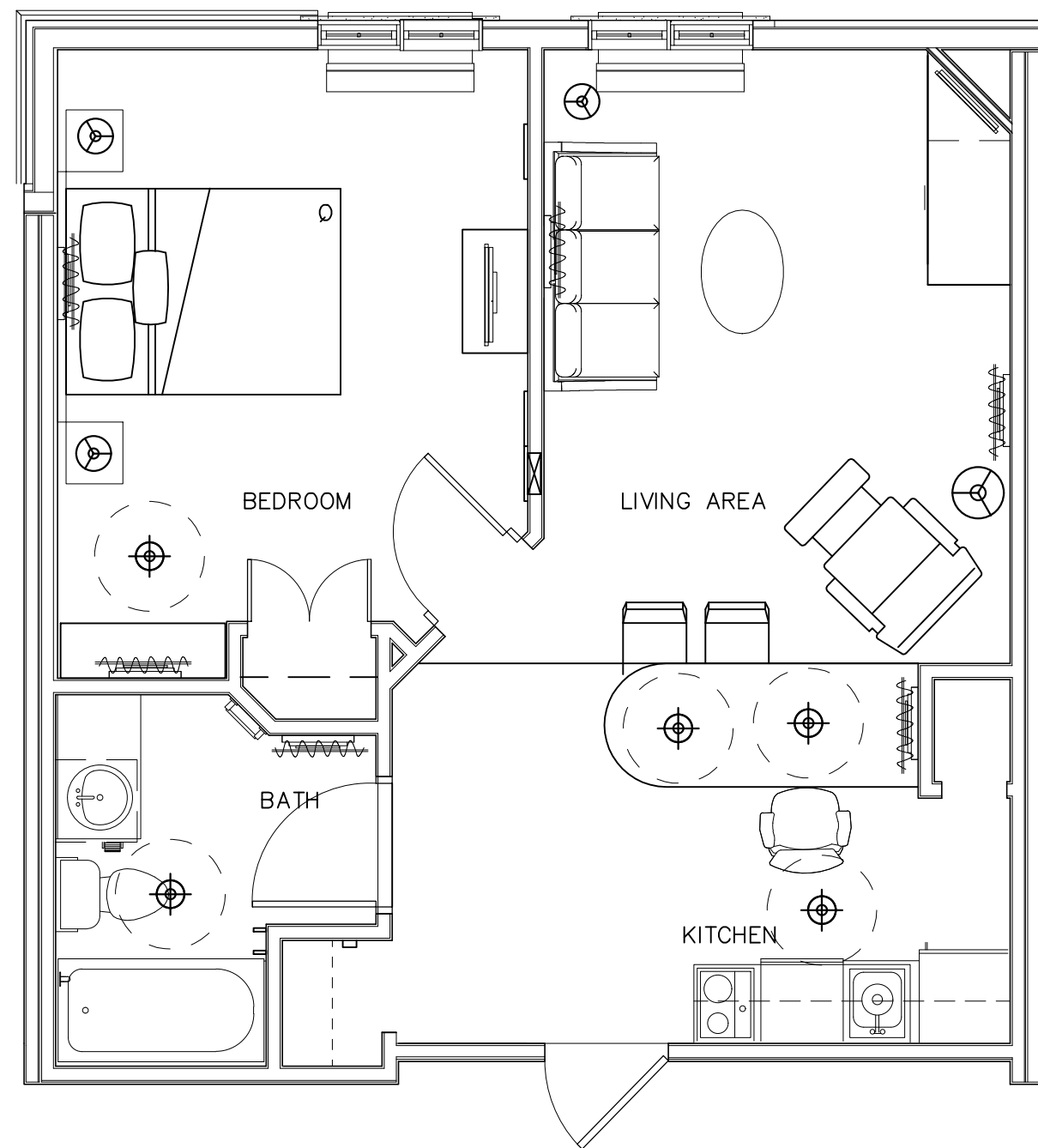


**B** TYP. EXTENDED  
STUDIO B - PLAN  
WITH BATHTUB  
1/4" = 1'-0"  
NOTE:  
COORDINATE J BOX & OUTLET LOCATIONS  
ACCORDING TO FURNITURE LAYOUT

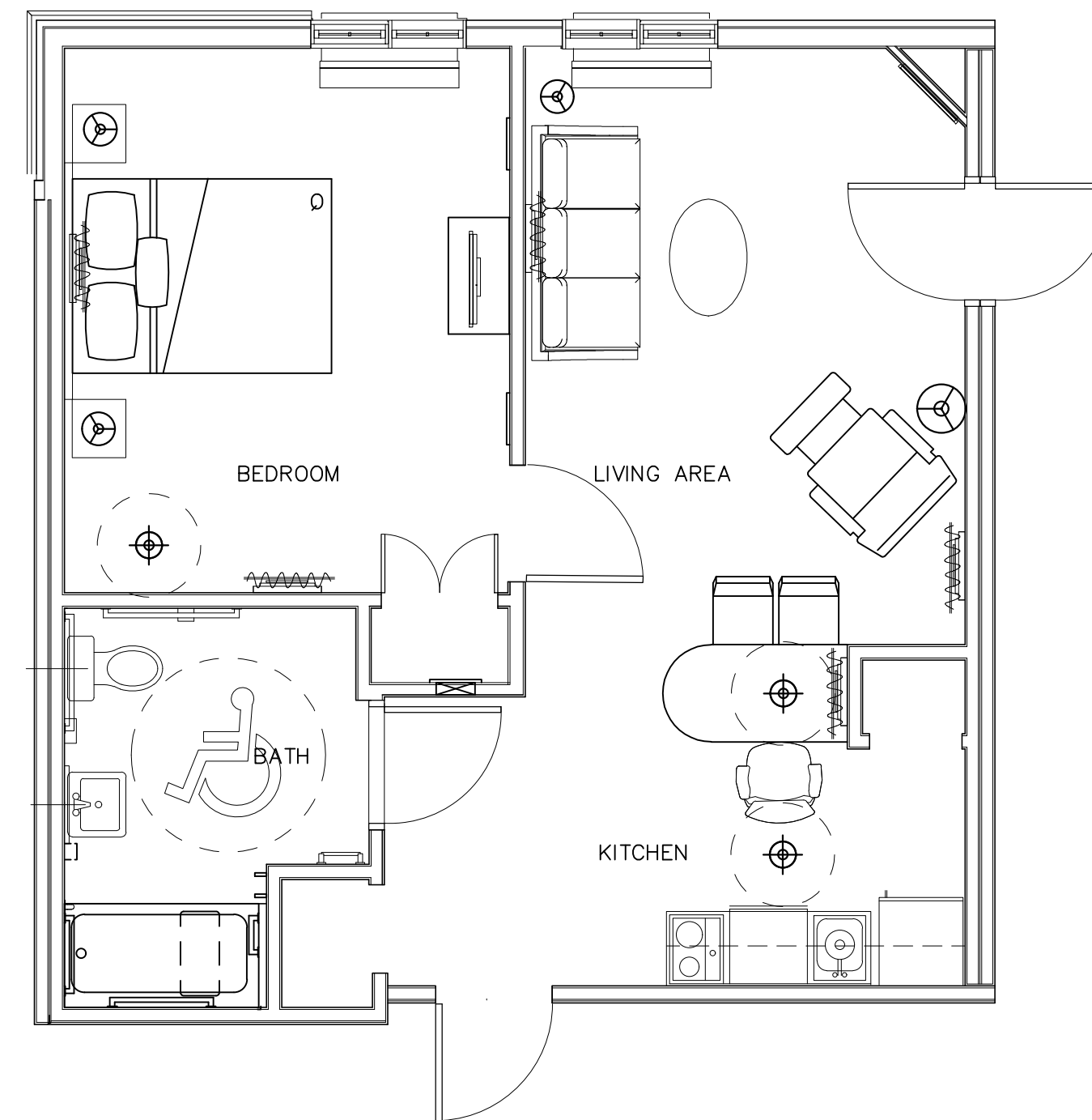
NOTE: REFER TO OVERALL PLANS FOR  
CONNECTING DOOR LOCATIONS



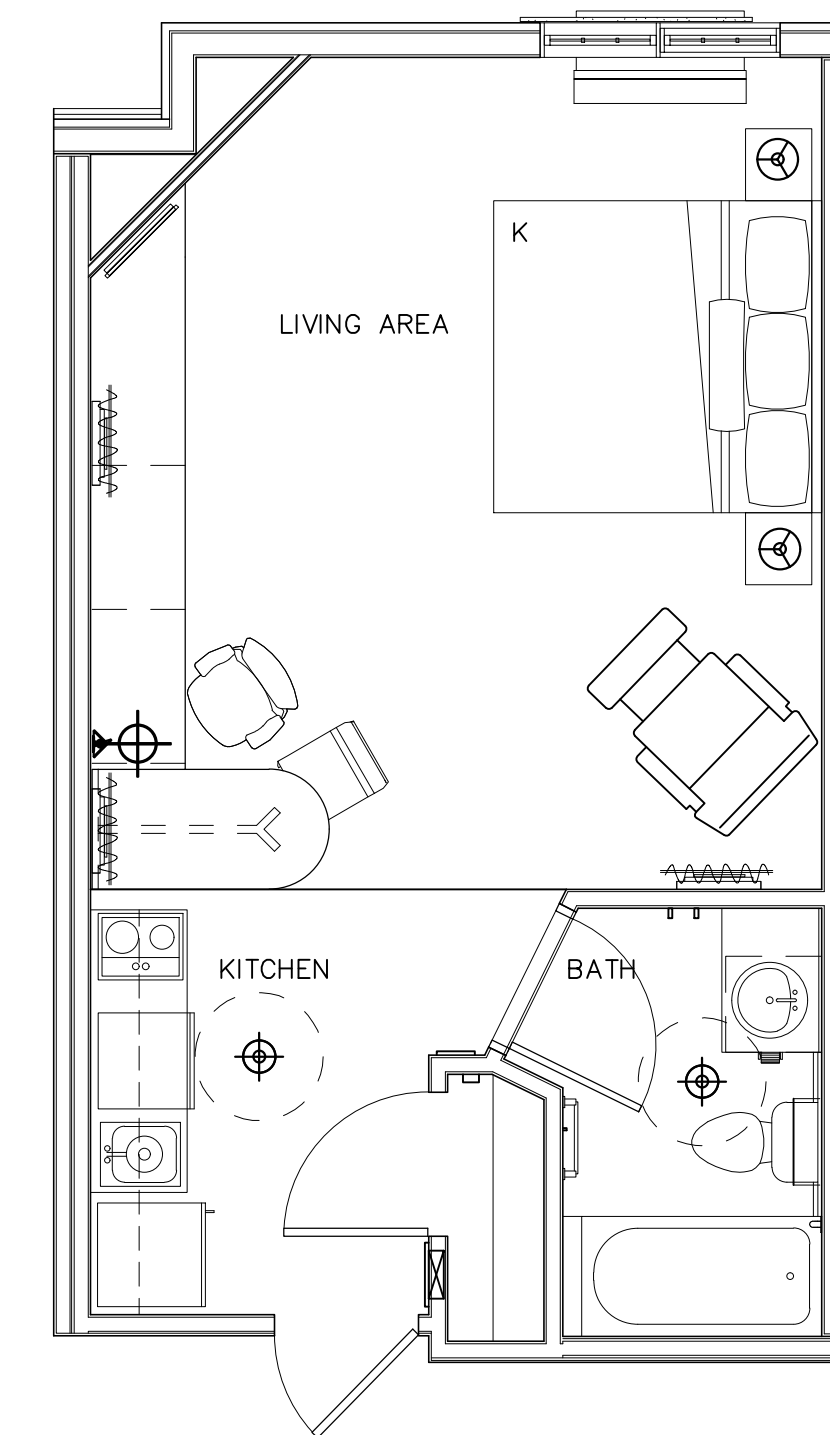
**B1** TYP. ACCESSIBLE  
EXTENDED STUDIO B1 - PLAN  
WITH BATHTUB  
1/4" = 1'-0"  
NOTE:  
COORDINATE J BOX & OUTLET LOCATIONS  
ACCORDING TO FURNITURE LAYOUT



**C** TYPICAL SUITE C - PLAN  
WITH BATHTUB  
1/4" = 1'-0"  
NOTE:  
COORDINATE J BOX & OUTLET LOCATIONS  
ACCORDING TO FURNITURE LAYOUT



**C1** TYP. ACCESSIBLE  
SUITE C1 - PLAN  
WITH BATHTUB  
1/4" = 1'-0"  
NOTE:  
COORDINATE J BOX & OUTLET LOCATIONS  
ACCORDING TO FURNITURE LAYOUT




**D** TYP. EXTENDED  
STUDIO D - PLAN  
WITH BATHTUB  
1/4" = 1'-0"  
NOTE:  
COORDINATE J BOX & OUTLET LOCATIONS  
ACCORDING TO FURNITURE LAYOUT

OWNER:  
INCI AKPINAR  
PROJECT NUMBER:  
TPP/2220/AKPINAR  
PROJECT TITLE:  
CANDLEWOOD SUITES  
CITY OF HOUSTON, TEXAS

PROPOSED  
CANDLEWOOD SUITES  
HINMAN STREET  
HOUSTON, TEXAS

ATRIUM DESIGN & MANAGEMENT  
COPYRIGHT

Copyright ATRIUM DESIGN & MANAGEMENT  
All Rights Reserved. The Duplication, Reproduction,  
Copying, Sale, Rental, Licensing or any other  
distribution or use these drawing, any portion  
thereof, or the plans depicted herein is Strictly  
Prohibited unless expressly authorized in writing  
by ATRIUM Design & Management.  
ADM is not be held responsible for the structural  
and architectural design in any way or matter.



COMPANY:



ATRIUM DESIGN & MANAGEMENT  
25600 Westheimer Pkwy Ste 110  
KATY, TX 77494  
(713) 532-6000  
www.atriumdm.com

CONSULTANT  
ISA TAN  
525 W 24TH STREET #2161  
HOUSTON, TX 77008  
(832) 973-0141  
TPBE F-19419

REVISIONS

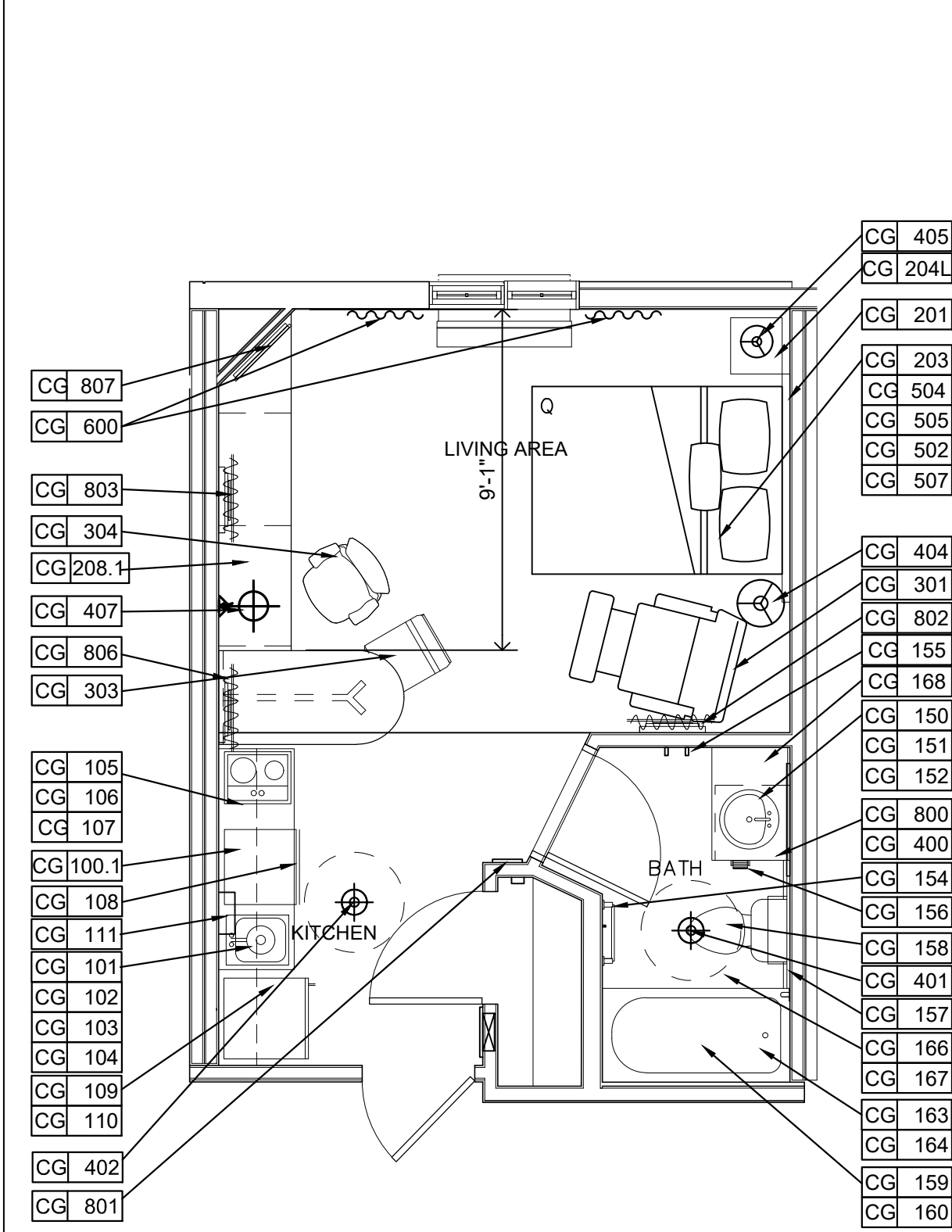
NO.	DATE	DESCRIPTION

DRAWN BY: CHECKED BY: DATE  
OCTOBER 10, 2017

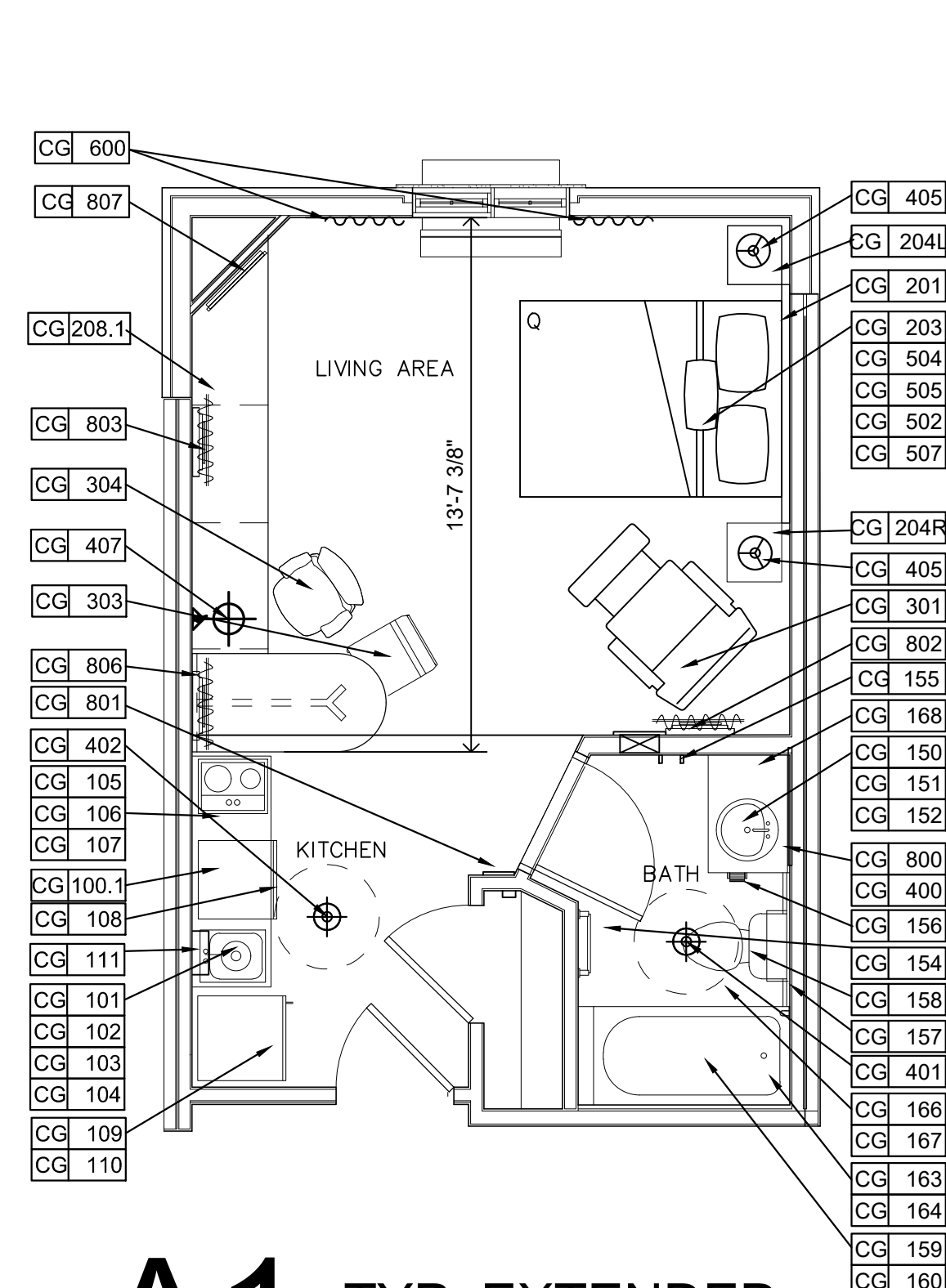
SHEET TITLE:  
GUEST ROOMS ENLARGED  
FLOOR PLANS

DRAWING NUMBER SHEET NO.  
FL-1 4 82

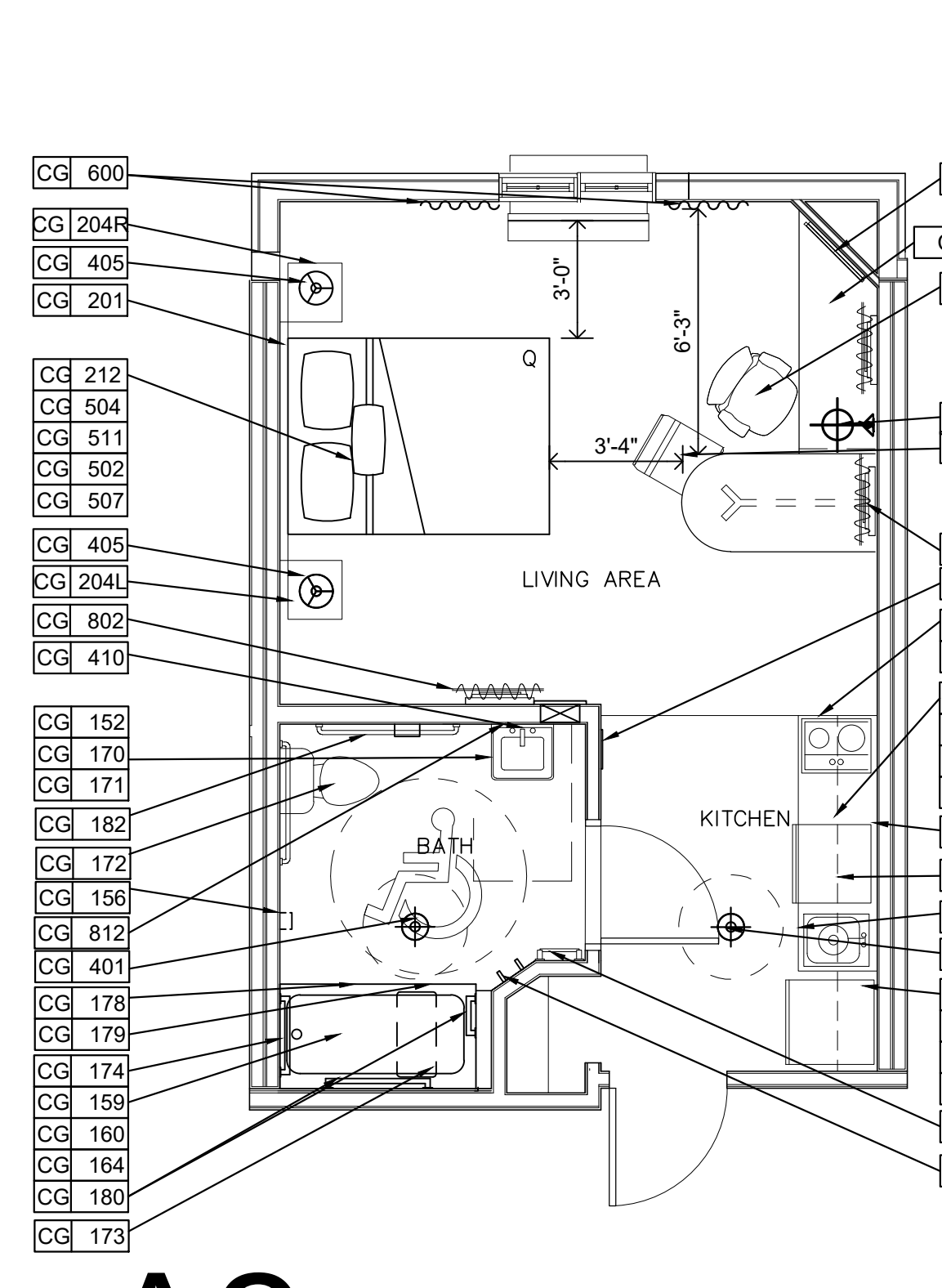




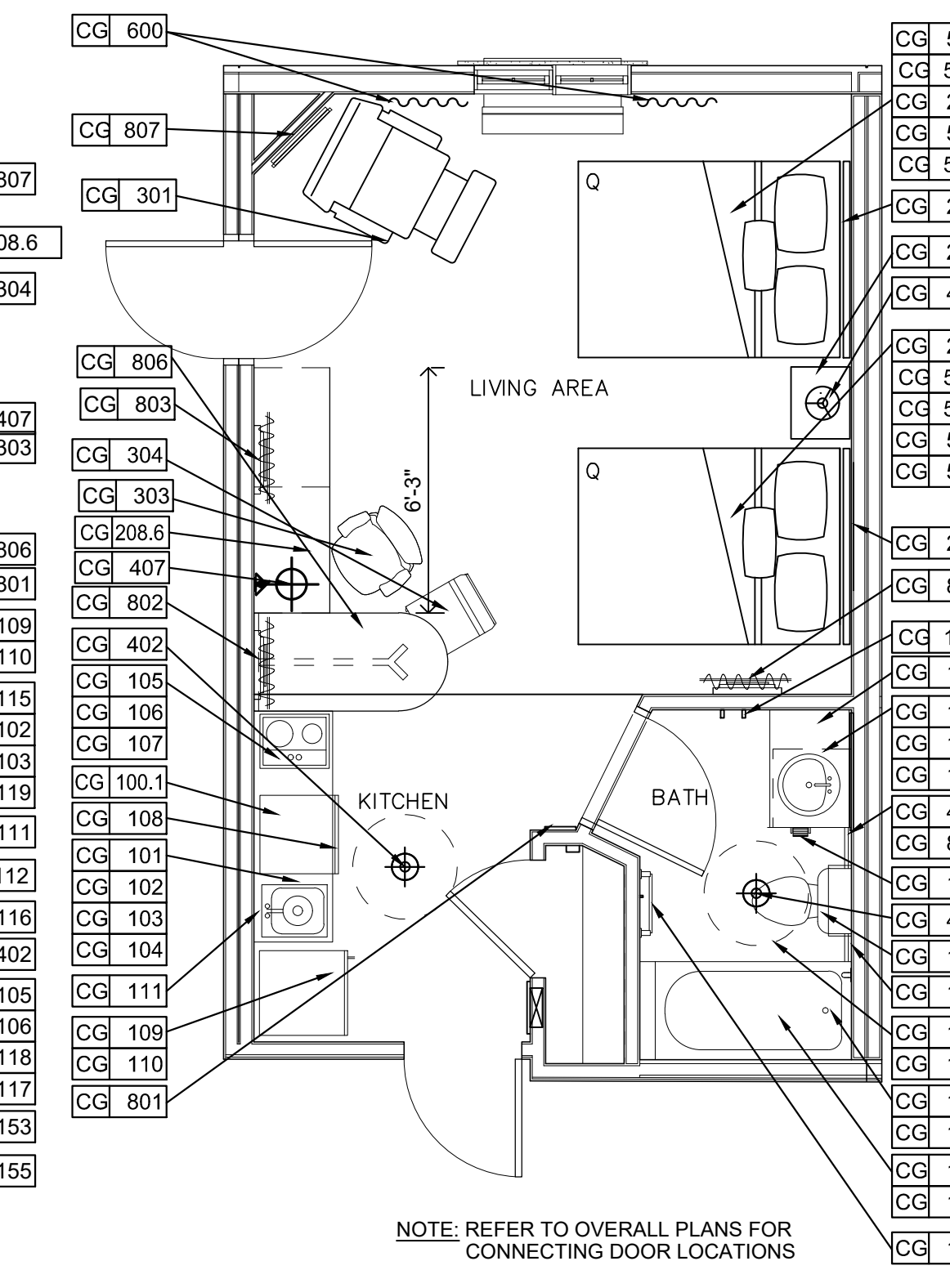
**A** TYPICAL STUDIO A - PLAN  
WITH BATHTUB  
NOTE:  
COORDINATE J BOX & OUTLET LOCATIONS  
ACCORDING TO FURNITURE LAYOUT  
1/4" = 1'-0"



**A1** TYP. EXTENDED STUDIO A1 - PLAN  
WITH BATHTUB  
NOTE:  
COORDINATE J BOX & OUTLET LOCATIONS  
ACCORDING TO FURNITURE LAYOUT  
1/4" = 1'-0"



**A2** TYP. ACCESSIBLE EXTENDED STUDIO A2 - PLAN  
WITH BATHTUB  
NOTE:  
COORDINATE J BOX & OUTLET LOCATIONS  
ACCORDING TO FURNITURE LAYOUT  
1/4" = 1'-0"



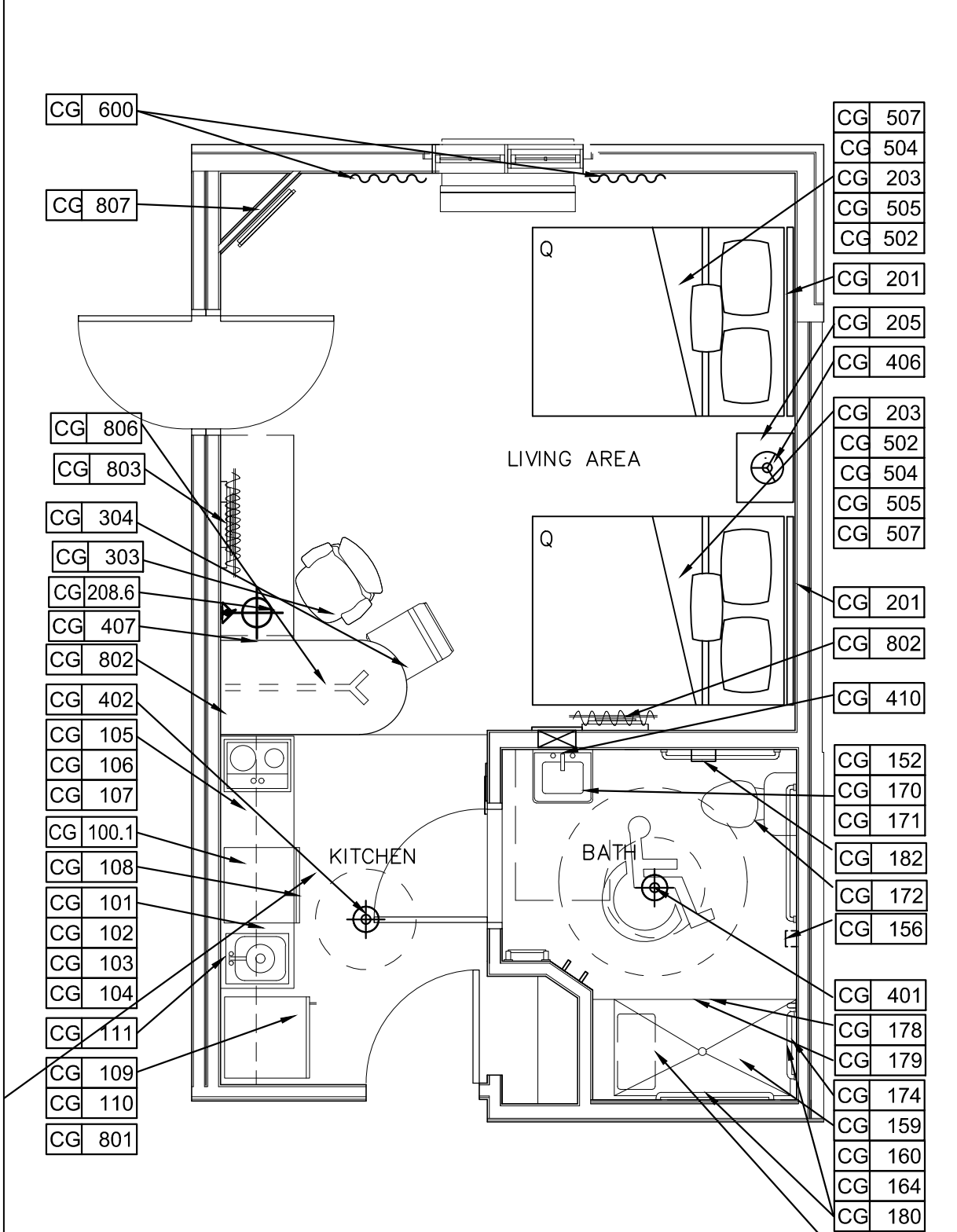
**B** TYP. EXTENDED STUDIO B - PLAN  
WITH BATHTUB  
NOTE:  
COORDINATE J BOX & OUTLET LOCATIONS  
ACCORDING TO FURNITURE LAYOUT  
1/4" = 1'-0"

- FURNITURE PLAN SCHEDULE**
- 100 - FIXTURES AND EQUIPMENT
  - 200 - CASEGOODS
  - 300 - UPHOLSTERY
  - 400 - LIGHTING
  - 500 - BEDDING
  - 600 - WINDOW TREATMENT
  - 700 - NOT USED
  - 800 - ARTWORK AND ACCESSORIES
  - 900 - NOT USED
  - 1000 - MISCELLANEOUS
  - 1100 - OUTDOOR

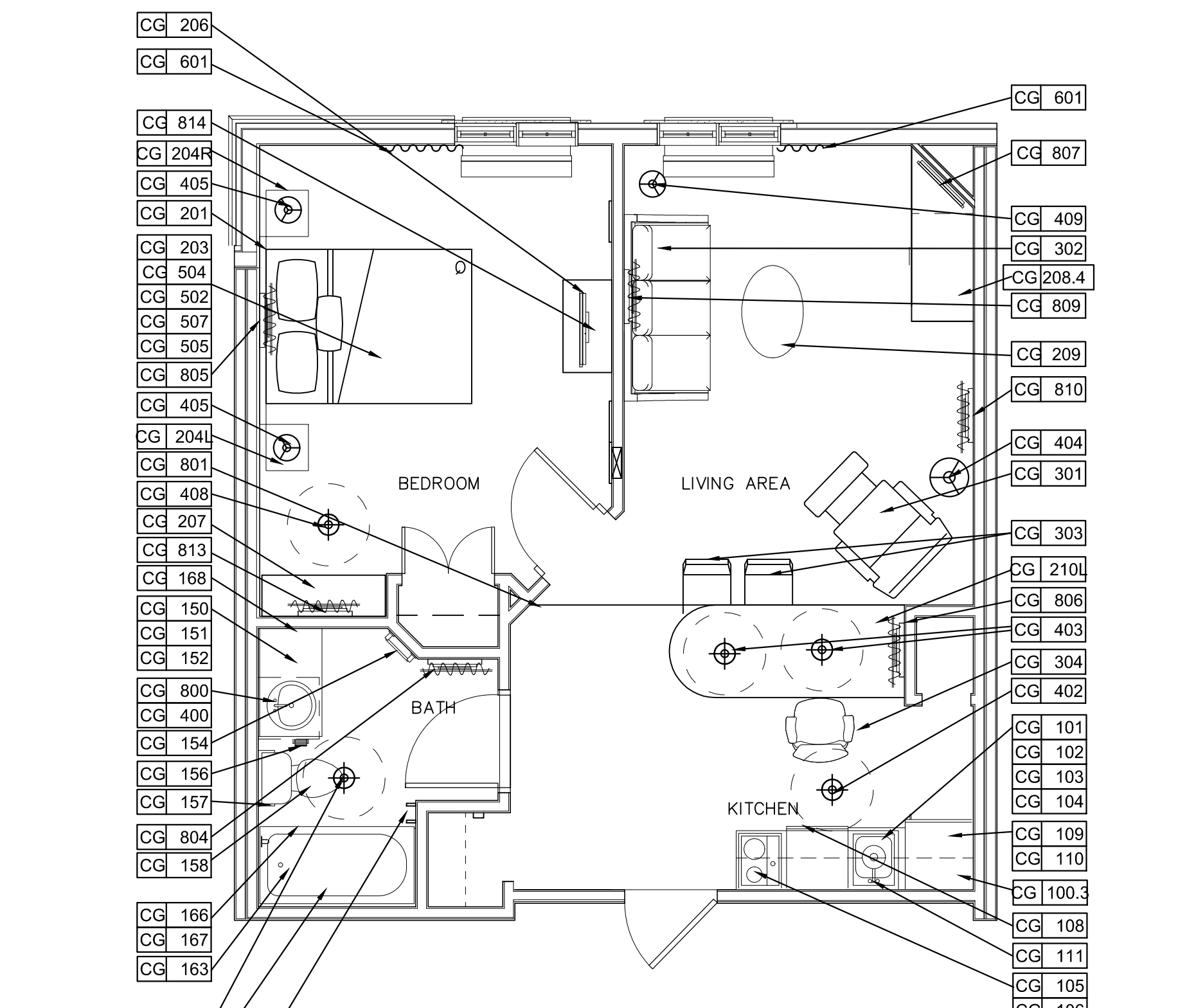
- FINISHES:**
- B = BASE
  - CPT = CARPET
  - PL = PLASTIC LAMINATE
  - PT = PAINT
  - RF = RESILIENT FLOORING
  - SF = SPECIAL FINISHES
  - ST = STONE
  - T = TILE
  - TR = TRANSITION STRIP
  - VCT = VINYL COMPOSITION TILE
  - VF = VINYL FLOORING
  - WC = WALL COVERING
  - WD = WOOD STAIN
  - WP = WALL PANEL
  - CG = CORNER GUARD
- CP = CANDLEWOOD PUBLIC SPACES

VERIFY OVERALL LENGTH OF KITCHEN + BATH MILLWORK COORDINATES W/ SHOP DWGS. ELEVATIONS + OTHER LAYOUTS

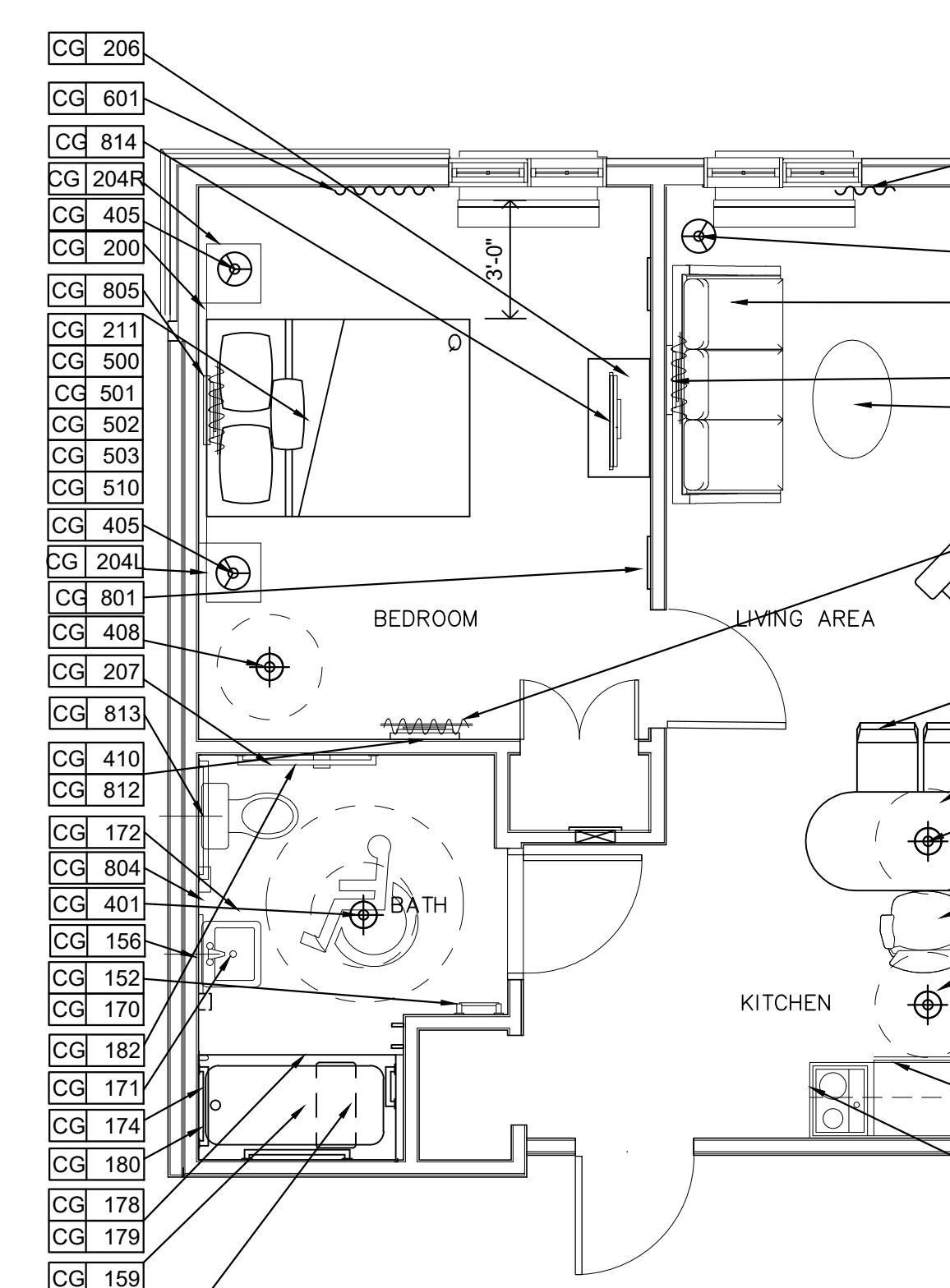
NOTE: REFER TO OVERALL PLANS FOR CONNECTING DOOR LOCATIONS



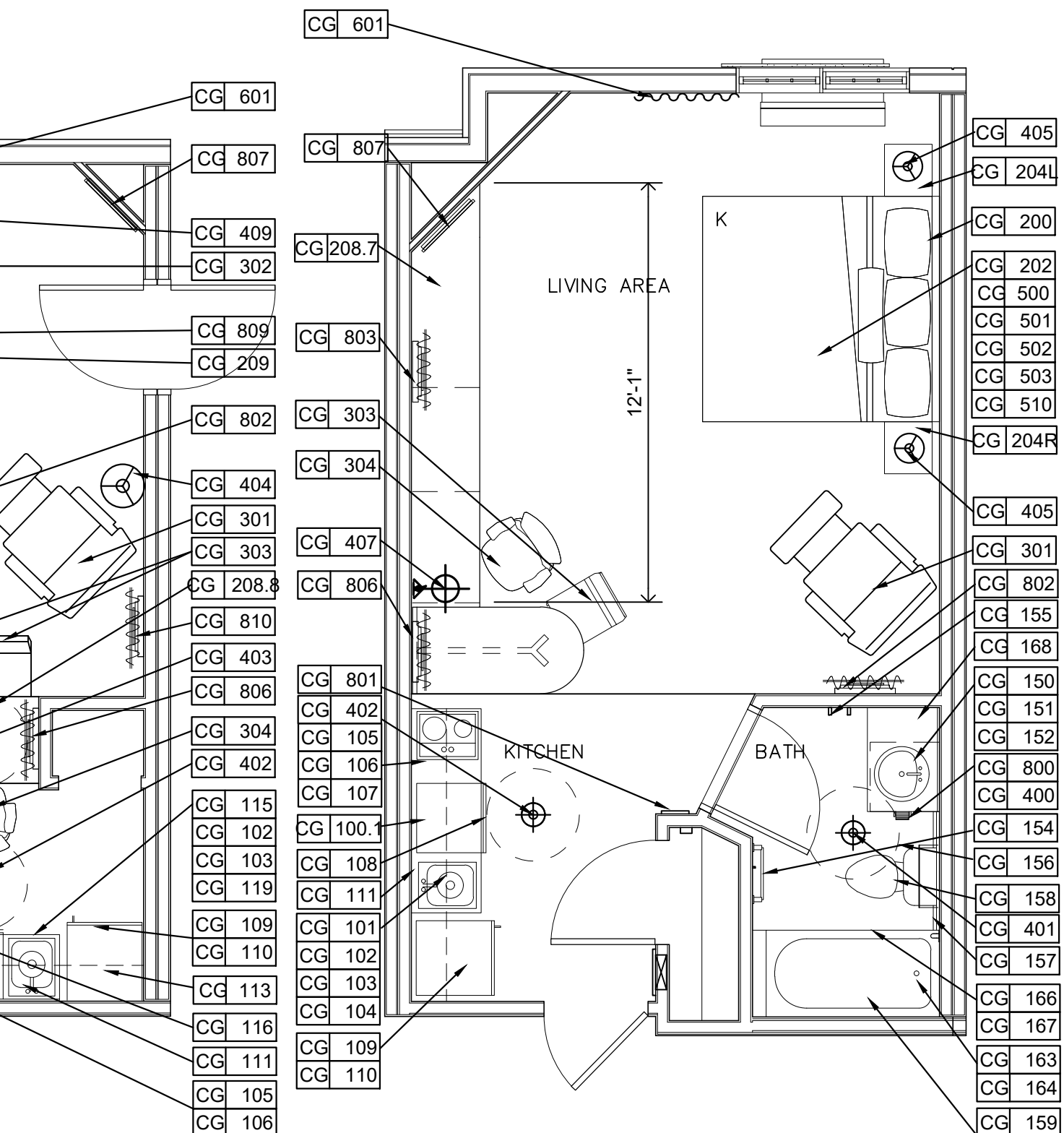
**B1** TYP. ACCESSIBLE EXTENDED STUDIO B1 - PLAN  
WITH BATHTUB  
NOTE:  
COORDINATE J BOX & OUTLET LOCATIONS  
ACCORDING TO FURNITURE LAYOUT  
1/4" = 1'-0"



**C** TYPICAL SUITE C - PLAN  
WITH BATHTUB  
NOTE:  
COORDINATE J BOX & OUTLET LOCATIONS  
ACCORDING TO FURNITURE LAYOUT  
1/4" = 1'-0"



**C1** TYP. ACCESSIBLE SUITE C1 - PLAN  
WITH BATHTUB  
NOTE:  
COORDINATE J BOX & OUTLET LOCATIONS  
ACCORDING TO FURNITURE LAYOUT  
1/4" = 1'-0"



**D** TYP. EXTENDED STUDIO D - PLAN  
WITH BATHTUB  
NOTE:  
COORDINATE J BOX & OUTLET LOCATIONS  
ACCORDING TO FURNITURE LAYOUT  
1/4" = 1'-0"

VERIFY FINAL FURNITURE, FIXTURE AND EQUIPMENT LAYOUT/PLAN WITH INTERCONTINENTAL HOTELS GROUP SPECIFICATION BOOK

OWNER: INCI AKPINAR

PROJECT NUMBER: TPP/2220/AKPINAR

PROJECT TITLE: CANDLEWOOD SUITES  
CITY OF HOUSTON, TEXAS

PROPOSED CANDLEWOOD SUITES  
HINMAN STREET  
HOUSTON, TEXAS

ATRIUM DESIGN & MANAGEMENT  
COPYRIGHT

Copyright ATRIUM DESIGN & MANAGEMENT  
All Rights Reserved. The Duplication, Reproduction, Copying, Sale, Rental, Licensing or any other distribution or use these drawing, any portion thereof, or the plans depicted hereon is strictly prohibited unless expressly authorized in writing by ATRIUM Design & Management.  
ADM is not to be held responsible for the structural and architectural design in any way or matter.

COMPANY:

**ATRIUM**  
DESIGN & MANAGEMENT

ATRIUM DESIGN & MANAGEMENT  
25600 Westheimer, Pkwy, Ste 110  
KATY, TX 77494  
(713) 532-6000  
www.atriumdm.com

CONSULTANT: ISA TAN  
525 W 24TH STREET #2161  
HOUSTON, TX 77008  
(832) 973-0141  
TYPE F-19419

REVISIONS

NO.	DATE	DESCRIPTION

DRAWN BY: \_\_\_\_\_ CHECKED BY: \_\_\_\_\_ DATE: **OCTOBER 10, 2017**

SHEET TITLE: **QUEST ROOMS ENLARGED FURNITURE CODED PLANS**

DRAWING NUMBER: **FL-2** SHEET NO. **4** OF **82**