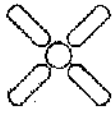


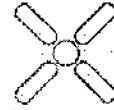
MASTER  
BEDROOM



13' x 15'

PATIO

BEDROOM 2



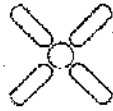
10' x 12'6"

MASTER  
BATH

SHOWER

TV  
NOOK

FAMILY  
ROOM



14'6" x 19'

WALK-IN  
CLOSET

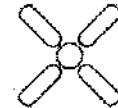
BATH

BREAKFAST  
ROOM

10' X 9'8"

WALK-IN  
CLOSET

BEDROOM 3



12' x 10'

UTILITY

W

D

KITCHEN

12' X 12'

FOYER

REF

TWO CAR GARAGE

DINING ROOM

12' X 10'6"