



Account Number: 48250

Invoice Number: RES000001200372
Amount Due: \$6.21
Due Date: 05/29/2024

Question About Your Bill? Customer Service Hours M-F: 8:00 AM - 7:00 PM CST Excluding Holidays

833-SHELL-HM F-832-487-1821

HappytoHelp@ShellEnergy.com

www.ShellEnergy.com

Login to your My Energy Hub today at:

My Energy Hub features include:

- Mobile-friendly
- Easy Renewal - check to see if you're up for renewal to make certain you lock our new low rates!
- View your invoices
- Seamless Transfer of service
- Edit billing and payment information
- Make one-time payments
- View your billing history and contract documents
- Message Center to manage important notices from Shell Energy
- Historical usage data and export functionality

Summary of Total Current Charges

| | |
|-------------------------------------|---------------|
| Total Shell Energy Charges | \$(1.07) |
| Total TDU Delivery Charges | \$7.26 |
| Total Taxes | \$0.02 |
| Total Other Charges and Adjustments | \$0.00 |
| Total Current Charges | \$6.21 |

Account Balance as of Invoice Date 05/13/2024

| | |
|--------------------------------|---------------|
| Previous Balance | \$5.06 |
| Payments Received - Thank you | \$(5.06) |
| Billing Account Adjustments | \$0.00 |
| Late Charges | \$0.00 |
| Total Prior Period Adjustments | \$0.00 |
| Total Balance Due | \$6.21 |

For more information about residential electric service please visit www.powertochoose.com

Please return this portion with your payment



Invoice Number: RES000001200372
 Account Number: 48250
 Due Date: 05/29/2024
 Amount Due: \$6.21
 Amount Due after 05/29/2024: \$6.52
 Amount Enclosed: \$

DO NOT PAY. Your account is set up on Automatic Draft.

Please pay online at or mail your check with this stub or pay via MP2 Energy Texas LLC
Routing #: 111000614/0211000021
Account #: 100061594

Bill Payment Assistance Program
To support low income utility billing assistance check the box and fill in the desired amount

\$

6906 TWILIGHT ELM TRACE
KATY, TX 77493-3390

Shell Energy Solutions
P.O. Box 733543
Dallas, TX 75373-3543

733543000004825000000006212413400055053488



Account Number: 48250

Question About Your Bill? Customer Service Hours M-F: 8:00 AM - 7:00 PM CST Excluding Holidays



833-SHELL-HM F-832-487-1821



HappytoHelp@ShellEnergy.com



www.ShellEnergy.com

ESI ID: 1008901024901411220118

Service Address: 6906 TWILIGHT ELM TRACE KATY, TX 77493-3390

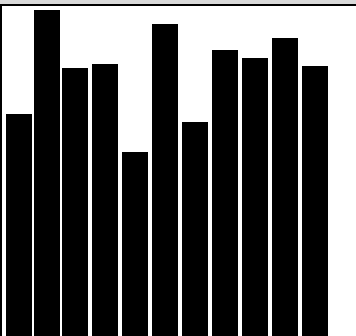
Your Reference:

Email:

Contract Expiration Date: 06/30/2026

Usage History:

488 714 588 596 405 687 473 628 609 654 592



M J J A S O N D J F M A

Historical Average Usage 584.91 Historical 11 months Usage:6,434.00

For Outages/Emergencies Call: CenterPoint Energy 800-332-7143

Shell Energy Solutions PUCT: 10174

Table with columns: Meter, Service Period, Current Read, Prior Read, Mult, Read Type, Usage (kWh), Demand (kW)

Charges for Billing Period for 04/10/2024 - 05/09/2024

Table for Shell Energy Charges with columns: Description, Quantity, Unit Price, Total

Table for CenterPoint Energy Charges with columns: Description, Total

Table for Taxes with columns: Description, Total

Table for Other Charges and Adjustments with columns: Description, Total

Summary table for Total Current Charges

The average price you paid for electric service this month was 8.7¢ per kWh excluding Taxes and non-recurring charges or credits.

Your electricity usage is being measured by an AMS (Smart) Meter that reports usage amounts every 15 minutes. In some cases, because of rounding and other related factors, the sum of all 15- minute usage in a billing period may vary slightly from ending read minus beginning read. If you believe this bill includes unauthorized charges, you should contact Shell Energy to dispute these charges. If you are not satisfied with our review, you may file a complaint with the Public Utility Commission of Texas, P.O. Box 13326, Austin, Texas 78711-3326, (512) 936-7120 or toll free in Texas at (888) 782-8477. Hearing and speech-impaired individuals with text telephones (TTY) may contact the commission at (512) 936-7136.



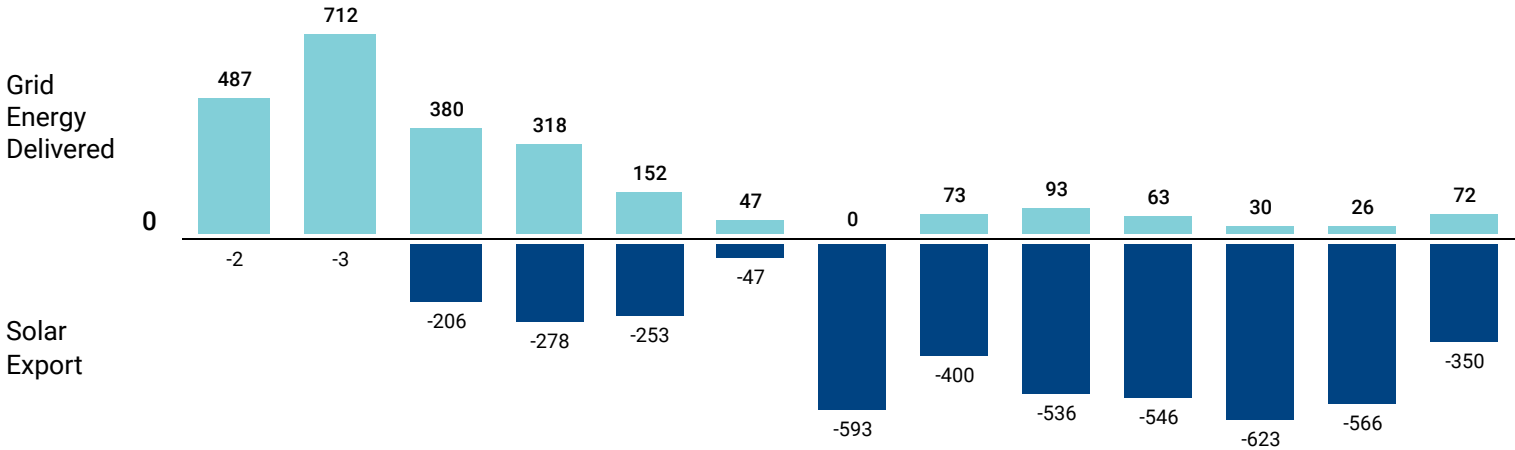
This Month's Total Due
\$6.21

Your Energy Rate (\$/kWh)
\$0.082

1008901024901411220118

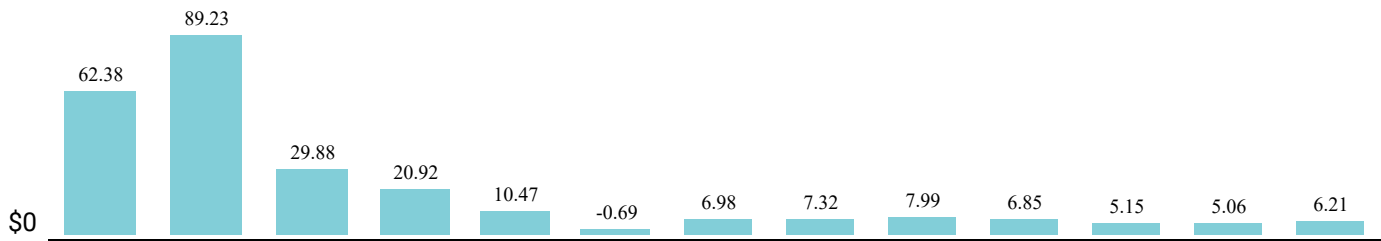
MONTHLY SOLAR DASHBOARD 04/10/2024 - 05/09/2024

ELECTRICITY USAGE



| Meter Read Date | Jun 08 | Jul 10 | Aug 08 | Sep 07 | Oct 06 | Nov 05 | Nov 06 | Dec 07 | Jan 10 | Feb 09 | Mar 11 | Apr 10 | May 09 |
|-----------------|--------|--------|--------|--------|--------|--------|--------|--------|--------|--------|--------|--------|--------|
| Consumed | 487 | 712 | 380 | 318 | 152 | 47 | 0 | 73 | 93 | 63 | 30 | 26 | 72 |
| Exported Solar | -2 | -3 | -206 | -278 | -253 | -47 | -593 | -400 | -536 | -546 | -623 | -566 | -350 |
| Applied Bank | 0 | 0 | 0 | 0 | 0 | 0 | 0 | 0 | 0 | 0 | 0 | 0 | 0 |
| Billed Power | 485 | 709 | 174 | 40 | 0 | 0 | 0 | 0 | 0 | 0 | 0 | 0 | 0 |
| Remaining Bank | 0 | 0 | 0 | 0 | 101 | 101 | 694 | 328 | 771 | 1,254 | 1,846 | 2,387 | 2,665 |

ELECTRICITY COST



| Meter Read Date | Jun 08 | Jul 10 | Aug 08 | Sep 07 | Oct 06 | Nov 05 | Nov 06 | Dec 07 | Jan 10 | Feb 09 | Mar 11 | Apr 10 | May 09 |
|---------------------------|----------|----------|-----------|-----------|-----------|----------|--------|----------|----------|----------|----------|----------|----------|
| Invoice Before Solar | \$62.55 | \$89.50 | \$49.88 | \$47.93 | \$25.19 | \$3.87 | \$6.98 | \$14.37 | \$16.97 | \$12.97 | \$8.10 | \$7.57 | \$13.16 |
| Shell Energy Solar Credit | \$(0.17) | \$(0.27) | \$(20.00) | \$(27.01) | \$(14.72) | \$(4.56) | \$0.00 | \$(7.05) | \$(8.98) | \$(6.12) | \$(2.95) | \$(2.51) | \$(6.95) |
| Total Current Charges | \$62.38 | \$89.23 | \$29.88 | \$20.92 | \$10.47 | \$(0.69) | \$6.98 | \$7.32 | \$7.99 | \$6.85 | \$5.15 | \$5.06 | \$6.21 |