




D. INFORMATION FROM GOVERNMENTAL AGENCIES: Pamphlets describing on-site sewer facilities are available from the Texas Agricultural Extension Service. Information in the following table was obtained from Texas Commission on Environmental Quality (TCEQ) on 10/24/2002. The table estimates daily wastewater usage rates. Actual water usage data or other methods for calculating may be used if accurate and acceptable to TCEQ.

<u>Facility</u>	<u>Usage (gal/day) without water- saving devices</u>	<u>Usage (gal/day) with water- saving devices</u>
Single family dwelling (1-2 bedrooms; less than 1,500 sf)	225	180
✓ Single family dwelling (3 bedrooms; less than 2,500 sf)	300	240
Single family dwelling (4 bedrooms; less than 3,500 sf)	375	300
Single family dwelling (5 bedrooms; less than 4,500 sf)	450	360
Single family dwelling (6 bedrooms; less than 5,500 sf)	525	420
Mobile home, condo, or townhouse (1-2 bedroom)	225	180
Mobile home, condo, or townhouse (each add'l bedroom)	75	60

This document is not a substitute for any inspections or warranties. This document was completed to the best of Seller's knowledge and belief on the date signed. Seller and real estate agents are not experts about on-site sewer facilities. Buyer is encouraged to have the on-site sewer facility inspected by an inspector of Buyer's choice.


Signature of Seller _____ Date _____

 
Signature of Seller _____ Date _____

Receipt acknowledged by:

Signature of Buyer _____ Date _____

Signature of Buyer _____ Date _____