

Property Address

📍 5411 Brookway Willow Drive

■ INTERIOR WALL PAINT - SW GREEK VILLA

■ INTERIOR WALL TRIM + BASEBOARDS WHITE

■ **ACCENT WALLS -7/7**

FOYER ENTRY / STUDY / DINING / STAIRCASE / LIVING / MASTER / GAMEROOM

EXTERIOR

LANDSCAPE - TRIM + MOW GRASS FOR PROPER CLEAN UP + LANDSCAPING SHRUBS + ALL SEASON FLOWER AND PLANTS (RIGHT FACING WINDOW BED) REMOVE ALL UNNECESSARY DECOR BY PLANTERS AND IN YARD, CLEAR FRONT PATHWAY
FRONT LAWN - NEW TURF ADDED TO FRONT LAWN

PAINT EXTERIOR FRONT DOOR

REPAIR RIGHT SIDE FENCE GATE + REPLACE GUTTERS

EXTERIOR BRICKS CAULKING

PRESSURE WASH ENTIRE PROPERTY EXTERIOR +DRIVEWAY,
PRESSURE WASH GARAGE (FLOOR) INTERIOR
PAINT GARAGE (INTERIOR) FLOOR AND WALLS

INTERIOR

GENERAL - RECESSED LIGHTS (HAUL TRASH)

**PAINT FULL HOUSE + fix wall texture , PAINT GARAGE FLOOR AND WALLS ,
damaged TRIM, BASEBOARDS**

REPLACE DAMAGED SWITCHES + LIGHTS + DAMAGED BLINDS

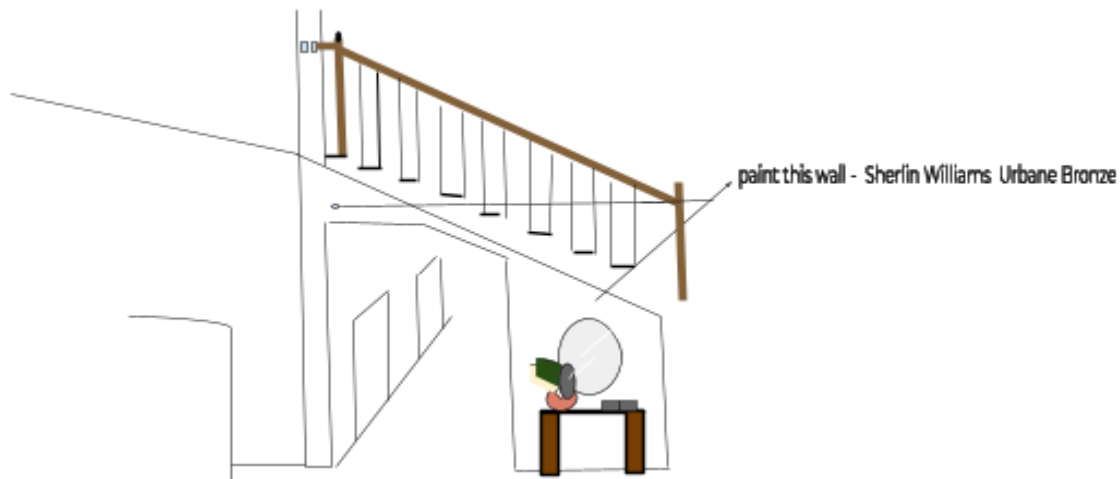
REPLACE ALL FIXTURE LIGHT BULBS TO GIVEN TEMPERATURES

**INSTALL UPGRADE FIXTURES REF ENTRY/FOYER, STUDY , LIVING,DINING,
BREAKFAST,GAMEROOM ,MASTER BEDROOM + BATHROOM , POWDER BATH +
FULL BATHROOM LEVEL 2**

INSTALL -new 6in recessed lights to foyer ceiling ,upstairs level , swap all non working 4in recessed lights , recessed light temperature to be set as advised.

LEVEL 1- paint entire level 1 ENTRANCE AREA

- Change entry/foyer fixture
- Paint accent wall (design attached below)



paint entry accent wall

POWDER BATHROOM



- Change tile (floor) -matte porcelain tile
- paint powder bathroom - SW black fox walls
- PAINT CABINETS / VANITY + Install Hardware
 - Replace vanity MIRROR
 - Remove vanity light, patch work
 - Install Pendant light

COAT ACCENT STORAGE CLOSET


- paint CLOSET - SW black fox walls /shelf top

LAUNDRY ROOM

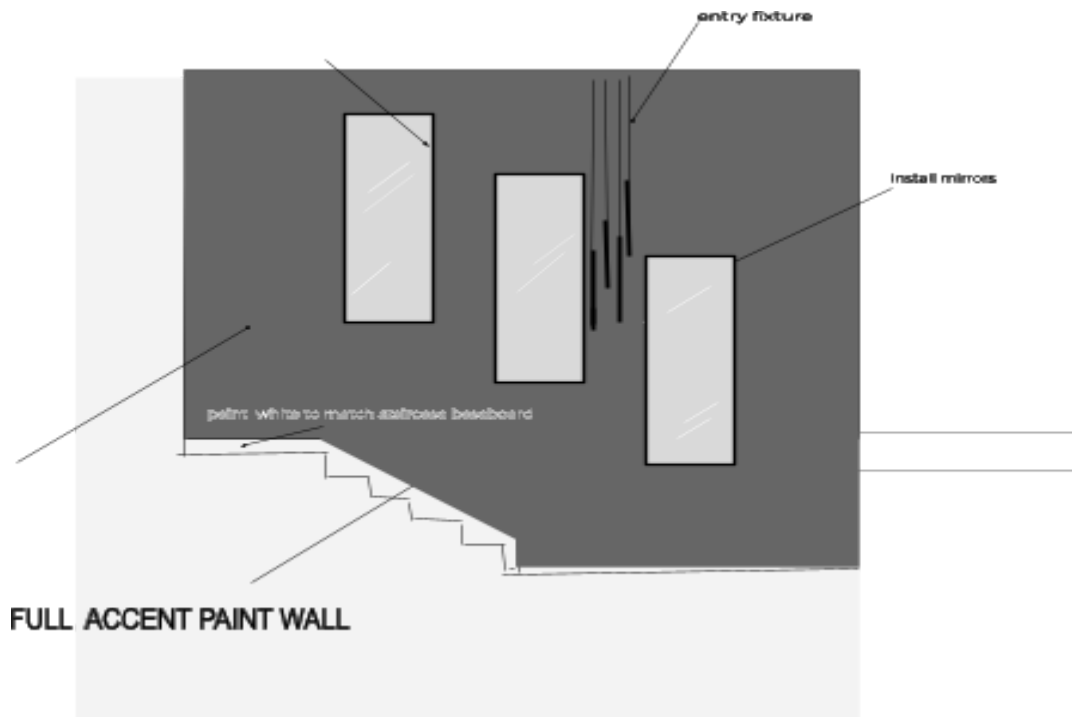
- Change tile (floor) - porcelain tile
- Swap mount fixture with recessed light

STAIRWAY

- Remove small handrail
- Sand and paint stairs Combination
- Paint hand railing- **taupe**

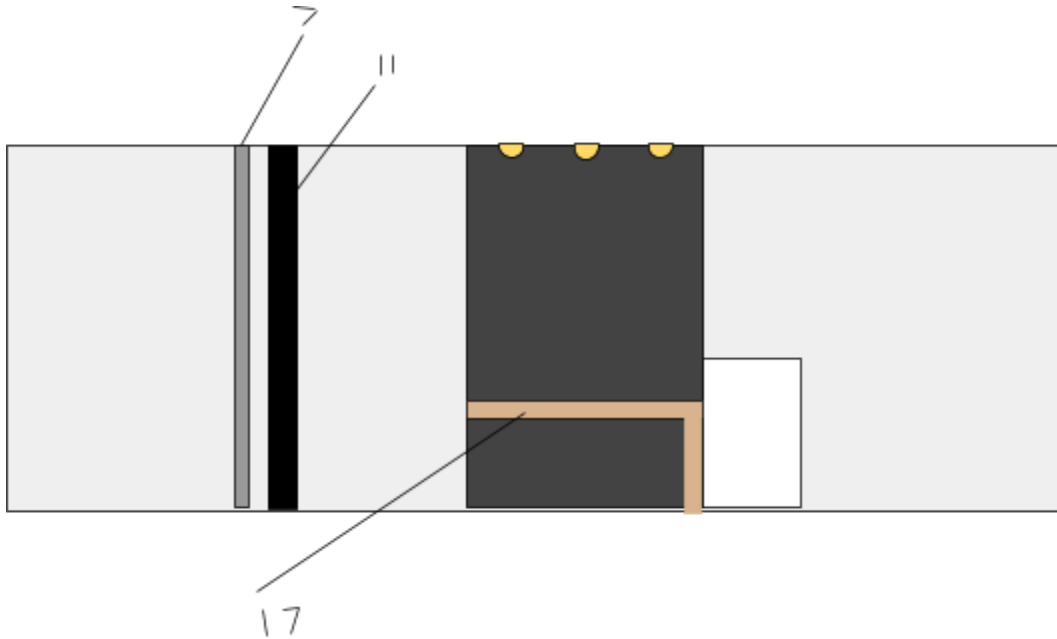


2- Stairway Area accent wall



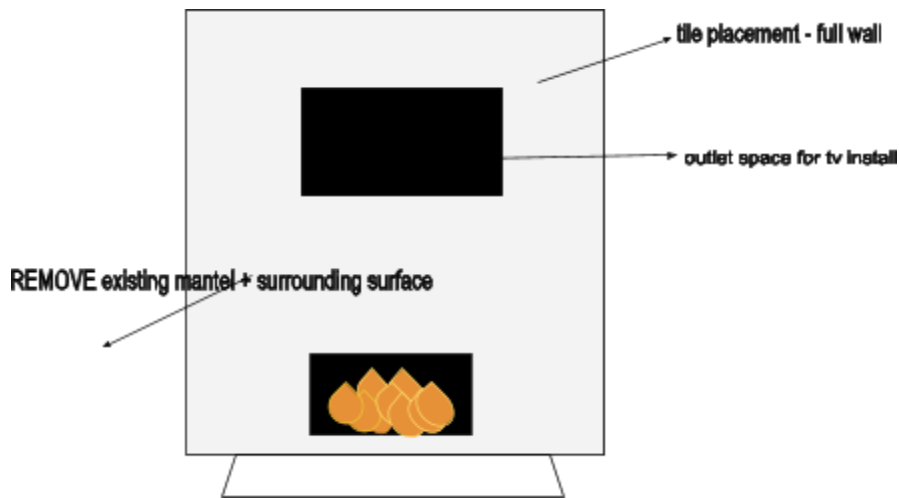
LIVING ROOM

- Install 52" Modern fan/fixture
- Paint accent walls (design attached below)
- full tile accent -fireplace wall
- Change fireplace mantel and stone



Living room wall - urbane bronze

- Built in wood console table (17)
- Install (3) direct focus lights ref : console ceiling
- Stripes Accent wall (7) (11)




- CHANGE TILE AROUND CHIMNEY replace with tile accent wall

STUDY ROOM

Change ceiling fan (fixture will be provided)

- Install 52" Modern fan/fixture
- Swap 4in recessed light ,switch to 6in

- Paint study walls
- Paint accent wall (design attached below)



- **- STUDY accent wall design**

DINING ROOM

- Change fixture
- Install new Chandelier

KITCHEN + BREAKFAST



- Demo + Install new floors



- Demo + Install new backsplash
- Paint kitchen cabinets
- Paint kitchen walls
- Install new hardware to kitchen cabinets
- Open kitchen Island 3 arc window
- Fabricate countertops to match, Install countertops
- Install breakfast chandelier - **FIXTURE WILL BE PROVIDED**

BREAKFAST AREA

- Install chandelier **(fixture will be provided)**
- Paint backdoor

LEVEL 2 - SECOND FLOOR

GENERAL INTERIORS

Paint all walls same color as primary home paint - SW GREEK VILLA
- Add recessed lighting all over bedrooms, bathroom + hallway
- Check all fixtures / ceiling fans for functionality
ATTIC LADDER /LATCH /LOCK /DOOR INSULATION

GAMEROOM

- Remove existing fan
- Install Modern 60" ceiling fan
- Install 6 inch recessed lights
- Paint game room walls


FULL BATH UPSTAIRS

- Install floating shelf by toilet seat area
- Add recessed light
- Remove shower rod
- Install Modern Shower door
- Change mirror (**mirror will be provided**)
- Change vanity light (**fixture will be provided**)
- Paint vanity cabinet
- Add hardware

MASTER BEDROOM-

- Paint Accent wall

- Install new ceiling fan + Chandelier (fixture will be provided)
- Paint accent wall



MASTER BATHROOM

- Replace Existing vanity mirrors
- Install new Vanity mirrors (mirrors will be provided)
- PAINT BATHROOM CABINETS
- INSTALL HARDWARE
- CHANGE FAUCETS
- Remove ,Close and patch existing vanity lights
- Install pendant lights (Fixtures will be provided)
- REMOVE MOUNT LIGHT IN BATHROOM WITH RECESSED LIGHT
- Replace damaged Exhaust fan (Install new fan)

FAUCETS (WILL BE PROVIDED)

ZEY RASHEED -CRM
CONSTRUCTION + DESIGN
(281)744-6248

DATED : Dec 4, 2023