



ELEVATION A



ELEVATION B - Opt. Stone



ELEVATION B

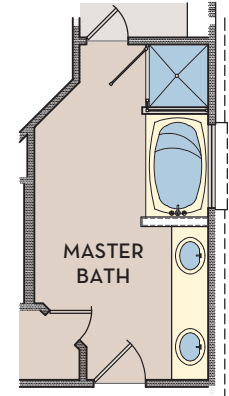


ELEVATION C - Opt. Stone

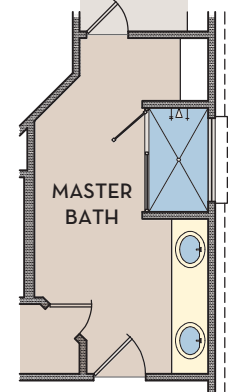


ELEVATION C

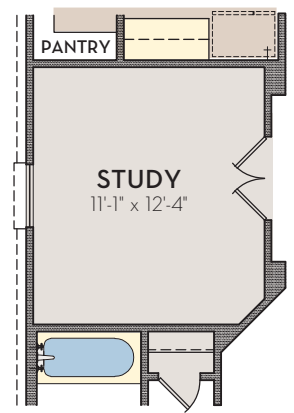




OPT. MASTER LUXURY BATH



OPT. MASTER SUPER SHOWER



OPT. STUDY IN LIEU OF BEDROOM #3



Depictions of homes are artist conceptions and are representative only. Changes may occur after the rendering has been produced. Optional upgrades may be shown. Square footage and dimensions are approximate and may vary per elevation. Square footage may vary based on as-built dimensions, configurations, plan options and/or method of calculation. Buyer should rely on his or her own evaluation of useable area. Neighborhoods' specific requirements may cause variations on these designs and would overwrite the above images. See Sales Consultant for current plan and elevations.