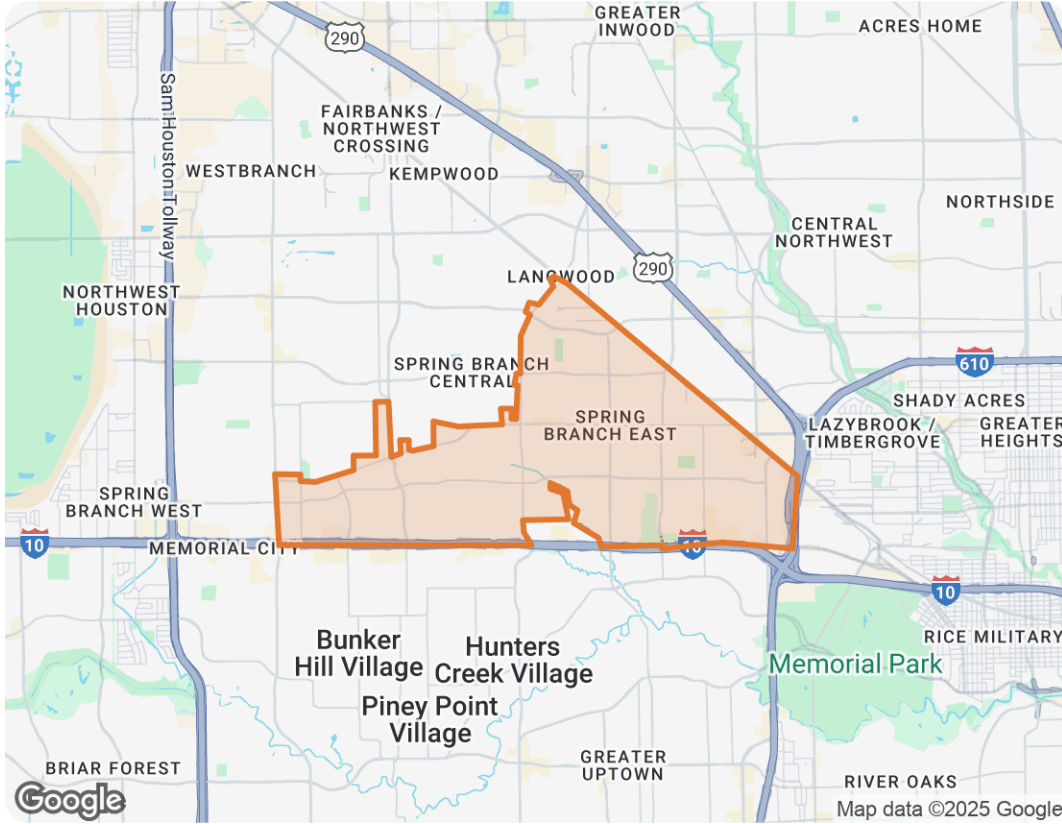


Houston, TX 77055



Teresa Sanchez

Realtor,

📞 Mobile (832) 928-9394

📠 (281) 856-7082

✉️ teresaworks4you@gmail.com

🌐 <https://www.har.com/teresasanchez>



Keller Williams Realty

19708 NW Freeway suite 2800

Houston, TX 77065

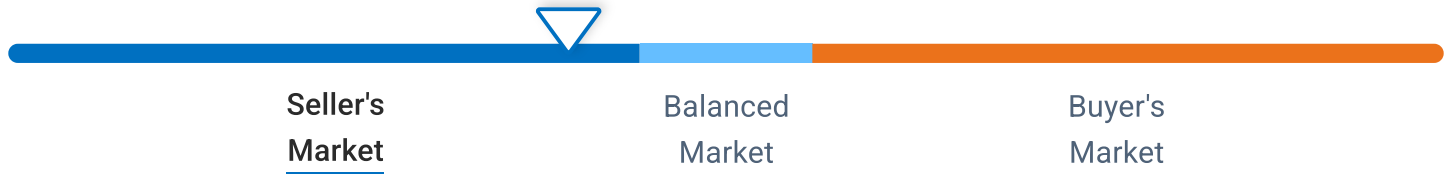
Market Trends

Market Trends for Houston, TX 77055

Single Family Residence

March 2025

Market Type



Key Details

Months of Inventory	Sold to List Price %	Median Days in RPR	Median Sold Price
4.58	98.8%	33	\$675,000
↑ 5.05% MoM	↓ 2.33% MoM	↓ 15.38% MoM	↑ 28.82% MoM

This represents an estimated sale price for this property. It is not the same as the opinion of value in an appraisal developed by a licensed appraiser under the Uniform Standards of Professional Appraisal Practice.

March 2025 Median Estimated Property Value

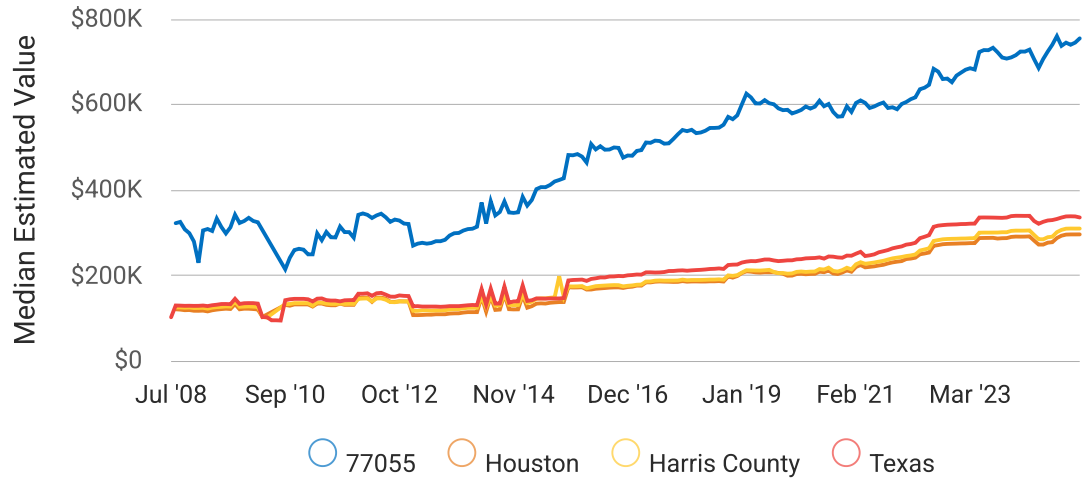
Single Family Residence

This graphic displays property estimates for a market area and a subject property, where one has been selected. Estimated property values are generated by a valuation model and are not formal appraisals.

Source: Public records, and MLS sources where licensed

Update Frequency: Monthly

Median Estimated Value \$754,770	Last Month Change +1.3%	12 Month Change +4.3%
---	--	--



March 2025 Sold Listings

Houston, TX 77055

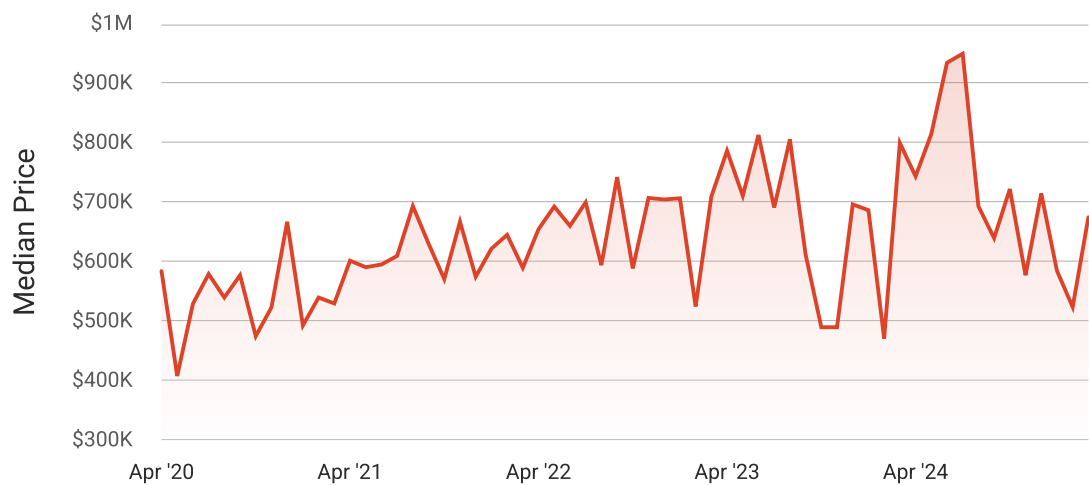
Single Family Residence

This graphic summarizes key statistics for properties that sold each month. RPR uses a derived sold date to determine when a property moved into a sold status within the given month. These statistics are important for understanding the price points on sold properties as well as the difference between the list price and sold price, which reveals whether buyers are paying over or under the asking price.

Source: Listing sources

Update Frequency: Monthly

Median Sold Price - \$675,000 ↑ 28.8% Month over Month
--



March 2025 Months Supply of Inventory

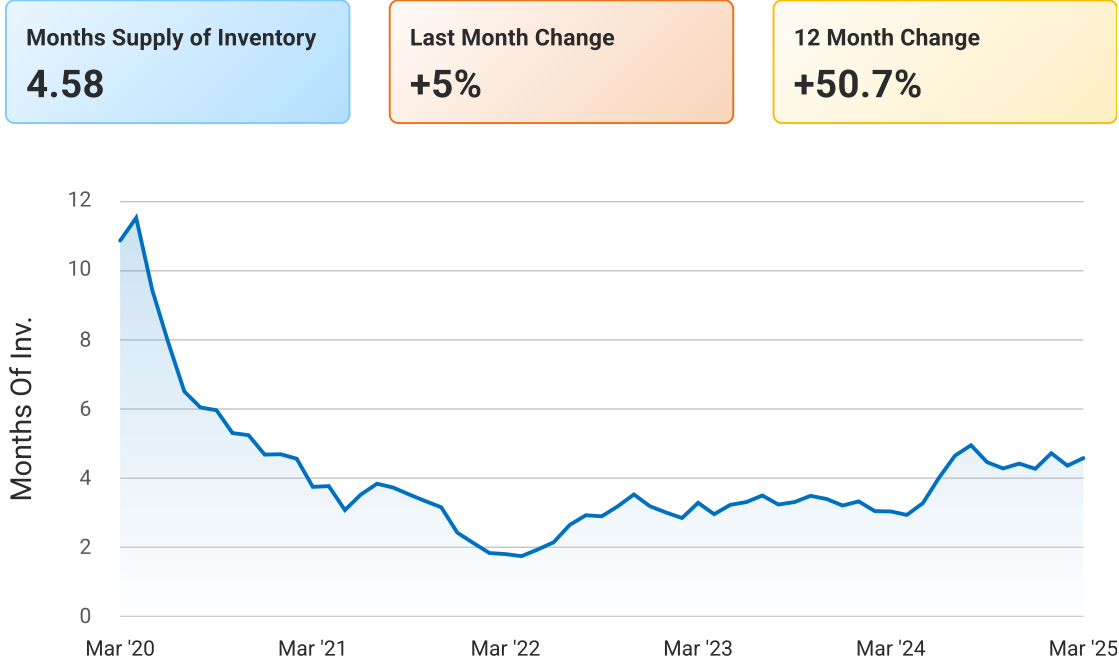
Houston, TX 77055

Single Family Residence

This graphic summarizes key statistics that describe the given month's inventory level and the percentage change in the last month and year. Months of inventory is the number of months it will take a market to absorb the inventory that's available at the end of the month, based on the number of properties that typically go into pending each month. RPR calculates months of inventory by dividing the count of listings that were active on the last day of the month by a rolling 12-month average of newly pending listings.

Source: Listing sources

Update Frequency: Monthly



Market Snapshot

Value and Price Changes

	Current	Last Month	Last 3 Months	Last 12 Months	Last 24 Months	Last 36 Months
Median Est. Property Value <small>Last Updated: 3/31/2025</small>	\$682,850	\$667,150 +2.35%	\$671,540 +1.68%	\$658,860 +3.64%	\$621,780 +9.82%	\$569,410 +19.92%
Median Sold Price <small>Last Updated: 3/31/2025</small>	\$642,500	\$479,990 +33.86%	\$670,000 -4.1%	\$792,500 -18.93%	\$664,026 -3.24%	\$505,000 +27.23%
Median List Price <small>Last Updated: 3/31/2025</small>	\$649,990	\$682,223 -4.72%	\$494,999 +31.31%	\$750,000 -13.33%	\$718,000 -9.47%	\$635,000 +2.36%

About this Data: Because some brokerages may choose not to include their MLS listing content within the RPR platform, the analysis contained in this report may not have been created using all the available listing data within this geographical market. Median estimated property values are generated by a valuation model and are not formal appraisals. Valuations are based on public records and MLS data where licensed. The Metrics displayed here reflect **All Residential Single Family, Condo, Townhouse and Apartment properties** data.

Market Activity

Market Filters Selected

Sort Order: Recently updated

Maximum Properties Per Change Type: 10

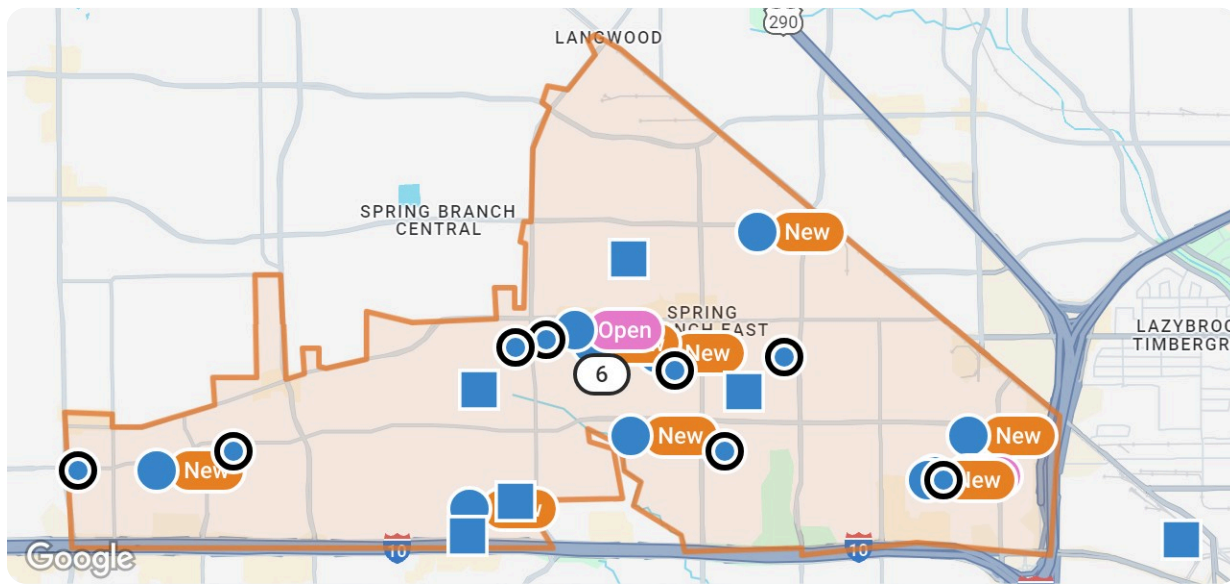
Change Types: New Listings, Pending, Closed

Property Types: Single Family

Property Features: Sale Price: Any, Lease Price: Any, Beds: 3+, Baths: 2+, Living Area: Any, Lot Size (acre): Any, Year Built: Any

Summary

For Sale Activity in the Last 3 Months



Legend

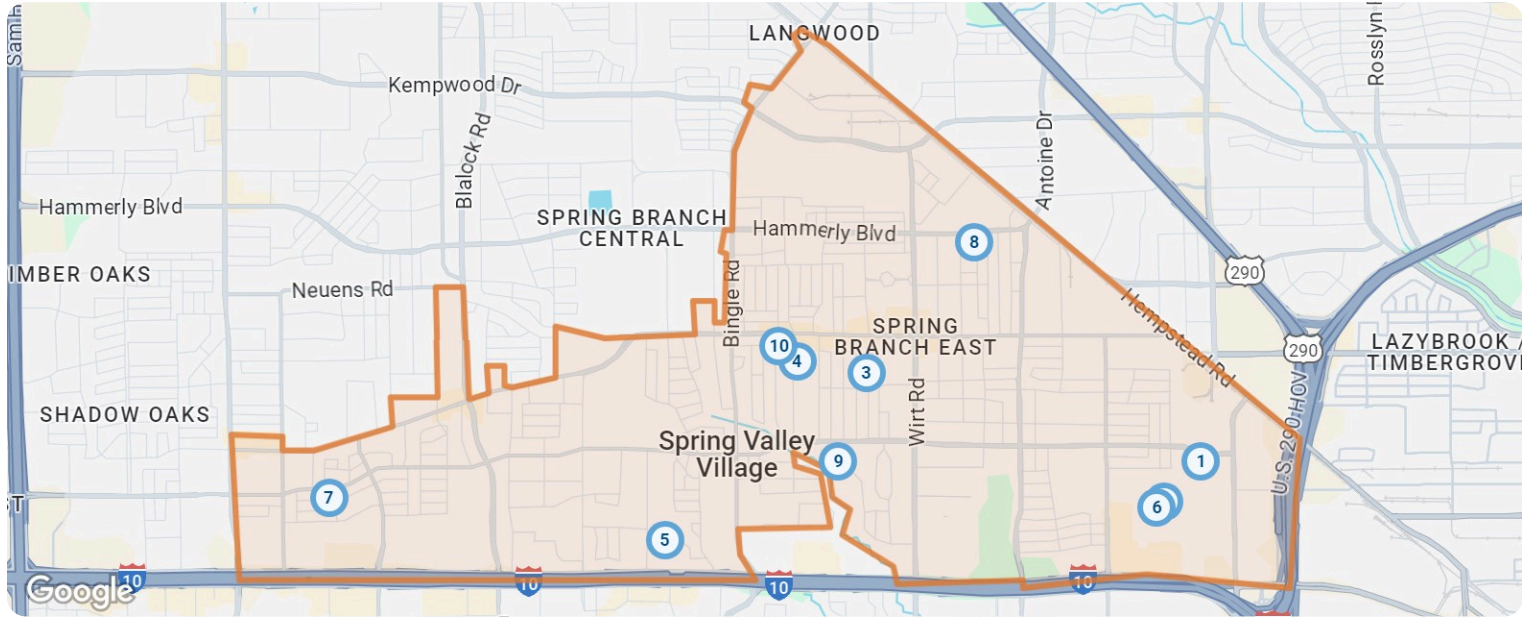
- For Sale
- For Sale Pending
- Recently Closed

	New	Pending	Closed
Number of Properties	10	10	10
Lowest Listing Price / Est.Value	\$389,999	\$375,000	\$379,700
Median Listing Price / Est.Value	\$1,035,000	\$972,500	\$815,000
Highest Listing Price / Est.Value	\$2,499,900	\$1,598,000	\$1,125,000
Average Price / sqft	\$351	\$277	\$288
Median Price / sqft	\$337	\$295	\$282
Average Days in RPR	4	32	71
Median Days in RPR	1	26	75
Total Volume	\$11,110,799	\$9,597,399	\$7,210,800
Source	Listings	Listings	Public Records & Listings

Property Details

New

Source: Listings

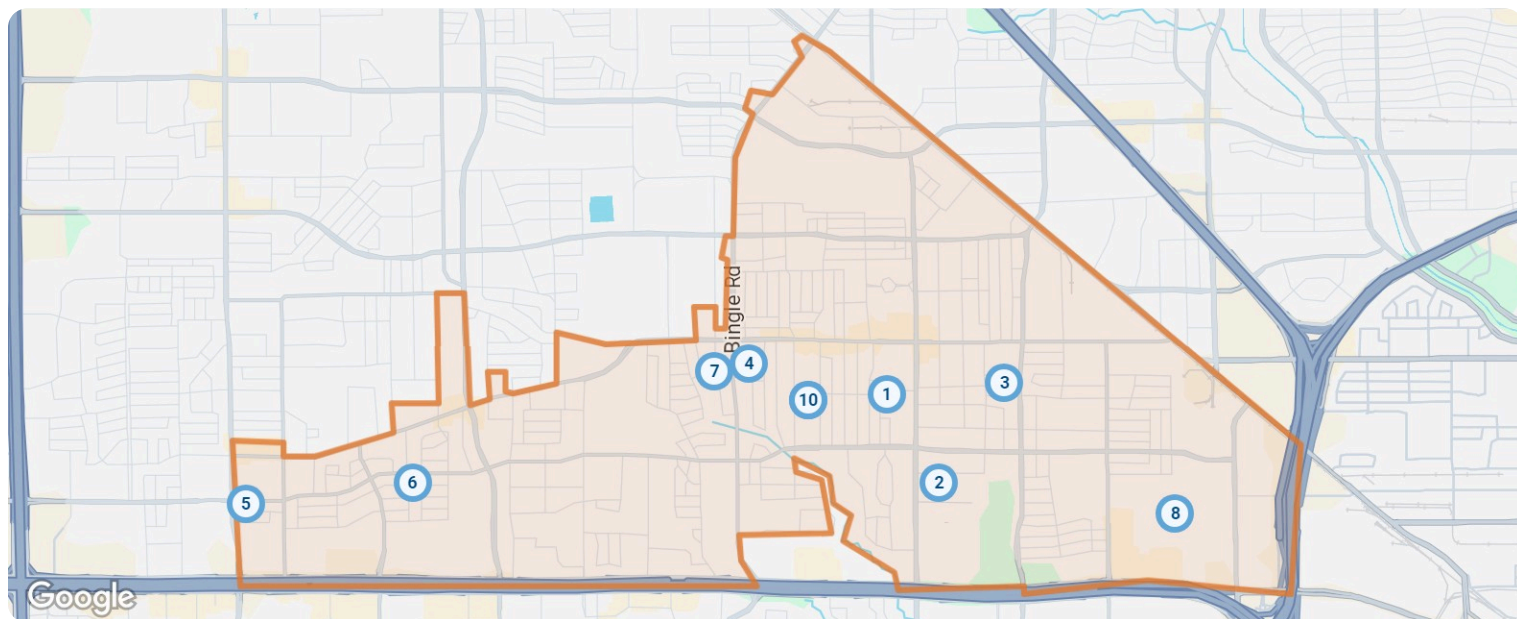












New: 10 properties		Property Type	Beds / Baths	Living Area (sq ft)	Lot Size	Year Built	List Date / Days in RPR	List Price / \$ Per Sq Ft
1	 <p>6110 Nicholas Grove Pl Houston, TX 77055 MLS ID: 94072705 ● Active / For Sale <i>Listing Courtesy of OctoGen Real Estate Group</i></p>	Single Family	3/4	2,588	1,442 sq ft	2021	4/29/2025 - days	\$685,000 \$265/sq ft
2	 <p>7526 Little Caprese Ln Houston, TX 77055 MLS ID: 48631043 ● Active / For Sale <i>Listing Courtesy of Martha Turner Sotheby's International Realty</i></p>	Single Family	4/5	3,190	2,312 sq ft	2018	3/28/2025 32 days	\$1,050,000 \$329/sq ft
3	 <p>1625 Pine Chase Dr Houston, TX 77055 MLS ID: 70013016 ● Active / For Sale <i>Listing Courtesy of Keller Williams Realty Metropolitan</i></p>	Single Family	3/2	1,473	8,778 sq ft	1951	4/28/2025 1 day	\$750,000 \$509/sq ft
4	 <p>8325 Barberr Branch St Houston, TX 77055 MLS ID: 49910899 ● Active / For Sale <i>Listing Courtesy of Wanda Taylor Properties</i></p>	Single Family	5/5	4,256	3,731 sq ft	2017	4/28/2025 1 day	\$1,020,000 \$240/sq ft
5	 <p>8854 Cardwell Dr Houston, TX 77055 MLS ID: 42637475 ● Active / For Sale <i>Listing Courtesy of Boulevard Realty</i></p>	Single Family	6/8	5,421	9,600 sq ft	2025	4/28/2025 1 day	\$2,499,900 \$461/sq ft

New: 10 properties		Property Type	Beds / Baths	Living Area (sq ft)	Lot Size	Year Built	List Date / Days in RPR	List Price / \$ Per Sq Ft
6	 <p>1210 Castellina Ln Houston, TX 77055 MLS ID: 86340644 ● Active / For Sale</p> <p><i>Listing Courtesy of Blanton Properties</i></p>	Single Family	4/5	4,066	4,644 sq ft	2025	4/28/2025 1 day	\$1,429,000 \$351/sq ft
7	 <p>9810 Cedardale Dr Houston, TX 77055 MLS ID: 73895116 ● Active / For Sale</p> <p><i>Listing Courtesy of Angelica M Ramirez</i></p>	Single Family	5/4	3,765	8,400 sq ft	2024	4/25/2025 4 days	\$1,299,900 \$345/sq ft
8	 <p>2131 Counter Point Dr Houston, TX 77055 MLS ID: 87032755 ● Active / For Sale</p> <p><i>Listing Courtesy of RE/MAX Fine Properties</i></p>	Single Family	3/2	1,227	7,392 sq ft	1955	4/28/2025 1 day	\$389,999 \$318/sq ft
9	 <p>1302 Friarcreek Ln Houston, TX 77055 MLS ID: 61023142 ● Active / For Sale</p> <p><i>Listing Courtesy of Tammy Bateman Properties</i></p>	Single Family	4/3	2,772	0.27 acres	1970	4/28/2025 1 day	\$1,339,000 \$483/sq ft
10	 <p>1705 Red Oak Point Dr Houston, TX 77055 MLS ID: 4361129 ● Active / For Sale</p> <p><i>Listing Courtesy of Better Homes and Gardens Real Estate Gary Greene - Woodway</i></p>	Single Family	3/4	3,109	2,861 sq ft	2019	4/28/2025 1 day	\$648,000 \$208/sq ft

Pending

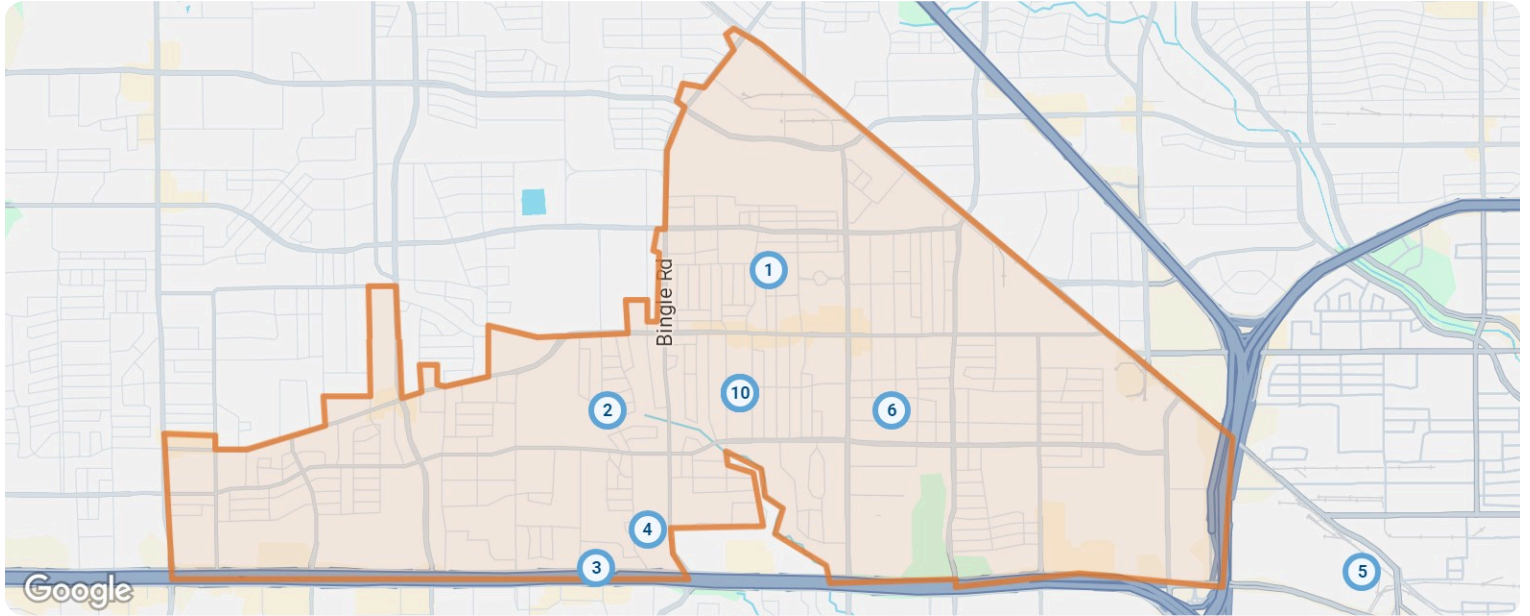
Source: Listings



Pending: 10 properties		Property Type	Beds / Baths	Living Area (sq ft)	Lot Size / Year Built	List Date	List Price / \$ Per Sq Ft	Pending Date / Days in RPR
1	 <p>1529 Cunningham Parc Ln Houston, TX 77055 MLS ID: 70655220 Pending / For Sale</p> <p><i>Listing Courtesy of Martha Turner Sotheby's International Realty</i></p>	Single Family	4/4	3,540	2,430 sq ft 2016	4/9/2025	\$1,085,000 \$306/sq ft	4/28/2025 20 days
2	 <p>1203 W Hunters Creekway Dr Houston, TX 77055 MLS ID: 46577104 Pending / For Sale</p> <p><i>Listing Courtesy of Compass RE Texas, LLC - Houston</i></p>	Single Family	3/5	3,670	5,017 sq ft 2002	3/21/2025	\$860,000 \$234/sq ft	4/28/2025 39 days
3	 <p>7422 Janak Dr Houston, TX 77055 MLS ID: 30590328 Pending / For Sale</p> <p><i>Listing Courtesy of Martha Turner Sotheby's International Realty</i></p>	Single Family	5/6	5,478	7,200 sq ft 2025	3/28/2025	\$1,598,000 \$292/sq ft	4/25/2025 32 days
4	 <p>1729 Ronson Rd Houston, TX 77055 MLS ID: 42482652 Pending / For Sale</p> <p><i>Listing Courtesy of Greenwood King Properties - Kirby Office</i></p>	Single Family	5/6	4,226	7,380 sq ft 2018	4/24/2025	\$1,495,000 \$354/sq ft	4/27/2025 5 days
5	 <p>10055 Westview Dr Houston, TX 77055 MLS ID: 81890684 Pending / For Sale</p> <p><i>Listing Courtesy of Keller Williams Premier Realty</i></p>	Single Family	3/2	1,859	8,820 sq ft 1957	4/14/2025	\$375,000 \$202/sq ft	4/24/2025 15 days
6	 <p>1306 Springrock Ln Houston, TX 77055 MLS ID: 265487 Pending / For Sale</p> <p><i>Listing Courtesy of HomesUSA.com</i></p>	Single Family	5/6	4,597	8,450 sq ft 2025	3/21/2025	\$1,375,000 \$299/sq ft	4/25/2025 39 days
7	 <p>Sedola Ln Houston, TX 77055 MLS ID: 55174843 Pending / For Sale</p> <p><i>Listing Courtesy of Riverway Properties</i></p>	Single Family	3/4	2,392	2,495 sq ft 2025	4/17/2025	\$749,999 \$314/sq ft	4/17/2025 12 days
8	 <p>1228 Mosaico Ln Houston, TX 77055 MLS ID: 20085042 Pending / For Sale</p> <p><i>Listing Courtesy of Keller Williams Realty Metropolitan</i></p>	Single Family	4/5	3,800	1,956 sq ft 2015	4/9/2025	\$1,275,000 \$336/sq ft	4/18/2025 20 days
9	 <p>Kolbe Village Way Houston, TX 77055 MLS ID: 64625785 Pending / For Sale</p> <p><i>Listing Courtesy of Compass RE Texas, LLC - Houston</i></p>	Single Family	3/4	1,799	1,409 sq ft 2025	3/10/2025	\$394,700 \$219/sq ft	3/10/2025 50 days
10	 <p>Kolbe Village Way Houston, TX 77055 MLS ID: 21872135 Pending / For Sale</p> <p><i>Listing Courtesy of Compass RE Texas, LLC - Houston</i></p>	Single Family	3/4	1,799	1,409 sq ft 2025	2/5/2025	\$389,700 \$217/sq ft	2/6/2025 83 days

Closed

Source: Public Records and Listings



Closed: 10 properties

	Property Type	Beds / Baths	Living Area (sq ft)	Lot Size / Year Built	Closed Date / Days in RPR	Closed Price / \$ Per Sq Ft	List to Sold Price %
1	 1942 Lynnview Dr Houston, TX 77055 MLS ID: 49181824 Closed / For Sale <i>Courtesy of Summertime Investments</i>	Single Family	5/5	3,691	6,760 sq ft 2025	4/25/2025 87 days \$1,125,000 \$305/sq ft	-
2	 1521 Bracher St Houston, TX 77055 MLS ID: 4967855 Closed / For Sale <i>Courtesy of Jane Byrd Properties International LLC</i>	Single Family	3/2	1,734	0.28 acres 1956	4/28/2025 67 days \$750,000 \$433/sq ft	-
3	 8809 Echo Valley Dr Houston, TX 77055 MLS ID: 26213716 Closed / For Sale <i>Courtesy of Wanda Taylor Properties</i>	Single Family	4/4	2,911	10,350 sq ft 1985	4/25/2025 37 days \$890,000 \$306/sq ft	↓ 5.32%
4	 8715 Wunningham Ln Houston, TX 77055 MLS ID: 93344908 Closed / For Sale <i>Courtesy of Beth Wolff Realtors</i>	Single Family	4/3	2,205	0.26 acres 1960	4/28/2025 96 days \$960,000 \$435/sq ft	↓ 3.52%
5	 3609 Cambridge Gate Ln Houston, TX 77055 MLS ID: 51717442 Closed / For Sale <i>Courtesy of Coldwell Banker Realty - Katy</i>	Single Family	4/4	3,226	2,625 sq ft 2022	4/24/2025 37 days \$880,000 \$273/sq ft	↓ 2.22%

Closed: 10 properties		Property Type	Beds / Baths	Living Area (sq ft)	Lot Size / Year Built	Closed Date / Days in RPR	Closed Price / \$ Per Sq Ft	List to Sold Price %
6	 <p>1501 Jacquelyn Dr Houston, TX 77055 MLS ID: 49195353 Closed / For Sale</p> <p><i>Courtesy of Cunningham Realty Group</i></p>	Single Family	4/4	3,665	5,577 sq ft 2024	2/28/2025 78 days	\$1,069,000 \$292/sq ft	-
7	 <p>8516 Kolbe Village Way Houston, TX 77055 MLS ID: 58607735 Closed / For Sale</p> <p><i>Courtesy of Compass RE Texas, LLC - Houston</i></p>	Single Family	3/4	1,858	1,409 sq ft 2025	3/31/2025 38 days	\$384,700 \$207/sq ft	-
8	 <p>Kolbe Village Way Houston, TX 77055 MLS ID: 18852685 Closed / For Sale</p> <p><i>Courtesy of Compass RE Texas, LLC - Houston</i></p>	Single Family	3/4	1,799	1,409 sq ft 2025	3/7/2025 76 days	\$384,700 \$214/sq ft	-
9	 <p>Kolbe Village Way Houston, TX 77055 MLS ID: 74397247 Closed / For Sale</p> <p><i>Courtesy of Compass RE Texas, LLC - Houston</i></p>	Single Family	3/4	1,799	1,409 sq ft 2024	3/19/2025 124 days	\$379,700 \$211/sq ft	-
10	 <p>Kolbe Village Way Houston, TX 77055 MLS ID: 94843836 Closed / For Sale</p> <p><i>Courtesy of Compass RE Texas, LLC - Houston</i></p>	Single Family	3/4	1,851	1,409 sq ft 2025	3/21/2025 73 days	\$387,700 \$209/sq ft	↓ 0.51%

About RPR

- RPR® is the nation's largest property database, exclusively for REALTORS®. It empowers REALTORS® to help buyers and sellers make informed decisions, backed by a real estate database covering more than 160 million residential and commercial properties in the United States.
- RPR is a wholly owned subsidiary of the National Association of REALTORS® and a member benefit to REALTORS®.
- RPR's data sources range from MLSs and county-level tax and assessment offices, to the U.S. Census and FEMA, to specialty data set providers such as Esri (consumer data), Niche (school information) and Precisely (geographic boundaries).

Learn More

For more information about RPR, please visit RPR's public website: <https://blog.narrpr.com>



Ancillary Services

New American Funding



Sharon Eldorado

Loan Consultant

Office: (919) 641-2576

✉ sharon.eldorado@nafinc.com

🌐 <https://www.newamericanfunding.com/>

NMLS# 109917

18583 Dallas Parkway

Suite 160

Dallas, TX 75287

AMP Lending



Dixie Caddell

Senior Loan Officer

Office: (361) 500-2718

✉ DCaddell@AskMortgagePros.com

🌐 <https://www.amplendinglo.com/dixie-ca...>

NMLS# 2181933

NRG Reliant Concierge



Tanya Fobbs

Office: (281) 444-3900

Mobile: (281) 414-7073

✉ tanya.fobbs@nrg.com

🌐 <https://www.reliant.com/en/business/ch...>

8344 Spring Cypress Road

Spring, TX 77379

NOTE: This communication is provided to you for informational purposes only and should not be relied upon by you. The real estate firm identified in this report is not a mortgage lender. You should contact the identified mortgage company directly to learn more about its mortgage products and your eligibility for such products.